

HDC S6 6 SAS**Weidmüller Interface GmbH & Co. KG**

Klingenbergstraße 26

D-32758 Detmold

Germany

www.weidmueller.com

The MixMate series of connectors can simultaneously transmit high rated currents and voltages as well as signals. An axial screw can be used to secure the wire.
Axial screw connection TOP connection

General ordering data

Version	HDC insert, Pin, 690 V, 100 A, Number of poles: 12, Axial screw connection, Size: 8
Order No.	1790030000
Type	HDC S6 6 SAS
GTIN (EAN)	4032248212095
Qty.	1 pc(s).

HDC S6 6 SAS

Weidmüller Interface GmbH & Co. KG

Klingenbergstraße 26

D-32758 Detmold

Germany

www.weidmueller.com

Technical data

Dimensions and weights

Depth	111 mm	Depth (inches)	4.37 inch
Height	47.8 mm	Height (inches)	1.882 inch
Width	34 mm	Width (inches)	1.339 inch
Net weight	286 g		

Temperatures

Limit temperature	-40 °C ... 125 °C
-------------------	-------------------

Dimensions

Height of plug	47.8 mm	Total length base	111 mm
Width	34 mm		

General data

BG	8	Colour	beige
Free from halogens		Insulating material	PC glass-fibre reinforced (UL-listed and railway-certified)
	true		
Insulating material group	IIIa	Insulation strength	10 ¹⁰ Ω
Low smoke acc. DIN EN 45545-2	Yes	Material	Copper alloy
Number of poles	12	Number of power contacts	6
Number of signal contacts	6	Plugging cycles, silver	≥ 500
Pollution severity	3	Rated current (DIN EN 61984)	100 A
Rated impulse voltage (DIN EN 61984)	8 kV	Rated voltage (DIN EN 61984)	690 V
Rated voltage according to UL/CSA	600 V AC/DC	Series	MixMate
Size	8	Surface finish	Silver passivated
Type	Pin	Type of connection	Axial screw connection
UL 94 flammability rating	V-0	Volume resistance	≤1 mΩ

Connection data PE

Connection type PE	Screw connection	Rated cross-section	35 mm ²
Stripping length PE connection	8 mm	Tightening torque, max. PE connection	8 Nm
Tightening torque, min. PE connection	6 Nm	Wire cross section, AWG (PE), max.	AWG 2
Wire cross section, AWG (PE), min.	AWG 6		

Power contact

Clamping range, power contact, max.	35 mm ²	Clamping range, power contact, min.	16 mm ²
Hexagon socket	4 mm	Number of poles, performance contact	6
Rated current (DIN EN 61984), power contact	100 A	Rated impulse voltage (DIN EN 61984), power contact	8 kV
Rated voltage (DIN EN 61984), power contact	690 V	Stripping length, performance contact	13 mm
Tightening torque, max.	0.9 Nm	Tightening torque, min.	0.45 Nm
Tightening torque, power contact, max.	8 Nm	Tightening torque, power contact, min.	6 Nm
Type of connection, power contact	Axial screw connection		

HDC S6 6 SAS

Weidmüller Interface GmbH & Co. KG

Klingenbergstraße 26

D-32758 Detmold

Germany

www.weidmueller.com

Technical data

Signal contact

AF size	SD 0.6 x 3.5	Clamping range, signal contact, max.	2.5 mm ²
Clamping range, signal contact, min.	0.5 mm ²	Number of poles, signal	6
Rated current (DIN EN 61984), signal	16 A	Rated impulse voltage (DIN EN 61984), signal	6 kV
Rated voltage (DIN EN 61984), signal contact	400 V	Stripping length, signal	12 mm
Tightening torque, max.	0.9 Nm	Tightening torque, min.	0.45 Nm
Tightening torque, signal contact, max.	0.8 Nm	Tightening torque, signal contact, min.	0.4 Nm
Type of connection, signal	Screw connection		

Version

BG	8	Clamping screw	M 7 x 0.75 mm
Conductor cross-section, max.	35 mm ²	Conductor cross-section, min.	16 mm ²
Material	Copper alloy	Size	8
Stripping length, rated connection	13 mm	Surface finish	Silver passivated
Type of connection	Axial screw connection	Volume resistance	≤1 mΩ
Wire connection cross section AWG, max.	AWG 2	Wire connection cross section AWG, min.	AWG 6
Wire connection cross section, finely stranded, max.	35 mm ²	Wire connection cross section, finely stranded, min.	16 mm ²

Classifications

ETIM 6.0	EC000438	ETIM 7.0	EC000438
ETIM 8.0	EC000438	ETIM 9.0	EC000438
ECLASS 9.0	27-44-02-05	ECLASS 9.1	27-44-02-05
ECLASS 10.0	27-44-02-05	ECLASS 11.0	27-44-02-05
ECLASS 12.0	27-44-02-05	ECLASS 13.0	27-44-02-05

Substance	Acetone
Chemical resistance	Resistant
Substance	Ammonia, watery
Chemical resistance	Conditionally resistant
Substance	Petrol
Chemical resistance	Resistant
Substance	Benzene
Chemical resistance	Resistant
Substance	Diesel oil
Chemical resistance	Conditionally resistant
Substance	Acetic acid, concentrated
Chemical resistance	Resistant
Substance	Potassium hydroxide
Chemical resistance	Conditionally resistant
Substance	Methanol
Chemical resistance	Conditionally resistant
Substance	Motor oil

HDC S6 6 SAS

Weidmüller Interface GmbH & Co. KG

Klingenbergstraße 26

D-32758 Detmold

Germany

www.weidmueller.com

Technical data

Chemical resistance	Conditionally resistant
Substance	Lye, diluted
Chemical resistance	Resistant
Substance	Hydrochlorofluorocarbons
Chemical resistance	Conditionally resistant
Substance	Outdoor use
Chemical resistance	Conditionally resistant

Environmental Product Compliance

REACH SVHC	Lead 7439-92-1
SCIP	d447edfa-0214-4f34-b5ba-82eae491b46a
Chemical resistance	de.myview.objectmodel.impl.BlockImpl@4ea8b48a de.myview.objectmodel.impl.BlockImpl@7aac992 de.myview.objectmodel.impl.BlockImpl@78afb982 de.myview.objectmodel.impl.BlockImpl@7d6dfd50 de.myview.objectmodel.impl.BlockImpl@766a0a93 de.myview.objectmodel.impl.BlockImpl@27ddab95 de.myview.objectmodel.impl.BlockImpl@223b7545 de.myview.objectmodel.impl.BlockImpl@302e8b2f de.myview.objectmodel.impl.BlockImpl@16b6312b de.myview.objectmodel.impl.BlockImpl@5c7db16b de.myview.objectmodel.impl.BlockImpl@251576fc de.myview.objectmodel.impl.BlockImpl@61a6e682

Approvals

Approvals



ROHS	Conform
UL File Number Search	UL Website
Certificate No. (cURus)	E92202

Downloads

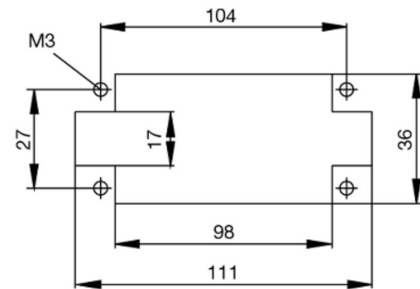
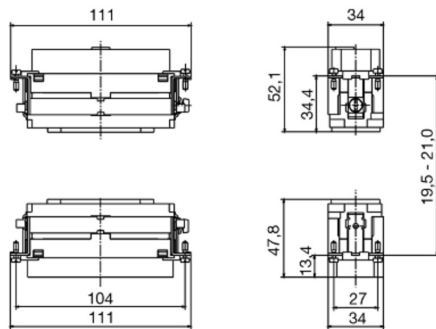
Engineering Data	CAD data – STEP
Engineering Data	Zuken E3.S
Catalogues	Catalogues in PDF-format
Brochures	FL FIELDWIRING EN FL FIELDWIRING EN

HDC S6 6 SAS

Weidmüller Interface GmbH & Co. KG
Klingenbergstraße 26
D-32758 Detmold
Germany

www.weidmueller.com

Drawings



HDC S6 6 SAS**Weidmüller Interface GmbH & Co. KG**

Klingenbergstraße 26

D-32758 Detmold


Germany

www.weidmueller.com**Accessories****Slotted screwdriver**

Slotted screwdriver with rounded blade SD DIN 5265, ISO 2380/2, output to DIN 5264, ISO 2380/1. ChromTop tip, SoftFinish grip

General ordering data

Type	SDS 0.6X3.5X100	Version
Order No.	9008330000	Screwdriver, Screwdriver
GTIN (EAN)	4032248056286	
Qty.	1 pc(s).	

Slotted screwdriver

VDE insulated slot-head screwdriver, SDI DIN 7437, ISO 2380/2, drive output acc. to DIN 5264, ISO 2380/1. SoftFinish grip

General ordering data

Type	SDIS 0.6X3.5X100	Version
Order No.	9008390000	Screwdriver, Screwdriver
GTIN (EAN)	4032248056354	
Qty.	1 pc(s).	

Tightening torques and screwing tools

Screw size	Connector type	Dia. tightening torque in Nm	Recommended blade inserts and AF size for hexagon socket
M 2.5	Signal contacts		
	S 6/6	0.5 - 0.55	SD 0.6 x 3.5 mm or PZ0
	S 6/12	0.5 - 0.55	SD 0.6 x 3.5 mm or PZ0
M 2.9 x 0.5	Fastening screws		
	HQ 4/2	0.8 (plastic) / 1.1 (metal)	SD 0.6 x 3.5 mm or PH0
	HQ 8	0.8 (plastic) / 1.1 (metal)	SD 0.6 x 3.5 mm or PH0
	HQ 17	0.8 (plastic) / 1.1 (metal)	SD 0.6 x 3.5 mm or PH0
M 3	Contact screws		
	HA 3	0.5 - 0.55	SD 0.5 x 3.0 mm
	HA 4	0.5 - 0.55	SD 0.5 x 3.0 mm
	HA 10 bis HA 48	0.5 - 0.55	SD 0.6 x 3.5 mm or PH0
	HE	0.5 - 0.55	SD 0.6 x 3.5 mm or PZ0
	HVE	0.5 - 0.55	SD 0.6 x 3.5 mm or PZ0
	Signal contacts:		
	S 4/2	0.5 - 0.55	SD 0.6 x 3.5 mm or PZ0
	S 4/8	0.5 - 0.55	SD 0.6 x 3.5 mm or PZ0
	PE connection via female contact		
	S 4	0.5 - 0.8	SD 0.6 x 3.5 mm
	ConCept modular frame, metal	0.5 - 0.55	SD 0.6 x 3.5 mm
	PE terminal		
	HQ 5	0.5 - 0.55	SD 0.6 x 3.5 or 0.8 x 4 mm
	HQ 7	0.5 - 0.55	SD 0.6 x 3.5 or 0.8 x 4 mm
	Fastening screws	0.5 - 0.55	SD 0.6 x 3.5 mm or PZ0
	Guide pin	0.5 - 0.55	SD 0.6 x 3.5 mm or PZ0
	Guide bush	0.5 - 0.55	SD 0.6 x 3.5 mm or PZ0
	Coding pins	0.5 - 0.55	SD 0.6 x 3.5 mm or PZ0
M 4	Contact screws		
	HSB	1.2 - 1.5	SD 0.6 x 3.5 or 0.8 x 4 mm or PZ1
	PE connection via male contact		
	S 4	0.5 - 0.8	SD 0.6 x 3.5 mm
	ConCept modular frame, metal	1.2 - 1.5	SD 0.6 x 3.5 mm
	PE terminal		
	HA	1.2 - 1.5	SD 0.6 x 3.5 or 0.8 x 4 mm or PH1
	HE	1.2 - 1.5	SD 0.6 x 3.5 or 0.8 x 4 mm or PH1
	HEE	1.2 - 1.5	SD 0.6 x 3.5 or 0.8 x 4 mm or PH1
	HVE	1.2 - 1.5	SD 0.6 x 3.5 or 0.8 x 4 mm or PH1
	HD	1.2 - 1.5	SD 0.6 x 3.5 or 0.8 x 4 mm or PZ1
	HDD	1.2 - 1.5	SD 0.6 x 3.5 or 0.8 x 4 mm or PZ1
	S 6/6 (for signal contacts)	1.2 - 1.5	0.8 x 4 mm or PZ1
	ConCept modular frame, plastic	1.2 - 1.5	0.8 x 4 mm or PZ1
M 5	PE terminal		
	HSB	2 - 2.5	SD 1 x 5.5 mm or PZ2
	S 4/0 (Screw connection)	2 - 2.5	SD 1.2 x 6.5 mm or PH2
	S 4/0 (Axial screw connection)	2 - 2.5	SD 0.8 x 4 mm or PZ 2
	S 4/2	2 - 2.5	SD 1.2 x 6.5 mm or PH2
	S 4/8	2 - 2.5	SD 1.2 x 6.5 mm or PH2
	S 6/12	2 - 2.5	SD 0.8 x 4 mm or PZ 2
	S 6/36	2 - 2.5	SD 1.2 x 6.5 mm or PH2
	S 8/24	2 - 2.5	SD 1.2 x 6.5 mm or PH2
	S 12/2	2 - 2.5	SD 1.2 x 6.5 mm or PH2
M 6	Power contacts		
	S 4/0 (Screw connection)	1.2 (1.5 mm ²) / 2 (2.5 mm ²) / 3 (4-16 mm ²)	SD 0.8 x 4 mm
	S 4/2	1.2 (1.5 mm ²) / 2 (2.5 mm ²) / 3 (4-16 mm ²)	SD 0.8 x 4 mm
	S 4/8	1.2 (1.5 mm ²) / 2 (2.5 mm ²) / 3 (4-16 mm ²)	SD 0.8 x 4 mm
M 7 x 0.75	Power contacts		
	S 4	1.1 - 1.7	SW 2
	S 6/6 (+ PE)	6 - 8	SW 4
M 8 x 0.75	Power contacts		
	S 6/12	1.1 - 1.7	SW 2
	S 8/0 (+ PE)	6 (10-16 mm ²) - 7 (25 mm ²)	SW 4
M10 x 1	Power contacts		
	S 4/0 (Axial connection)	2 - 3	SW 3

Increasing the tightening torque does not improve the contact resistance. The stated torque settings offer optimal mechanical, thermal and electrical conditions. Exceeding the recommended values may even damage the conductor and terminal.