

LPBB OR**Weidmüller Interface GmbH & Co. KG**

Klingenbergstraße 26

D-32758 Detmold

Germany

www.weidmueller.com**Product image**

Similar to illustration

Minor component, major effect:

Clip-on attachment elements increase the mechanical resilience of the circuit board terminals.

Clip-on or pre-assembled - always the right solution:

- Hard-wearing, precise fitting dovetail joint
- Hard-wearing metal threaded inserts
- Suitable for all outlet directions

Maximum stability, minimum effort:

- Extremely resilient for frequent fastening operations
- Complete set for easy selection

The result: soldering points, contacts and overall module are more resilient against mechanical stress such as vibrations and tensile loads.

General ordering data

Version	Printed circuit board terminals, Accessories, Mounting block, orange, Number of poles: 1
Order No.	1747540000
Type	LPBB OR
GTIN (EAN)	4008190992224
Qty.	100 pc(s).
Product data	
Packaging	Box

LPBB OR

Weidmüller Interface GmbH & Co. KG

Klingenbergstraße 26

D-32758 Detmold

Germany

www.weidmueller.com

Technical data

Dimensions and weights

Depth	11 mm	Depth (inches)	0.433 inch
Height	11 mm	Height (inches)	0.433 inch
Height of lowest version	11 mm	Width	7.6 mm
Width (inches)	0.299 inch	Net weight	0.67 g

System parameters

Number of poles	1	Pin series quantity	1
Solder pin length (l)	0 mm	Protection degree	IP20

Material data

Insulating material	PA	Colour	orange
Colour chart (similar)	RAL 2000	UL 94 flammability rating	V-0
Contact material	Cu-alloy	Storage temperature, min.	-40 °C
Storage temperature, max.	70 °C	Operating temperature, min.	-50 °C
Operating temperature, max.	100 °C	Temperature range, installation, min.	-25 °C
Temperature range, installation, max.	100 °C		

Conductors suitable for connection

Reference text	Length of ferrules is to be chosen depending on the product and the rated voltage. The outside diameter of the plastic collar should not be larger than the pitch (P)
----------------	---

Rated data acc. to IEC

tested acc. to standard	IEC 60664-1, IEC 61984
-------------------------	------------------------

Packing

Packaging	Box	VPE length	99 mm
VPE width	90 mm	VPE height	40 mm

Classifications

ETIM 6.0	EC002943	ETIM 7.0	EC002943
ETIM 8.0	EC002943	ETIM 9.0	EC002943
ECLASS 9.0	27-44-04-92	ECLASS 9.1	27-44-04-92
ECLASS 10.0	27-44-04-92	ECLASS 11.0	27-46-04-05
ECLASS 12.0	27-46-04-05	ECLASS 13.0	27-46-04-05

Important note

IPC conformity	Conformity: The products are developed, manufactured and delivered according international recognized standards and norms and comply with the assured properties in the data sheet resp. fulfill decorative properties in accordance with IPC-A-610 "Class 2". Further claims on the products can be evaluated on request.
Notes	<ul style="list-style-type: none"> Long term storage of the product with average temperature of 50 °C and maximum humidity 70%, 36 months

LPBB OR**Weidmüller Interface GmbH & Co. KG**

Klingenbergstraße 26

D-32758 Detmold

Germany

www.weidmueller.com**Technical data****Approvals**

ROHS	Conform
------	---------

Downloads

Approval/Certificate/Document of Con- formity	Declaration of the Manufacturer
--	---

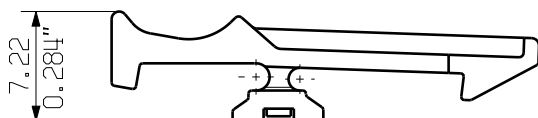
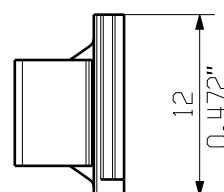
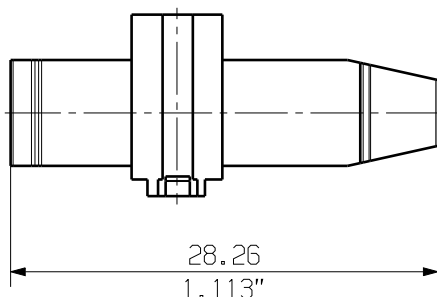
Catalogues	Catalogues in PDF-format
------------	--

Brochures	FL DRIVES EN FL ANALO.SIGN.CONV. EN MB DEVICE MANUF. EN FL DRIVES DE FL BUILDING SAFETY EN FL APPL LED LIGHTING EN FL INDUSTR.CONTROLS EN FL MACHINE SAFETY EN FL HEATING ELECTR EN FL APPL INVERTER EN FL BASE STATION EN FL ELEVATOR EN FL POWER SUPPLY EN FL 72H SAMPLE SER EN PO OMNIMATE EN PO OMNIMATE EN
-----------	--

MASSE OHNE TOLERANZ SIND KEINE PRUEFMASSE
DIMS. WITHOUT TOLERANCE ARE NOT CONTROL DIMS.

DIE DEUTSCHE VERSION IST VERBINDLICH
THE GERMAN VERSION IS BINDING


ALLGEMEINGUELTIGE KUNDENZEICHNUNG, AKTUELLER STAND NUR AUF ANFRAGE
GENERAL CUSTOMER DRAWING, TOPICAL VERSION ONLY IF REQUIRED



For the mounting of PCBs, it should be noted that the rated data given in the catalogue relates only to the connection elements. The necessary creepage and clearance paths must be observed in connection with the respective applicant in accordance to VDE 0110. The current-carrying capacity and pitch tolerance is to be determined according to DIN IEC 326 part 3 very fine.

Weidmüller connectors are tested to the DIN VDE 0627 standard, and are valid for its field of application. Provided that the connectors are used to the intended purpose, all requirements with respect to the occurring of electrical, mechanical, thermic and corrosive stress will be satisfied.

M 1/1



GENERAL TOLERANCE:
DIN ISO 2768-mK



MAX. NRN./NOS.

84312/5
23.09.15
GUETZLAFF_T
MODIFICATION

Weidmüller



CAT.NO.: 1552270000

4 59410 05

DRAWING NO. ISSUE NO.
SHEET 01 OF 01 SHEETS



	DATE	NAME
DRAWN	12.09.2014	TIELKER_S
RESPONSIBLE		WRIGHT_ST
CHECKED	08.10.2015	LUX_S
APPROVED		NOLTE_S

SCALE: 2/1

SUPERSEDES: .

RAHA BVF/BVZ RD
RASTHAKEN
RETAINING HOOK

PRODUCT FILE: SV/BVZ 7.62 HP

7340