


**ZVL 1.5 O.QV****Weidmüller Interface GmbH & Co. KG**

Klingenbergstraße 26

D-32758 Detmold

Germany

[www.weidmueller.com](http://www.weidmueller.com)**Product image**

For the connection of the conductors and the distribution or cross-connection of the potential on the sensor and actuator terminal blocks ZIA, the distributor plugs can be used. The plugs can be easily connected to each other and plugged into the ZIA terminal blocks. Depending on the design of the plugs, the potential is cross-connected between the plugs.

**General ordering data**

Version	Plug-in connector, Tension-clamp connection, 1.5 mm <sup>2</sup> , Distribution strip, dark beige
Order No.	<a href="#">1711930000</a>
Type	ZVL 1.5 O.QV
GTIN (EAN)	4008190946203
Qty.	100 pc(s).

**ZVL 1.5 0.QV****Weidmüller Interface GmbH & Co. KG**

Klingenbergstraße 26

D-32758 Detmold

Germany

www.weidmueller.com

**Technical data****Dimensions and weights**

Depth	17.45 mm	Depth (inches)	0.687 inch
Height	12.9 mm	Height (inches)	0.508 inch
Width	5.08 mm	Width (inches)	0.2 inch
Net weight	1.07 g		

**Temperatures**

Storage temperature	-25 °C...55 °C	Continuous operating temp., min.	-50 °C
Continuous operating temp., max.	120 °C		

**Material data**

Material	Wemid	Colour	dark beige
UL 94 flammability rating	V-0		

**System specifications**

Version	Distribution strip	End cover plate required	Yes
Number of levels	1	Number of clamping points per level	1
Levels cross-connected internally	No	PE connection	No

**Additional technical data**

Explosion-tested version	No	Open sides	right
Type of mounting	Plugged		

**CSA rating data**

Certificate No. (CSA)	200039-1068678	Current size B (CSA)	10 A
Current size D (CSA)	10 A	Voltage size B (CSA)	300 V
Voltage size D (CSA)	300 V	Wire cross section max. (CSA)	14 AWG
Wire cross section min. (CSA)	26 AWG		

**Conductors for clamping (additional connection)**

Conductor cross-section, flexible plus plastic collar DIN 46228/1, further connection, max.	1.5 mm <sup>2</sup>
---	---------------------

**ZVL 1.5 0.QV****Weidmüller Interface GmbH & Co. KG**

Klingenbergstraße 26

D-32758 Detmold

Germany

www.weidmueller.com

**Technical data****Conductors for clamping (rated connection)**

Blade size	0.6 x 3.5 mm	Clamping range, max.	2.5 mm <sup>2</sup>
Clamping range, min.	0.13 mm <sup>2</sup>	Connection direction	top
Gauge to IEC 60947-1	A2	Number of connections	1
Stripping length	7 mm	Twin wire-end ferrules, max.	0.75 mm <sup>2</sup>
Twin wire-end ferrules, min.	0.5 mm <sup>2</sup>	Type of connection	Tension-clamp connection
Wire connection cross section AWG, max.	AWG 14	Wire connection cross section AWG, min.	AWG 26
Wire connection cross section, finely stranded, max.	2.5 mm <sup>2</sup>	Wire connection cross section, finely stranded, min.	0.5 mm <sup>2</sup>
Wire connection cross-section, finely stranded with wire-end ferrules DIN 46228/1, max.	1.5 mm <sup>2</sup>	Wire connection cross-section, finely stranded with wire-end ferrules DIN 46228/1, min.	0.5 mm <sup>2</sup>
Wire connection cross-section, finely stranded with wire-end ferrules DIN 46228/4, max.	1.5 mm <sup>2</sup>	Wire connection cross-section, finely stranded with wire-end ferrules DIN 46228/4, min.	0.5 mm <sup>2</sup>
Wire connection cross-section, solid core, max.	2.5 mm <sup>2</sup>	Wire connection cross-section, solid core, min.	0.5 mm <sup>2</sup>

**Dimensions**

TS 35 offset	10 mm
--------------	-------

**General**

Number of poles	1	Standards	IEC 60947-7-1
Wire connection cross section AWG, max.	AWG 14	Wire connection cross section AWG, min.	AWG 26

**Rating data**

Rated cross-section	1.5 mm <sup>2</sup>	Rated voltage	250 V
Rated DC voltage	250 V	Rated current	17.5 A
Standards	IEC 60947-7-1	Volume resistance according to IEC 60947-7-x	1.83 mΩ
Rated impulse withstand voltage	4 kV	Power loss in accordance with IEC 60947-7-x	0.56 W
Pollution severity	3		

**UL rating data**

Certificate No. (UR)	E60693	Conductor size Factory wiring max. (UR)	14 AWG
Conductor size Factory wiring min. (UR)	26 AWG	Conductor size Field wiring max. (UR)	14 AWG
Conductor size Field wiring min. (UR)	26 AWG	Current size D (UR)	10 A
Voltage size D (UR)	300 V		

**Classifications**

ETIM 6.0	EC002848	ETIM 7.0	EC002848
ETIM 8.0	EC002848	ETIM 9.0	EC002848
ECLASS 9.0	27-14-11-92	ECLASS 9.1	27-14-11-92
ECLASS 10.0	27-14-11-92	ECLASS 11.0	27-14-11-92
ECLASS 12.0	27-14-11-92	ECLASS 13.0	27-25-03-90

**ZVL 1.5 0.QV****Weidmüller Interface GmbH & Co. KG**

Klingenbergstraße 26

D-32758 Detmold

Germany

[www.weidmueller.com](http://www.weidmueller.com)**Technical data****Approvals**

Approvals



ROHS Conform

UL File Number Search UL Website

Certificate No. (UR) E60693

**Downloads**Approval/Certificate/Document of Con-  
formity[Confirmation of Standards EN 45545-2\\_2020-10](#)

Engineering Data

[CAD data – STEP](#)

Engineering Data

[Zuken E3.S](#)

User Documentation

[Beipackzettel\\_ZIA.pdf](#)[StorageConditionsTerminalBlocks](#)

Catalogues

[Catalogues in PDF-format](#)


Brochures

**ZVL 1.5 0.QV**

**Weidmüller Interface GmbH & Co. KG**  
Klingenbergstraße 26  
D-32758 Detmold  
Germany

[www.weidmueller.com](http://www.weidmueller.com)

Drawings



## ZVL 1.5 0.QV

Weidmüller Interface GmbH &amp; Co. KG

Klingenbergstraße 26

D-32758 Detmold

Germany

www.weidmueller.com

## Accessories

## Custom printing



The Dekafix (DEK) marker is the universal marker for all conductor and plug-in connectors as well as for electronic sub-assemblies. The system is ideal for short number sequences and covers a wide range of ready-printed markers.

Strips for fast installation in only one work step. The printing is easy to read, rich in contrast and available in various widths.

- Large range of ready-to-use markers
- Strips for fast installation
- Terminal markers, suitable for all Weidmüller cable connectors
- Available as blank MultiCard or with standard printing

**For custom printing:** Please send us a file of our labeling software M-Print PRO or M-Print PRO Online (without installation) for your labeling specifications.

## General ordering data

Type	DEK 5/5 MC SDR	Version
Order No.	<a href="#">1609810000</a>	Dekafix, Terminal marker, 5 x 5 mm, Pitch in mm (P): 5.00
GTIN (EAN)	4008190456597	Weidmueller, To customer specification
Qty.	200 pc(s).	

## Slotted screwdriver



Slotted screwdriver with rounded blade SD DIN 5265, ISO 2380/2, output to DIN 5264, ISO 2380/1. ChromTop tip, SoftFinish grip

## General ordering data

Type	SDS 0.6X3.5X100	Version
Order No.	<a href="#">9008330000</a>	Screwdriver, Screwdriver
GTIN (EAN)	4032248056286	
Qty.	1 pc(s).	

## ZVL 1.5 0.QV

Weidmüller Interface GmbH &amp; Co. KG

Klingenbergstraße 26

D-32758 Detmold

Germany

www.weidmueller.com

## Accessories

## Distribution plugs

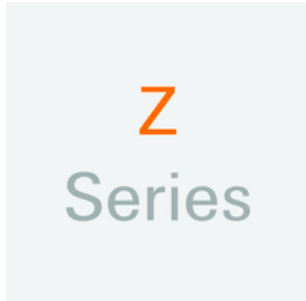


For the connection of the conductors and the distribution or cross-connection of the potential on the sensor and actuator terminal blocks ZIA, the distributor plugs can be used. The plugs can be easily connected to each other and plugged into the ZIA terminal blocks. Depending on the design of the plugs, the potential is cross-connected between the plugs.

## General ordering data

Type	BZT ZVL1.5	Version
Order No.	<a href="#">1676610000</a>	Z-series, Marker holder
GTIN (EAN)	4008190460037	
Qty.	100 pc(s).	
Type	BZT ZVL1.5/O.ZA	Version
Order No.	<a href="#">1676620000</a>	Z-series, Marker holder
GTIN (EAN)	4008190460020	
Qty.	100 pc(s).	

## Z-Series



The use of reducing sleeves simplifies the connection of conductors with smaller cross-sections. Conductors can be reliably inserted into the clamping point without the strands fraying. The use of a reducing sleeve centres the conductor in the entry point.

## General ordering data

Type	ZRH 1.5N/2	Version
Order No.	<a href="#">1632130000</a>	Z-series, Reducing sleeve
GTIN (EAN)	4008190487348	
Qty.	1,000 pc(s).	
Type	ZRH 1.5N/1	Version
Order No.	<a href="#">1632140000</a>	Z-series, Reducing sleeve
GTIN (EAN)	4008190487355	
Qty.	1,000 pc(s).	