ZIA 1.5/4L-PE

Weidmüller Interface GmbH & Co. KG
Klingenbergstraße 26
D-32758 Detmold
Germany

www.weidmueller.com

Product image

Klippon® Connect helps you reliably achieve a range of applications. Our terminal blocks with tension clamp technology are impressively compact and flexible. They contribute to highly efficient panel construction and improved productivity.

General ordering data

Version	Initiator/actuator terminal, PE terminal, Tension-clamp connection, 1.5 mm², Flange-mounted housing
Order No.	1652030000
Type	ZIA 1.5/4L-PE
GTIN (EAN)	4008190401689
Qty.	20 pc(s).

ZIA 1.5/4L-PE

Weidmüller Interface GmbH & Co. KG
Klingenbergstraße 26
D-32758 Detmold
Germany

www.weidmueller.com

Technical data

Dimensions and weights

Depth	45.5 mm	Depth (inches)	1.791 inch
Depth including DIN rail	46 mm	Height	81.5 mm
Height (inches)	3.209 inch	Width	5.08 mm
Width (inches)	0.2 inch	Net weight	9.16 g

Temperatures

Storage temperature	-25 °C...55 °C	Continuous operating temp., min.	-50 °C
Continuous operating temp., max.	120 °C		

Material data

Material	Wemid	Colour	green
UL 94 flammability rating	V-0		

System specifications

Version	Flange-mounted housing	End cover plate required	Yes
Number of potentials	1	Number of levels	1
Number of clamping points per level	1	Number of potentials per tier	1
Levels cross-connected internally	No	PE connection	Yes
Rail	TS 35	N-function	No
PE function	Yes	PEN function	No

Additional technical data

Explosion-tested version	No	Open sides	right
Type of mounting	Snap-on		

CSA rating data

Certificate No. (CSA)	200039-1068678	Wire cross section max. (CSA)	14 AWG
Wire cross section min. (CSA)	26 AWG		

Conductors for clamping (additional connection)

Conductor cross-section, flexible plus plastic collar DIN 46228/1, further connection, max.	1.5 mm²

ZIA 1.5/4L-PE

Weidmüller Interface GmbH & Co. KG
Klingenbergstraße 26
D-32758 Detmold
Germany

www.weidmueller.com

Technical data

Conductors for clamping (rated connection)

Blade size	0.6 x 3.5 mm	Clamping range, max.	2.5 mm²
Clamping range, min.	0.13 mm²	Connection direction	top
Gauge to IEC 60947-1	A1	Number of connections	2
Stripping length	7 mm	Twin wire-end ferrules, max.	0.75 mm²
Twin wire-end ferrules, min.	0.5 mm²	Type of connection	Tension-clamp connection
Wire connection cross section AWG, max.	AWG 14	Wire connection cross section AWG, min.	AWG 26
Wire connection cross section, finely stranded, max.	2.5 mm²	Wire connection cross section, finely stranded, min.	0.5 mm²
Wire connection cross-section, finely stranded with wire-end ferrules DIN 46228/1, max.	1.5 mm²	Wire connection cross-section, finely stranded with wire-end ferrules DIN 46228/1, min.	0.5 mm²
Wire connection cross-section, finely stranded with wire-end ferrules DIN 46228/4, max.	1.5 mm²	Wire connection cross-section, finely stranded with wire-end ferrules DIN 46228/4, min.	0.5 mm²
Wire connection cross-section, solid core, max.	2.5 mm²	Wire connection cross-section, solid core, min.	0.5 mm²

Dimensions

TS 35 offset	40.5 mm

General

Rail	TS 35	Standards	In accordance with IEC 60947-7-1
Wire connection cross section AWG, max.	AWG 14	Wire connection cross section AWG, min.	AWG 26

Rating data

Rated cross-section	1.5 mm²	Rated voltage	250 V
Rated DC voltage	250 V	Rated current	17.5 A
Standards	In accordance with IEC 60947-7-1	Volume resistance according to IEC 60947-7-x	1.83 mΩ
Rated impulse withstand voltage	4 kV	Power loss in accordance with IEC 60947-7-x	0.56 W
Pollution severity	3		

UL rating data

Certificate No. (UR)	E60693	Conductor size Factory wiring max. (UR)	14 AWG
Conductor size Factory wiring min. (UR)	26 AWG	Conductor size Field wiring max. (UR)	14 AWG
Conductor size Field wiring min. (UR)	26 AWG	Current size D (UR)	10 A
Voltage size D (UR)	300 V		

Classifications

ETIM 6.0	EC000900	ETIM 7.0	EC000900
ETIM 8.0	EC000900	ETIM 9.0	EC000900
ECLASS 9.0	27-14-11-28	ECLASS 9.1	27-14-11-28
ECLASS 10.0	27-14-11-28	ECLASS 11.0	27-14-11-28
ECLASS 12.0	27-14-11-28	ECLASS 13.0	27-25-01-12

ZIA 1.5/4L-PE

Weidmüller Interface GmbH & Co. KG
Klingenbergstraße 26
D-32758 Detmold
Germany

www.weidmueller.com

Technical data

Approvals

Approvals	
ROHS	Conform
UL File Number Search	UL Website
Certificate No. (UR)	E60693

Downloads

Approval/Certificate/Document of Conformity	Declaration of Conformity UKCA declaration of conformity Confirmation of Standards EN 45545-2_2020-10
Engineering Data	CAD data – 22245_ZIA_1.4-4L-PE_DXF.dxf CAD data – STEP
Engineering Data	Zuken E3.S
User Documentation	Beipackzettel_ZIA.pdf StorageConditionsTerminalBlocks
Catalogues	Catalogues in PDF-format
Brochures	

ZIA 1.5/4L-PE

Weidmüller Interface GmbH & Co. KG
Klingenbergstraße 26
D-32758 Detmold
Germany

www.weidmueller.com

Drawings

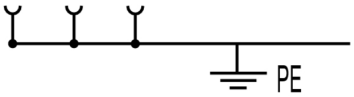

ZIA 1.5/4L-PE

Weidmüller Interface GmbH & Co. KG
Klingenbergstraße 26
D-32758 Detmold
Germany

www.weidmueller.com

Accessories

Z-Series

The use of reducing sleeves simplifies the connection of conductors with smaller cross-sections. Conductors can be reliably inserted into the clamping point without the strands fraying. The use of a reducing sleeve centres the conductor in the entry point.

General ordering data

Type	ZRH 1.5N/1	Version
Order No.	1632140000	Z-series, Reducing sleeve
GTIN (EAN)	4008190487355	
Qty.	1,000 pc(s).	
Type	ZRH 1.5N/2	Version
Order No.	1632130000	Z-series, Reducing sleeve
GTIN (EAN)	4008190487348	
Qty.	1,000 pc(s).	

1.5 mm²



To ensure the finger safety and the compliance to the required clearance and creepage distances, an end plate has to be placed at the end of a plug.

General ordering data

Type	ZAP/TW ZIA1.5/4L	Version
Order No.	1649550000	Z-series, End plate, Partition plate
GTIN (EAN)	4008190295172	
Qty.	50 pc(s).	

ZIA 1.5/4L-PE

Weidmüller Interface GmbH & Co. KG
Klingenbergstraße 26
D-32758 Detmold
Germany

www.weidmueller.com

Accessories

Slotted screwdriver



Slotted screwdriver with rounded blade SD DIN 5265, ISO 2380/2, output to DIN 5264, ISO 2380/1. ChromTop tip, SoftFinish grip

General ordering data

Type	SDS 0.4X2.0X60	Version
Order No.	2749260000	Screwdriver, Blade width (B): 2 mm, Blade length: 60 mm, Blade
GTIN (EAN)	4050118895537	thickness (A): 0.4 mm
Qty.	1 pc(s).	

Blank

The Dekafix (DEK) marker is the universal marker for all conductor and plug-in connectors as well as for electronic sub-assemblies. The system is ideal for short number sequences and covers a wide range of ready-printed markers.
Strips for fast installation in only one work step. The printing is easy to read, rich in contrast and available in various widths.

- Large range of ready-to-use markers
- Strips for fast installation
- Terminal markers, suitable for all Weidmüller cable connectors
- Available as blank MultiCard or with standard printing

For custom printing: Please send us a file of our labeling software M-Print PRO or M-Print PRO Online (without installation) for your labeling specifications.

General ordering data

Type	DEK 5/5 MC NE WS	Version
Order No.	1609801044	Dekafix, Terminal marker, 5 x 5 mm, Pitch in mm (P): 5.00
GTIN (EAN)	4008190397111	Weidmueller, white
Qty.	1,000 pc(s).	