


HDC HA 10 FS**Weidmüller Interface GmbH & Co. KG**

Klingenbergstraße 26

D-32758 Detmold

Germany

www.weidmueller.com

The small and slim HA series can be used wherever space is limited.

The wire connection level is designed as a screw element. All screw connection elements are equipped with wire protection (with the exception of size 1).

Pole count: 10

Rated current: 16 A

Rated voltage: 250 V

Rated voltage acc. to UL/CSA: 600 V AC/DC

Screw connection

General ordering data

Version	HDC insert, Female, 250 V, 16 A, Number of poles: 10, Screw connection, Size: 2
Order No.	1650620000
Type	HDC HA 10 FS
GTIN (EAN)	4008190299293
Qty.	1 pc(s).

HDC HA 10 FS

Weidmüller Interface GmbH & Co. KG

Klingenbergstraße 26

D-32758 Detmold

Germany

www.weidmueller.com

Technical data

Dimensions and weights

Depth	56.6 mm	Depth (inches)	2.228 inch
Height	31.1 mm	Height (inches)	1.224 inch
Width	23 mm	Width (inches)	0.906 inch
Net weight	50 g		

Temperatures

Limit temperature	-40 °C ... 125 °C
-------------------	-------------------

Dimensions

Height of socket	31.1 mm	Total length base	56.6 mm
Width	23 mm		

General data

BG	2	Colour	beige
Conductor cross-section	2.5 mm ²	Free from halogens	true
Insulating material	PC glass-fibre reinforced (UL-listed and railway-certified)	Insulating material group	IIIa
Insulation strength	10 ¹⁰ Ω	Low smoke acc. DIN EN 45545-2	Yes
Material	Copper alloy	Max. torque for main contact	0.55 Nm
Min. torque for main contact	0.5 Nm	Number of poles	10
Plugging cycles, silver	≥ 500	Pollution severity	3
Rated current (DIN EN 61984)	16 A	Rated impulse voltage (DIN EN 61984)	4 kV
Rated voltage (DIN EN 61984)	250 V	Rated voltage according to UL/CSA	600 V AC/DC
Series	HA	Size	2
Surface finish	Silver passivated	Type	Female
Type of connection	Screw connection	UL 94 flammability rating	V-0
Volume resistance	≤2 mΩ		

Connection data PE

Blade size, slotted (PE connection)	SD 0.8 x 4.0	Connection type PE	Screw connection
Fixing screw	M 4	Rated cross-section	2.5 mm ²
Stripping length PE connection	10 mm	Tightening torque, max. PE connection	1.5 Nm
Tightening torque, min. PE connection	1.2 Nm	Wire cross section, AWG (PE), max.	AWG 14
Wire cross section, AWG (PE), min.	AWG 20		

HDC HA 10 FS

Weidmüller Interface GmbH & Co. KG

Klingenbergstraße 26

D-32758 Detmold

Germany

www.weidmueller.com

Technical data

Version

BG	2	Blade size	size PHO
Blade size, slotted (screw connection)	SD 0.6 x 3.5	Clamping screw	M 3
Conductor cross-section, max.	2.5 mm ²	Conductor cross-section, min.	0.5 mm ²
Material	Copper alloy	Max. torque for main contact	0.55 Nm
Min. torque for main contact	0.5 Nm	Size	2
Stripping length, rated connection	9 mm	Surface finish	Silver passivated
Type of connection	Screw connection	Volume resistance	≤2 mΩ
Wire connection cross section AWG, max.	AWG 14	Wire connection cross section AWG, min.	AWG 20
Wire connection cross section, finely stranded, max.	2.5 mm ²	Wire connection cross section, finely stranded, min.	0.5 mm ²
Wire connection cross-section, finely stranded with wire-end ferrules DIN 46228/4, max.	2.5 mm ²	Wire connection cross-section, finely stranded with wire-end ferrules DIN 46228/4, min.	0.5 mm ²
Wire cross-section, solid, max.	2.5 mm ²	Wire cross-section, solid, min.	0.5 mm ²

Classifications

ETIM 6.0	EC000438	ETIM 7.0	EC000438
ETIM 8.0	EC000438	ETIM 9.0	EC000438
ECLASS 9.0	27-44-02-05	ECLASS 9.1	27-44-02-05
ECLASS 10.0	27-44-02-05	ECLASS 11.0	27-44-02-05
ECLASS 12.0	27-44-02-05	ECLASS 13.0	27-44-02-05

Substance	Acetone
Chemical resistance	Resistant
Substance	Ammonia, watery
Chemical resistance	Conditionally resistant
Substance	Petrol
Chemical resistance	Resistant
Substance	Benzene
Chemical resistance	Resistant
Substance	Diesel oil
Chemical resistance	Conditionally resistant
Substance	Acetic acid, concentrated
Chemical resistance	Resistant
Substance	Potassium hydroxide
Chemical resistance	Conditionally resistant
Substance	Methanol
Chemical resistance	Conditionally resistant
Substance	Motor oil
Chemical resistance	Conditionally resistant
Substance	Lye, diluted
Chemical resistance	Resistant
Substance	Hydrochlorofluorocarbons

HDC HA 10 FS

Weidmüller Interface GmbH & Co. KG

Klingenbergstraße 26

D-32758 Detmold

Germany

www.weidmueller.com

Technical data

Chemical resistance	Conditionally resistant
Substance	Outdoor use
Chemical resistance	Conditionally resistant

Environmental Product Compliance

REACH SVHC	Lead 7439-92-1 Potassium perfluorobutane sulfonate 29420-49-3
SCIP	b67daa31-7dca-434d-8290-da7fb52f83a2
Chemical resistance	de.myview.objectmodel.impl.BlockImpl@17121706 de.myview.objectmodel.impl.BlockImpl@411dda7a de.myview.objectmodel.impl.BlockImpl@3cccf9f de.myview.objectmodel.impl.BlockImpl@5d97244a de.myview.objectmodel.impl.BlockImpl@5abaa2d9 de.myview.objectmodel.impl.BlockImpl@755b7dfe de.myview.objectmodel.impl.BlockImpl@2e3054cd de.myview.objectmodel.impl.BlockImpl@4a618035 de.myview.objectmodel.impl.BlockImpl@45c24fca de.myview.objectmodel.impl.BlockImpl@6b587e01 de.myview.objectmodel.impl.BlockImpl@47e2d99b de.myview.objectmodel.impl.BlockImpl@1c4997a

Approvals

Approvals



ROHS	Conform
------	---------

Downloads

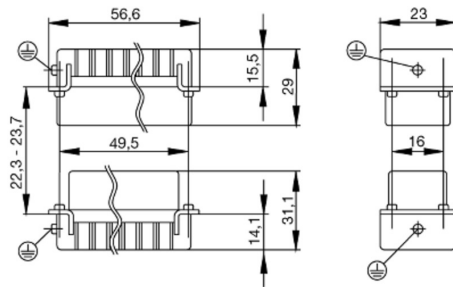
Approval/Certificate/Document of Conformity	Manufacturer's declaration
Engineering Data	CAD data – STEP
Engineering Data	Zuken E3.S
Technical Documentation	1650620000_HDC_HA_10_FS_STP_Blatt__1.pdf
Catalogues	Catalogues in PDF-format
Brochures	FL FIELDWIRING EN FL FIELDWIRING EN

HDC HA 10 FS

Weidmüller Interface GmbH & Co. KG
Klingenbergstraße 26
D-32758 Detmold
Germany

www.weidmueller.com

Drawings



HDC HA 10 FS

Weidmüller Interface GmbH & Co. KG

Klingenbergstraße 26

D-32758 Detmold

Germany

www.weidmueller.com

Accessories

DSTV



Various accessories are available for our inserts. This includes coding elements for the inserts.

General ordering data

Type	DSTV COBU5	Version
Order No.	1471500000	Heavy-duty connectors, Accessories, Coding element
GTIN (EAN)	4008190178543	
Qty.	100 pc(s).	
Type	DSTV COST4	Version
Order No.	1471300000	Heavy-duty connectors, Accessories, Coding System
GTIN (EAN)	4008190017354	
Qty.	100 pc(s).	

Slotted screwdriver



VDE insulated slot-head screwdriver, SDI DIN 7437, ISO 2380/2, drive output acc. to DIN 5264, ISO 2380/1. SoftFinish grip

General ordering data

Type	SDIS 0.6X3.5X100	Version
Order No.	9008390000	Screwdriver, Screwdriver
GTIN (EAN)	4032248056354	
Qty.	1 pc(s).	
Type	SDIS 0.8X4.0X100	Version
Order No.	9008400000	Screwdriver, Screwdriver
GTIN (EAN)	4032248056361	
Qty.	1 pc(s).	

HDC HA 10 FS**Weidmüller Interface GmbH & Co. KG**

Klingenbergstraße 26

D-32758 Detmold


Germany

www.weidmueller.com**Accessories****Crosshead screwdriver Phillips**

Crosshead screwdriver, Phillips, SDK PH DIN 5262, ISO 8764/2-PH, output to ISO 8764-PH, ChromTop tip, SoftFinish grip

General ordering data

Type	SDK PH1	Version
Order No.	9008480000	Screwdriver, Screwdriver
GTIN (EAN)	4032248056477	
Qty.	1 pc(s).	
Type	SDK PH0	Version
Order No.	9008470000	Screwdriver, Screwdriver
GTIN (EAN)	4032248056460	
Qty.	1 pc(s).	

Slotted screwdriver

Slotted screwdriver with rounded blade SD DIN 5265, ISO 2380/2, output to DIN 5264, ISO 2380/1. ChromTop tip, SoftFinish grip

General ordering data

Type	SDS 0.6X3.5X100	Version
Order No.	9008330000	Screwdriver, Screwdriver
GTIN (EAN)	4032248056286	
Qty.	1 pc(s).	
Type	SDS 0.8X4.0X100	Version
Order No.	9008340000	Screwdriver, Screwdriver
GTIN (EAN)	4032248056293	
Qty.	1 pc(s).	

HDC HA 10 FS

Weidmüller Interface GmbH & Co. KG

Klingenbergstraße 26

D-32758 Detmold

Germany

www.weidmueller.com

Accessories

Crosshead screwdriver Phillips



VDE insulated crosshead screwdriver, for Phillips screws, SDIK PH DIN 7438, ISO 8764/2-PH, output to ISO 8764-PH, SoftFinish grip

General ordering data

Type	SDIK PH0	Version
Order No.	9008560000	Screwdriver, Screwdriver
GTIN (EAN)	4032248056552	
Qty.	1 pc(s).	
Type	SDIK PH1	Version
Order No.	9008570000	Screwdriver, Screwdriver
GTIN (EAN)	4032248056569	
Qty.	1 pc(s).	

Tightening torques and screwing tools

Screw size	Connector type	Dia. tightening torque in Nm	Recommended blade inserts and AF size for hexagon socket
M 2.5	Signal contacts		
	S 6/6	0.5 - 0.55	SD 0.6 x 3.5 mm or PZ0
	S 6/12	0.5 - 0.55	SD 0.6 x 3.5 mm or PZ0
M 2.9 x 0.5	Fastening screws		
	HQ 4/2	0.8 (plastic) / 1.1 (metal)	SD 0.6 x 3.5 mm or PH0
	HQ 8	0.8 (plastic) / 1.1 (metal)	SD 0.6 x 3.5 mm or PH0
	HQ 17	0.8 (plastic) / 1.1 (metal)	SD 0.6 x 3.5 mm or PH0
M 3	Contact screws		
	HA 3	0.5 - 0.55	SD 0.5 x 3.0 mm
	HA 4	0.5 - 0.55	SD 0.5 x 3.0 mm
	HA 10 bis HA 48	0.5 - 0.55	SD 0.6 x 3.5 mm or PH0
	HE	0.5 - 0.55	SD 0.6 x 3.5 mm or PZ0
	HVE	0.5 - 0.55	SD 0.6 x 3.5 mm or PZ0
	Signal contacts:		
	S 4/2	0.5 - 0.55	SD 0.6 x 3.5 mm or PZ0
	S 4/8	0.5 - 0.55	SD 0.6 x 3.5 mm or PZ0
	PE connection via female contact		
	S 4	0.5 - 0.8	SD 0.6 x 3.5 mm
	ConCept modular frame, metal	0.5 - 0.55	SD 0.6 x 3.5 mm
	PE terminal		
	HQ 5	0.5 - 0.55	SD 0.6 x 3.5 or 0.8 x 4 mm
	HQ 7	0.5 - 0.55	SD 0.6 x 3.5 or 0.8 x 4 mm
	Fastening screws	0.5 - 0.55	SD 0.6 x 3.5 mm or PZ0
	Guide pin	0.5 - 0.55	SD 0.6 x 3.5 mm or PZ0
	Guide bush	0.5 - 0.55	SD 0.6 x 3.5 mm or PZ0
	Coding pins	0.5 - 0.55	SD 0.6 x 3.5 mm or PZ0
M 4	Contact screws		
	HSB	1.2 - 1.5	SD 0.6 x 3.5 or 0.8 x 4 mm or PZ1
	PE connection via male contact		
	S 4	0.5 - 0.8	SD 0.6 x 3.5 mm
	ConCept modular frame, metal	1.2 - 1.5	SD 0.6 x 3.5 mm
	PE terminal		
	HA	1.2 - 1.5	SD 0.6 x 3.5 or 0.8 x 4 mm or PH1
	HE	1.2 - 1.5	SD 0.6 x 3.5 or 0.8 x 4 mm or PH1
	HEE	1.2 - 1.5	SD 0.6 x 3.5 or 0.8 x 4 mm or PH1
	HVE	1.2 - 1.5	SD 0.6 x 3.5 or 0.8 x 4 mm or PH1
	HD	1.2 - 1.5	SD 0.6 x 3.5 or 0.8 x 4 mm or PZ1
	HDD	1.2 - 1.5	SD 0.6 x 3.5 or 0.8 x 4 mm or PZ1
	S 6/6 (for signal contacts)	1.2 - 1.5	0.8 x 4 mm or PZ1
	ConCept modular frame, plastic	1.2 - 1.5	0.8 x 4 mm or PZ1
M 5	PE terminal		
	HSB	2 - 2.5	SD 1 x 5.5 mm or PZ2
	S 4/0 (Screw connection)	2 - 2.5	SD 1.2 x 6.5 mm or PH2
	S 4/0 (Axial screw connection)	2 - 2.5	SD 0.8 x 4 mm or PZ 2
	S 4/2	2 - 2.5	SD 1.2 x 6.5 mm or PH2
	S 4/8	2 - 2.5	SD 1.2 x 6.5 mm or PH2
	S 6/12	2 - 2.5	SD 0.8 x 4 mm or PZ 2
	S 6/36	2 - 2.5	SD 1.2 x 6.5 mm or PH2
	S 8/24	2 - 2.5	SD 1.2 x 6.5 mm or PH2
	S 12/2	2 - 2.5	SD 1.2 x 6.5 mm or PH2
M 6	Power contacts		
	S 4/0 (Screw connection)	1.2 (1.5 mm ²) / 2 (2.5 mm ²) / 3 (4-16 mm ²)	SD 0.8 x 4 mm
	S 4/2	1.2 (1.5 mm ²) / 2 (2.5 mm ²) / 3 (4-16 mm ²)	SD 0.8 x 4 mm
	S 4/8	1.2 (1.5 mm ²) / 2 (2.5 mm ²) / 3 (4-16 mm ²)	SD 0.8 x 4 mm
M 7 x 0.75	Power contacts		
	S 4	1.1 - 1.7	SW 2
	S 6/6 (+ PE)	6 - 8	SW 4
M 8 x 0.75	Power contacts		
	S 6/12	1.1 - 1.7	SW 2
	S 8/0 (+ PE)	6 (10-16 mm ²) - 7 (25 mm ²)	SW 4
M10 x 1	Power contacts		
	S 4/0 (Axial connection)	2 - 3	SW 3

Increasing the tightening torque does not improve the contact resistance. The stated torque settings offer optimal mechanical, thermal and electrical conditions. Exceeding the recommended values may even damage the conductor and terminal.