

**WPD 202 4X35/4X25 BN****Weidmüller Interface GmbH & Co. KG**

Klingenbergstraße 26

D-32758 Detmold

Germany

[www.weidmueller.com](http://www.weidmueller.com)**Product image****Building installation wiring**

For building installations, we offer a complete system that revolves around the 10×3 copper rail and comprises perfectly coordinated components: from installation terminal blocks, neutral conductor terminal blocks and distribution terminal blocks to comprehensive accessories such as busbars and busbar holders.

**General ordering data**

Version	Potential distributor terminal, Screw connection, 1000 V, 202 A, Number of poles: 2, brown
Order No.	<a href="#">1561720000</a>
Type	WPD 202 4X35/4X25 BN
GTIN (EAN)	4050118366907
Qty.	2 pc(s).

## WPD 202 4X35/4X25 BN

Weidmüller Interface GmbH &amp; Co. KG

Klingenbergstraße 26

D-32758 Detmold

Germany

www.weidmueller.com

## Technical data

## Dimensions and weights

Depth	49.3 mm	Depth (inches)	1.941 inch
Height	55.4 mm	Height (inches)	2.181 inch
Width	44.4 mm	Width (inches)	1.748 inch
Net weight	184 g		

## Temperatures

Storage temperature	-25 °C...55 °C	Continuous operating temp., min.	-50 °C
Continuous operating temp., max.	130 °C		

## Material data

Material	Wemid	Colour	brown
UL 94 flammability rating	V-0		

## System specifications

Version	Screw connection	End cover plate required	No
Number of potentials	1	Number of levels	1
Number of clamping points per level	2	Number of potentials per tier	1
Levels cross-connected internally	Yes	PE connection	No
N-function	No	PE function	No
PEN function	No		

## Additional technical data

Explosion-tested version	Yes	Installation advice	Terminal rail / mounting plate
Open sides	closed	Snap-on	Yes
Type of mounting	Snap-on	With snap-in pegs	Yes

## Conductors for clamping (additional connection)

Connection type, additional connection Screw connection

## Conductors for clamping (rated connection)

Connection direction	on side	Type of connection	Screw connection
----------------------	---------	--------------------	------------------

## General

Installation advice	Terminal rail / mounting plate	Number of poles	2
Standards	IEC 60947-7-1, IEC 61238-1, VDE 0603-2		

## Rating data

Rated voltage	1,000 V	Rated AC voltage	1,000 V
Rated DC voltage	1,000 V	Rated current	202 A
Standards	IEC 60947-7-1, IEC 61238-1, VDE 0603-2		

## WPD 202 4X35/4X25 BN

Weidmüller Interface GmbH &amp; Co. KG

Klingenbergstraße 26

D-32758 Detmold

Germany

www.weidmueller.com

## Technical data

## Classifications

ETIM 6.0	EC000897	ETIM 7.0	EC000897
ETIM 8.0	EC000897	ETIM 9.0	EC000897
ECLASS 9.0	27-14-11-20	ECLASS 9.1	27-14-11-20
ECLASS 10.0	27-14-11-20	ECLASS 11.0	27-14-11-20
ECLASS 12.0	27-14-11-20	ECLASS 13.0	27-25-01-19

## Environmental Product Compliance

REACH SVHC	Lead 7439-92-1
SCIP	9b5f0838-1f0b-4c14-9fc7-3f5e6ee75be2

## Approvals

Approvals



ROHS	Conform
------	---------

## Downloads

Approval/Certificate/Document of Conformity	<a href="#">CB Certificate</a> <a href="#">VDE Certificate</a> <a href="#">VDE Certificate</a> <a href="#">DNV Certificate</a> <a href="#">CE Declaration of Conformity</a> <a href="#">UKCA declaration of conformity</a> <a href="#">Confirmation of Standards EN 45545-2_2020-10</a>
Engineering Data	<a href="#">CAD data – STEP</a>
User Documentation	<a href="#">StorageConditionsTerminalBlocks</a> <a href="#">DATA SHEET WPD X02</a>
Catalogues	<a href="#">Catalogues in PDF-format</a>
Brochures	

### WPD 202 4X35/4X25 BN

**Weidmüller Interface GmbH & Co. KG**


Klingenbergstraße 26

D-32758 Detmold

Germany

[www.weidmueller.com](http://www.weidmueller.com)

## Drawings



## WPD 202 4X35/4X25 BN

Weidmüller Interface GmbH &amp; Co. KG

Klingenbergstraße 26

D-32758 Detmold

Germany

www.weidmueller.com

## Accessories

## Blank



SlimFix X are halogen-free conductor and cable markers with a space-saving design. The markers can be fitted even after the conductor has been installed. SlimFix is an acknowledged and approved marker type in traffic engineering. The SF tool allows easy installation even in case of small markers.

- Halogen-free material
- Approved and accredited markers for traffic engineering applications, etc.
- Has to be fixed with cable ties if the conductor cross-section is larger than 16.0 mm<sup>2</sup>
- Markers in proven MultiCard format

**For custom printing:** Please send us a file of our labeling software M-Print PRO or M-Print PRO Online (without installation) for your labeling specifications.

## General ordering data

Type	SFX 9/24 S MC NE WS	Version
Order No.	<a href="#">1323440000</a>	SlimFix X, Conductor and cable markers, 7 - 40 mm, 24 x 13.62 mm,
GTIN (EAN)	4050118125894	white
Qty.	120 pc(s).	

## V2



SlimFix X are halogen-free conductor and cable markers with a space-saving design. The markers can be fitted even after the conductor has been installed. SlimFix is an acknowledged and approved marker type in traffic engineering. The SF tool allows easy installation even in case of small markers.

- Halogen-free material
- Approved and accredited markers for traffic engineering applications, etc.
- Has to be fixed with cable ties if the conductor cross-section is larger than 16.0 mm<sup>2</sup>
- Markers in proven MultiCard format

**For custom printing:** Please send us a file of our labeling software M-Print PRO or M-Print PRO Online (without installation) for your labeling specifications.

## General ordering data

Type	SFX 9/24 MC NE WS V2	Version
Order No.	<a href="#">1852490000</a>	SlimFix X, Conductor and cable markers, 7 - 40 mm, 24 x 15 mm,
GTIN (EAN)	4032248385461	white
Qty.	160 pc(s).	

## WPD 202 4X35/4X25 BN

Weidmüller Interface GmbH &amp; Co. KG

Klingenbergstraße 26

D-32758 Detmold

Germany

www.weidmueller.com

## Accessories

## Marker holder



The marker holder offer the possibility of additional mounting of standard markers with a pitch of 5 or 5.1 mm. The angled holders can be optionally snapped together and could be mounted in all standard marking channels of the Klippon® Connect modular terminal blocks. Fitting marker types could be found under the respective accessories of the designation marking holder.

## General ordering data

Type	BZT 1 WS 10/5	Version
Order No.	<a href="#">1805490000</a>	Accessories, Marker holder
GTIN (EAN)	4032248270231	
Qty.	100 pc(s).	
Type	BZT 1 ZA WS 10/5	Version
Order No.	<a href="#">1805520000</a>	Accessories, Marker holder
GTIN (EAN)	4032248270248	
Qty.	100 pc(s).	

## Crosshead screwdriver Pozidriv



Crosshead screwdriver, Pozidriv, SDK PZ DIN 5262, ISO 8764/2-PZ, output to ISO 8764/1-PZ, ChromTop tip, SoftFinish grip

## General ordering data

Type	SDK PZ2	Version
Order No.	<a href="#">9008540000</a>	Screwdriver, Screwdriver
GTIN (EAN)	4032248056538	
Qty.	1 pc(s).	

## WPD 202 4X35/4X25 BN

Weidmüller Interface GmbH &amp; Co. KG

Klingenbergstraße 26

D-32758 Detmold

Germany

www.weidmueller.com

## Accessories

## V2



SlimFix X are halogen-free conductor and cable markers with a space-saving design. The markers can be fitted even after the conductor has been installed. SlimFix is an acknowledged and approved marker type in traffic engineering. The SF tool allows easy installation even in case of small markers.

- Halogen-free material
- Approved and accredited markers for traffic engineering applications, etc.
- Has to be fixed with cable ties if the conductor cross-section is larger than 16.0 mm<sup>2</sup>
- Markers in proven MultiCard format

**For custom printing:** Please send us a file of our labeling software M-Print PRO or M-Print PRO Online (without installation) for your labeling specifications.

## General ordering data

Type	SFX 14/23 MC NE WS V2	Version
Order No.	<a href="#">1852440000</a>	SlimFix X, Conductor and cable markers, 7 - 40 mm, 23 x 14 mm,
GTIN (EAN)	4032248385416	white
Qty.	160 pc(s).	

## V2



SlimFix X are halogen-free conductor and cable markers with a space-saving design. The markers can be fitted even after the conductor has been installed. SlimFix is an acknowledged and approved marker type in traffic engineering. The SF tool allows easy installation even in case of small markers.

- Halogen-free material
- Approved and accredited markers for traffic engineering applications, etc.
- Has to be fixed with cable ties if the conductor cross-section is larger than 16.0 mm<sup>2</sup>
- Markers in proven MultiCard format

**For custom printing:** Please send us a file of our labeling software M-Print PRO or M-Print PRO Online (without installation) for your labeling specifications.

## General ordering data

Type	SFX 10/23 MC NE WS V2	Version
Order No.	<a href="#">1852390000</a>	SlimFix X, Conductor and cable markers, 7 - 40 mm, 23 x 11 mm,
GTIN (EAN)	4032248385362	white
Qty.	160 pc(s).	

## Power distribution

### Screw connection

#### W-Series

#### WPD 202 4x35/4x25 GY



WPD 202


35 mm<sup>2</sup>

Width / Height / Depth	mm
max. current / max. conductor	A/mm <sup>2</sup>
max. clamping range	mm <sup>2</sup>

43.2 / 49.3 / 55.7

125 / 35

2.5...35



#### Technical data

Rated data		
Rated voltage		V
Rated current		A
for wire cross-section	35 mm <sup>2</sup>	mm <sup>2</sup>
Rated impulse withstand voltage / Pollution severity		
Overvoltage category / UL 94 flammability rating		
Approvals		
Clamped conductors (H05V/H07V)		
Solid / Stranded	35 mm <sup>2</sup>	mm <sup>2</sup>
	25 mm <sup>2</sup>	mm <sup>2</sup>
Flexible with ferrule	35 mm <sup>2</sup>	mm <sup>2</sup>
	25 mm <sup>2</sup>	mm <sup>2</sup>
Stripping length / Blade size	35 mm <sup>2</sup>	mm/-
	25 mm <sup>2</sup>	mm/-
Tightening torque		Nm
Note		

#### IEC 60947-7-1, DIN EN 6033-1

IEC	UL	CSA	EN 60079-7
1000	600	600	
125	115	125	
35	AWG 14...2	AWG 14...2	
	8 kV / 3		
	III / V-0		

#### Rated connection

4...35 / 4...35
4...35 / 4...35
2.5...25
2.5...25
22 / M6 (+/- PZ2)
18 / M6 (+/- PZ2)
see appendix at the end of the chapter



B

#### Ordering data

Version	
	light grey
	blue
	green
	brown
	black
Note	

Type	Qty.	Order No.
WPD 202 4x35/4x25 GY	2	1561730000
WPD 202 4x35/4x25 BL	2	1561700000
WPD 202 4x35/4x25 GN	2	1561620000
WPD 202 4x35/4x25 BN	2	1561720000
WPD 202 4x35/4x25 BK	2	1561690000




#### Accessories




End bracket	
	dark beige
	dark beige
Screwdriver	




Type	Qty.	Order No.
WEW 35/2	100	1061200000
AEB 35 SC/1	50	1991920000
SDK PZ2 X 100	1	2749450000



Conductor connection data according to VDE 0603-2 (Cu), IEC 61238-1 Class A (Al)

Input (x4) / Output (x4)	Copper		Aluminium
4x35 mm <sup>2</sup> (round conductor)			
35 mm <sup>2</sup>	3,5 Nm	3,5 Nm	8 Nm
25 mm <sup>2</sup>			6 Nm
16 mm <sup>2</sup>			4 Nm
10 mm <sup>2</sup>			
6 mm <sup>2</sup>			
4 mm <sup>2</sup>			
2.5 mm <sup>2</sup>			
1.5 mm <sup>2</sup>			
Stripping lengths	22 mm		
screw	M8 (+/- PZ2)		

 Stranded       Solid       Flexible with ferrule

Input (x4) / Output (x4)	Copper		Aluminium
4x25 mm <sup>2</sup> (round conductor)			
35 mm <sup>2</sup>	3,5 Nm	3,5 Nm	
25 mm <sup>2</sup>			6 Nm
16 mm <sup>2</sup>			4 Nm
10 mm <sup>2</sup>			
6 mm <sup>2</sup>			
4 mm <sup>2</sup>			
2.5 mm <sup>2</sup>			
1.5 mm <sup>2</sup>			
Stripping lengths	18 mm		
screw	M6 (+/- PZ2)		

