

**SAIL-M8BG-8-5.0U****Weidmüller Interface GmbH & Co. KG**

Klingenbergstraße 26

D-32758 Detmold

Germany

[www.weidmueller.com](http://www.weidmueller.com)

Sensor/actuator cables are used for wiring sensors and actuators and for transmitting data or power in various applications. The moulded cable offers connected and tested connection of the plug-in connector to the cable ex-works. The cables may be exposed to a wide range of conditions, such as humidity, dust, heat, cold, shock or vibration.

Our developers have focused specifically on this issue and designed a host of different M8 and M12 sensor-actuator cables so you are bound to find the solution you need for your application.

Is there something you have not managed to find or you feel needs explanation? Talk to us!

**General ordering data**

Version	Sensor/actuator line, One end without connector, M8, Number of poles : 8, 5 m, Female socket, straight, Shielded: No, LED: No, Sheath material: PUR, Halogen: No
Order No.	<a href="#">1555370500</a>
Type	SAIL-M8BG-8-5.0U
GTIN (EAN)	4050118368765
Qty.	1 pc(s).

**SAIL-M8BG-8-5.0U****Weidmüller Interface GmbH & Co. KG**

Klingenbergstraße 26

D-32758 Detmold

Germany

www.weidmueller.com

**Technical data****Dimensions and weights**

Net weight	240 g
------------	-------

**Technical specifications for cable**

Acceleration	5 m/s <sup>2</sup>	Bending cycles	1 mill.
Bending radius, min., moving	10 x cable diameter	Bending radius, min., stationary	5 x cable diameter
Cable length	5 m	Colour coding	blue, red, white, brown, green, yellow, grey, pink
Configurable cable length	No	Core cross-section	0.25 mm <sup>2</sup>
Core in accordance with UL AWM style	10493 (80 °C / 300 V)	Halogen	No
Insulation	PP	Irradiation crosslinked	No
Number of poles	8	Outer cladding in accordance with UL AWM style	20549 (80 °C / 300 V)
Outside diameter	5.9 mm ± 0.2 mm	Resistant to welding beads	No
Sheath material	PUR	Sheathing colour	black
Shielded	No	Speed	5 m/s
Suitable for cable carriers	Yes	Temperature range, moving	-25...80 °C
Temperature range, stationary	-40...80 °C	Torsion resistance	180 °/m
Welding spark resistance	No		

**General technical data**

Coding	A-coded	Connection thread	M8
Contact surface	Gold-plated	Housing main material	PUR
Insulation strength	10 <sup>8</sup> Ω	LED	No
Plugging cycles	≥ 100	Pollution severity	3
Protection degree	IP67, when screwed in, IP65, IP66	Rated current	2 A
Rated voltage	30 V	Temperature range of housing	-40 ... +85 °C
Threaded ring material	Brass, nickel-plated	Tightening torque	M12: 0.8 - 1.2 Nm
Version	Female socket, straight	jumpered	No

**Electrical properties**

Insulation strength	10 <sup>8</sup> Ω	Rated current	2 A (8-pole) / 1.5 A (12-pole)
Rated voltage	30 V		

**General standards**

Connector standard	IEC 61076-2-104
--------------------	-----------------

**Standards**

Connector standard	IEC 61076-2-104
--------------------	-----------------

**Plug, left**

Plug left	M8, IP67, female contact, straight, Plastic, unshielded
-----------	---

**SAIL-M8BG-8-5.0U****Weidmüller Interface GmbH & Co. KG**

Klingenbergstraße 26

D-32758 Detmold

Germany

[www.weidmueller.com](http://www.weidmueller.com)**Technical data****Plug, right**

Contact surface	Gold-plated	Housing main material	PUR
Plug right	free conductor end	Plugging cycles	≥ 100

**Classifications**

ETIM 6.0	EC001855	ETIM 7.0	EC001855
ETIM 8.0	EC001855	ETIM 9.0	EC001855
ECLASS 9.0	27-06-03-11	ECLASS 9.1	27-06-03-11
ECLASS 10.0	27-06-03-11	ECLASS 11.0	27-06-03-11
ECLASS 12.0	27-06-03-11	ECLASS 13.0	27-06-03-11

**Environmental Product Compliance**

REACH SVHC	Lead 7439-92-1
SCIP	e8d8af70-4c85-4483-bc8c-9bc5b598e2a9

**Approvals**

Approvals



ROHS	Conform
------	---------

**Downloads**

Catalogues	<a href="#">Catalogues in PDF-format</a>
Brochures	<a href="#">FL FIELDWIRING EN</a>

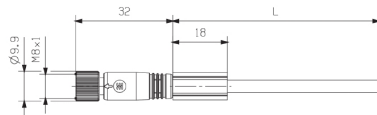
## SAIL-M8BG-8-5.0U

**Weidmüller Interface GmbH & Co. KG**  
Klingenbergstraße 26  
D-32758 Detmold  
Germany

[www.weidmueller.com](http://www.weidmueller.com)

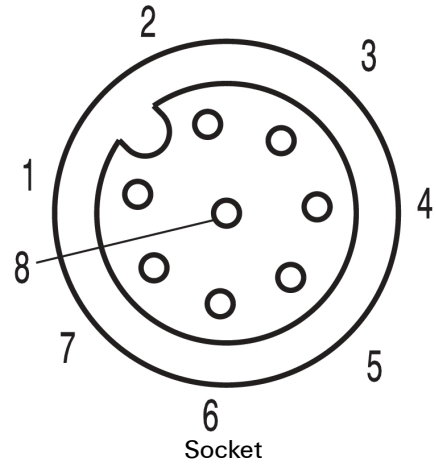
# Drawings

## Dimensioned drawing

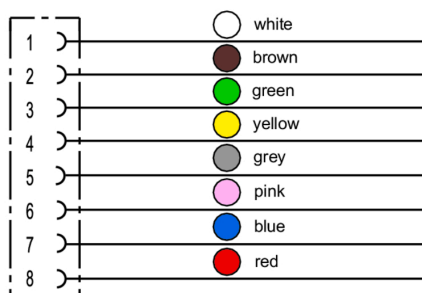


Straight socket

## Pole scheme



## Wiring diagram



## The ideal tool: Screwty<sup>®</sup> with torque function



Light, securely screwed-in round plug-in connectors. Screwty set DM / VPE: 1 / Order No.: 1920000000 Adapters: M12, M12 F, M8, M8 F