


**CH20M17 B BL/BK 2013****Weidmüller Interface GmbH & Co. KG**

Klingenbergstraße 26

D-32758 Detmold

Germany

[www.weidmueller.com](http://www.weidmueller.com)**Product image****Superior efficiency, flexibility and design - the "standard tailor-made fit"**

When selecting a housing design, flexibility is a key factor. Other important criteria are: scalability, customised design, innovative functionality and cost efficiency. You need a choice which offers the maximum performance with the minimum overhead.

The CH20M17 modular electronics housing is the ideal housing solution for compact standard electronics applications.

The entire system is characterized by excellence: outstanding scalability and flexibility, a high security level, innovative application functionality and a variety of practical details.

- **Quicker installation** with features such as "Wire ready" the universal multi-tool screw head
- **User-friendly operations:** with clear and permanent labelling and extra marking possibilities, integrated release clip or transparent cover
- **Maximum interference immunity** with EMC-compliant construction featuring deeply overlapping module joint edges made from high-performance plastic
- **High operational reliability** with the unique Auto-Set coding system and featuring double-sided touch protection on the pin header and socket blocks

CH20M also stands for efficiency and innovation throughout design, production and use.

**General ordering data**

Version	Modular housing, OMNIMATE Housing - series CH20M light blue, Base element, Width: 17.5 mm
Order No.	<a href="#">1544520000</a>
Type	CH20M17 B BL/BK 2013
GTIN (EAN)	4050118349931
Qty.	12 pc(s).

CH20M - a compact name for the most flexible system available on the market. It doesn't just stand for "Component Housing IP20 Modular".

Creation date May 10, 2024 3:11:52 AM CEST

Catalogue status 04.05.2024 / We reserve the right to make technical changes.

## CH20M17 B BL/BK 2013

Weidmüller Interface GmbH &amp; Co. KG

Klingenbergstraße 26

D-32758 Detmold

Germany

www.weidmueller.com

## Technical data

## Dimensions and weights

Depth	107.4 mm	Depth (inches)	4.228 inch
Height	109.3 mm	Height (inches)	4.303 inch
Width	17.5 mm	Width (inches)	0.689 inch
Net weight	9.5 g		

## Temperatures

Operating temperature range	-40 °C... 120 °C	Humidity	5 - 93% rel. humidity, Tu = 40°C, no condensation
-----------------------------	------------------	----------	---

## Material data

Comparative Tracking Index (CTI)	600 ≤ CTI	Insulating material	PA 66 GF 30
Insulating material group	I	UL 94 flammability rating	V-0

## General data

Colour	light blue	Colour chart (similar)	RAL 5012
Encapsulation option	No	Protection degree	IP20 in installed state
Rail	TS 35		

## Assembly properties

Number of slots for female connectors of the mounted assembly, max.	6	Number of PCBs, max.	1
Number of connection levels, max.	3	Number of poles, max.	18
Height of components on the PCB, max.	11.1 mm	Type of assembly of the PCB	double-sided

## Thermal tests

Thermal tests	Test conditions	three housings installed in a row - no spacing
	Test axles	horizontal
	Ambient temperature	80 °C
	Power dissipation, max.	0.9 W
	Ambient temperature	60 °C
	Power dissipation, max.	1.7 W
	Ambient temperature	40 °C
	Power dissipation, max.	2.45 W
	Ambient temperature	20 °C
	Power dissipation, max.	3.2 W

## Component properties

Color of clip-on foot	black	Number of connection levels, max.	3
-----------------------	-------	-----------------------------------	---

## Design - IN requirements

PCB thickness	1.6 mm	Tolerance for the PCB shape	±0.1 mm
Tolerance of circuit board thickness	±0.15 mm		

## Individualization options

Customer specific labelling possible	Yes	Customer specific order process	See guideline under down-loads
Processing possibilities	Laser processing		

Creation date May 10, 2024 3:11:52 AM CEST

**CH20M17 B BL/BK 2013****Weidmüller Interface GmbH & Co. KG**

Klingenbergstraße 26

D-32758 Detmold

Germany

[www.weidmueller.com](http://www.weidmueller.com)**Technical data****Classifications**

ETIM 8.0	EC001031	ETIM 9.0	EC001031
ECLASS 11.0	27-18-27-92	ECLASS 12.0	27-18-27-92
ECLASS 13.0	27-19-06-01		

**Important note**

Product information      Circuit board contour, restricted zones, and other information for the design in of the circuit board can be found in the category connection technology under the corresponding male headers in the downloads.

**Approvals**

ROHS      Conform

**Downloads**

Engineering Data	<a href="#">CAD data – PCB_position_70149_LP-POSITION_17MM</a> <a href="#">CAD data – Pin_header_pin_length_CH20M_A_OV_PCB-SHL_70315</a> <a href="#">CAD data – STEP</a>
User Documentation	<a href="#">Guideline customerspecific housings</a> <a href="#">Guideline kundenspezifische Gehäuse</a>
Catalogues	<a href="#">Catalogues in PDF-format</a>
Brochures	<a href="#">FL ANALO.SIGN.CONV. EN</a> <a href="#">MB DEVICE MANUF. EN</a> <a href="#">FL MACHINE SAFETY EN</a> <a href="#">FL 72H SAMPLE SER EN</a> <a href="#">PO OMNIMATE EN</a>


## CH20M17 B BL/BK 2013

**Weidmüller Interface GmbH & Co. KG**  
Klingenbergstraße 26  
D-32758 Detmold  
Germany


[www.weidmueller.com](http://www.weidmueller.com)

## Drawings

### Product image



### Product image



Base element without cut-out in snap-in foot area

### Dimensioned drawing

