

**IE-FCI-PWCB-3A****Weidmüller Interface GmbH & Co. KG**

Klingenbergstraße 26

D-32758 Detmold

Germany

[www.weidmueller.com](http://www.weidmueller.com)

FrontCom® Vario integriert mehrere Funktionen in nur einem Einfachrahmen. Das System ist einfach zu montieren und Sie können aus unterschiedlichsten Daten-, Signal- und Powermodulen auswählen. FrontCom® Vario ist nicht nur extrem kompakt sondern bietet Ihnen eine Reihe einzigartiger Produktmerkmale, um Ihnen ein sicheres, schnelles und zukunftsorientiertes Projektieren und Arbeiten zu ermöglichen. Außerdem überzeugt das FrontCom® Vario- System durch ein ansprechendes Gehäuse-Design, das nebenbei ausgesprochen schlagfest ist und selbstverständlich die Schutzart IP 65 erfüllt.

**Allgemeine Bestelldaten**

Ausführung	FrontCom, Sicherung, Einsatz Sicherung
Best.-Nr.	<a href="#">1543690000</a>
Typ	IE-FCI-PWCB-3A
GTIN (EAN)	4050118348859
VPE	1 Stück

## IE-FCI-PWCB-3A

Weidmüller Interface GmbH &amp; Co. KG

Klingenbergstraße 26

D-32758 Detmold

Germany

www.weidmueller.com

## Technische Daten

## Abmessungen und Gewichte

Nettogewicht	8,756 g
--------------	---------

## Allgemeine Daten

Einsatztyp	Einsatz Sicherung	Produktart	Sicherung
------------	-------------------	------------	-----------

## Allgemeine Standards

Zertifikat-Nr. (DNV)	TAA000022B	Zertifikat-Nr. (UR)	E479289
----------------------	------------	---------------------	---------

## Technische Daten

Anschlussart	Flachsteckhülsen 6,5 mm	Betriebsspannung	32 V DC, 250 V AC
Nennstrom	3 A	Strombelastbarkeit	1,5 kV <sub>eff</sub>
Widerstand	0,069 Ω typ.		

## Klassifikationen

ETIM 6.0	EC001121	ETIM 7.0	EC001121
ETIM 8.0	EC001121	ETIM 9.0	EC001121
ECLASS 9.0	27-44-03-90	ECLASS 9.1	27-44-09-90
ECLASS 10.0	27-44-03-90	ECLASS 11.0	27-44-03-90
ECLASS 12.0	27-44-03-90	ECLASS 13.0	27-44-03-90

## Zulassungen

Zulassungen



ROHS	Konform
UL File Number Search	UL Webseite
Zertifikat-Nr. (UR)	E479289

## Downloads

Zulassung / Zertifikat / Konformitätsdokument	<a href="#">GL_FrontCom</a>
Engineering-Daten	<a href="#">CAD data – STEP</a>
Anwenderdokumentation	<a href="#">MAN IE GUIDE DE</a> <a href="#">MAN IE GUIDE EN</a>
Kataloge	<a href="#">Catalogues in PDF-format</a>
Broschüren	<a href="#">MB FREECONTACT EN</a> <a href="#">FL FIELDWIRING EN</a> <a href="#">PI PROFINET CABLING EN</a> <a href="#">PI PROFINET CABLING EN</a>

## 3 Amps circuit breaker

**Weidmüller Interface GmbH & Co. KG**  
Klingenbergstraße 16  
D-32758 Detmold  
Germany  
Fon: +49 5231 14-0  
Fax: +49 5231 14-292083  
www.weidmueller.com



Push to Reset  
Fuseholder-Type  
Thermal P & B Circuit Breaker



### Features

- Push to reset.
- Approved to many international standards.
- Replaces slow blow glass cartridge fuse.
- Labor-saving snap-in mounting.
- Button extends for visual trip indication.

### Agency Approvals

UL 1077 Recognized as Supplementary Protectors, File E69543, and CSA Accepted as Supplementary Protectors (Appliance Component Protectors), File LR15734.  
VDE approved for use in office equipment (AC loads only) and provides 8mm isolation.

Users should thoroughly review the technical data before selecting a product part number. It is recommended that users also seek out the pertinent approvals files of the agencies/laboratories and review them to confirm the product meets the requirements for a given application.

Resettable Overload Capacity: Ten times rated current

Reset Time: 5 to 30 seconds

### Typical Resistance vs. Current Rating @ +25°C

Current Rating in Amps	Typical Resistance in Ohms
3.0	0.069

### Electrical Data @ 25°C

**Calibration:** Will continuously carry 100% of rating.  
may trip between 101% and 134%, but  
must trip at 135% of rating within one hour at +25°C.

**Dielectric Strength:** Over 1,500 volts RMS.

**Maximum Operating Voltages:** 32VDC; 250VAC, 50/60 Hz.

**Interrupt Capacity:** 1,000 amps at 250VAC, 50/60 Hz. and 32VDC in accordance with UL standard 1077.

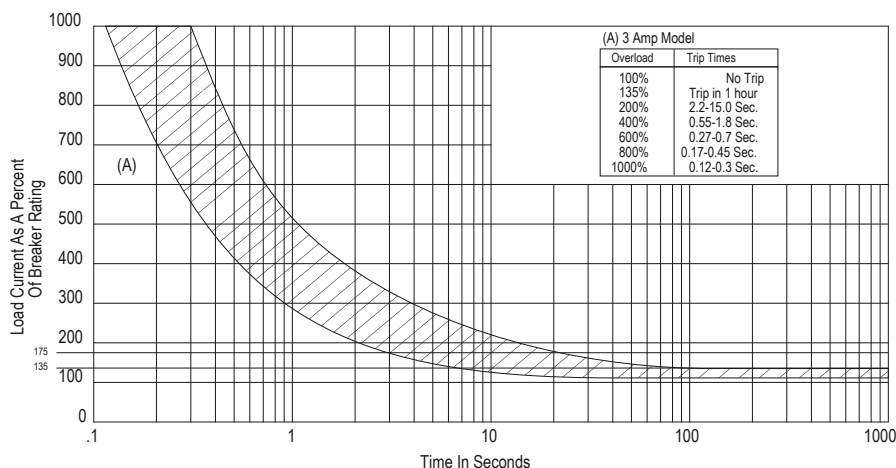
### Mechanical/Environmental Data

**Termination:** 250" (6.35mm) quick connects. Soldering to terminals is not recommended.

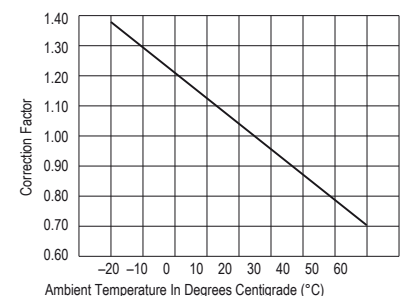
**Mounting:** Snaps into panel from front. See Recommended Panel Cutouts.

**Approximate Weight:** 0.35 oz. (10g).

### Time vs. Current Trip Curve @ +25°C



### Ambient Compensation Chart



**To use this chart:** Read up from the ambient temperature to the curve, and across to find a correction factor. Multiply the breaker rating by the correction factor to determine the compensated rating. Calculate the overloads in terms of the compensated rating to use the published trip curve. Do not use these devices outside their specified operating temperature ranges.

## 3 Amps ciquit breaker

**Weidmüller Interface GmbH & Co. KG**

Klingenbergstraße 16

D-32758 Detmold

Germany

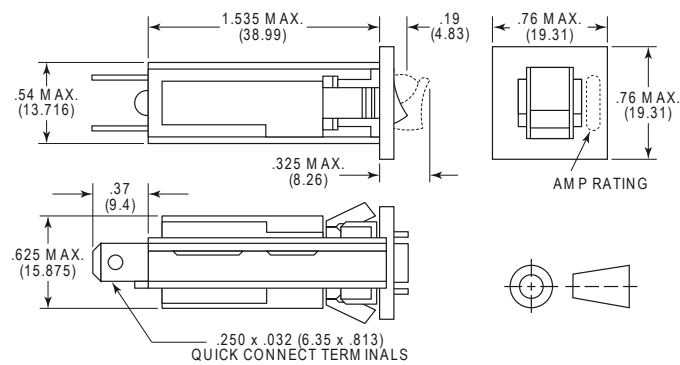
Fon: +49 5231 14-0

Fax: +49 5231 14-292083

www.weidmueller.com

### Outline Dimensions

#### Push-to-Reset Type



- Notes:
1. Soldering to terminals is not recommended.
  2. Recommended Panel Thickness: Style Q: .032" - .062" (.813 mm - 1.574 mm)  
Style T: .075" - .105" (1.905 mm - 2.667 mm)
  3. Internal tooth push-on washer available for panel thickness not covered above.

### Recommended Panel Cutouts

