

ACT20P-CMT-10-AO-RC-S**Weidmüller Interface GmbH & Co. KG**

Klingenbergstraße 26

D-32758 Detmold

Germany

www.weidmueller.com**Product image****ACT20P: The flexible solution**

- Precise and highly functional signal converters
- Release levers simplify handling

General ordering data

Version	Current-measuring transducer, Limit value monitoring, Input : 0...5/10 A, Analogue output, Relay output, Current-carrying cable in feed-through hole
Order No.	1510470000
Type	ACT20P-CMT-10-AO-RC-S
GTIN (EAN)	4050118319583
Qty.	1 pc(s).

ACT20P-CMT-10-AO-RC-S
Weidmüller Interface GmbH & Co. KG

Klingenbergstraße 26

D-32758 Detmold

Germany

www.weidmueller.com
Technical data
Dimensions and weights

Depth	113.6 mm	Depth (inches)	4.472 inch
Height	119.2 mm	Height (inches)	4.693 inch
Width	22.5 mm	Width (inches)	0.886 inch
Net weight	211 g		

Temperatures

Storage temperature	-40 °C...85 °C	Operating temperature	-25 °C...60 °C
Humidity	5...95 %, no condensation		

Probability of failure

MTTF	130 a
------	-------

Input

Input frequency		Input measurement range	configurable, 0...5/10 A AC (RMS) or DC, max. peak current $10 \times I_{\text{Input}}$ (1 s), max. peak current $2 \times I_{\text{Input}}$ (1 s) @ 5/10 A DC, For DC current measurement (AA): Current direction display at the output (-/+ analog value), max. peak current $2 \times I_{\text{Input}}$ (1 s)
Input signal	AC: 15...700 Hz (true root mean square) Current-carrying cable in feed-through hole	Number of inputs	1
Overload behaviour	Max. peak current: $10 \times I_{\text{Input}}$ for 1 s		

Output

Type	active, connected control must be passive
------	---

Output (digital)

Alarm function	Surge current, Under-current, Alarm limit setting: 2 - 105 %, Hysteresis 5% / 10%, Alarm delay: 0...10 s	Continuous current	$2 \times I_{\text{Input}}$
Max. switching voltage, AC	250 V	Max. switching voltage, DC	24 V
Number of digital outputs	1	Rated switching current	6 A
Switching thresholds	2...105% of measurement range	Type	Relay, 1 CO contact, normal / inverse adjustment

Output (analogue)

Load resistance current	$\leq 600 \Omega$	Load resistance voltage	$\geq 10 \text{ k}\Omega$
Number of analogue outputs	1	Output current	Adjustable, 0...20 mA, 4...20 mA, -20...+20 mA
Output voltage	Adjustable, 0...10 V, 2...10 V, 0...5 V, 1...5 V, -5...+5 V, -10...+10 V	Transmit function	direct or inverted

ACT20P-CMT-10-AO-RC-S

Weidmüller Interface GmbH & Co. KG

Klingenbergstraße 26

D-32758 Detmold

Germany

www.weidmueller.com

Technical data

General data

Accuracy	<0.75 % FSR	Configuration	DIP switch and potentiometer
Power consumption, max.	2.2 W	Power consumption, typ.	0.9 W
Protection degree	IP20	Rail	TS 35
Step response time	≤ 300 ms (RMS), ≤ 60 ms (AA)	Temperature coefficient	≤ ±100 ppm/K @ -25...+55 °C, ≤ ±200 ppm/K @ +55...+70 °C
Voltage supply	16,8 V...31,2 V		

Insulation coordination

EMC standards	EN 61326-1	Galvanic isolation	4-way isolator, between input / output / supply / relay
Impulse withstand voltage	6.4 kV (1.2/50 µs)	Insulation voltage	4 kV _{eff} / 1 min.
Pollution severity	2	Rated voltage	300 V AC _{rms}
Surge voltage category	III	Test voltage	4 kV

Connection data

Type of connection	Screw connection	Tightening torque, min.	0.4 Nm
Tightening torque, max.	0.6 Nm	Clamping range, rated connection	1.5 mm ²
Clamping range, min.	0.5 mm ²	Clamping range, max.	2.5 mm ²
Wire connection cross section AWG, min.	AWG 26	Wire connection cross section AWG, max.	AWG 12

Classifications

ETIM 6.0	EC002475	ETIM 7.0	EC002475
ETIM 8.0	EC002475	ETIM 9.0	EC002475
ETIM 10.0	EC002475	ECLASS 9.0	27-21-01-23
ECLASS 9.1	27-21-01-23	ECLASS 10.0	27-21-01-23
ECLASS 11.0	27-21-01-23	ECLASS 12.0	27-21-01-23
ECLASS 13.0	27-21-01-23	ECLASS 14.0	27-21-01-23
ECLASS 15.0	27-21-01-23		

Approvals

Approvals



Approvals MAMID	https://mdcop.weidmueller.com/mediadelivery/rendition/900_319222/-T1z1mm-S800/ https://mdcop.weidmueller.com/mediadelivery/rendition/900_319228/-T1z1mm-S800/ https://mdcop.weidmueller.com/mediadelivery/rendition/900_319234/-T1z1mm-S800/		
ROHS	Conform		
UL File Number Search	UL Website		
Certificate no. (cULus)	E141197		

ACT20P-CMT-10-AO-RC-S**Weidmüller Interface GmbH & Co. KG**

Klingenbergstraße 26

D-32758 Detmold

Germany

www.weidmueller.com

Technical data**Environmental Product Compliance**

RoHS Compliance Status	Compliant with exemption
RoHS Exemption (if applicable/known)	6c, 7a, 7cl
REACH SVHC	Lead 7439-92-1
SCIP	2f6dd957-421a-46db-a0c2-cf1609156924

Important note

Product information	<p>The ACT20P-CMT-XX-(AO)-RC-S series of devices measure and monitor AC and DC currents of up to 60 A. The real effective value method used allows for precise measurement, even for distorted current curve shapes. The devices feature integrated limit value monitoring with an adjustable switching threshold, delay and hysteresis, as well as a relay output..</p> <p>Features</p> <ul style="list-style-type: none"> • Real effective value measurement (True RMS) or arithmetic averaging (AA) measurement and contactless through-hole technology • Limit value monitoring for overcurrent or undercurrent • Relay output by means of the open-circuit / closed-circuit principle • Adjustable trigger delay for filtering current peaks • Operational status and error display on a front panel LED and output signalling according to NE43, NE44, NE107 • Galvanic four-way insulation for secure isolation according to IEC/EN 61010-2-201
---------------------	--

Downloads

Approval/Certificate/Document of Conformity	Certification DNV GL Declaration of Conformity
Engineering Data	CAD data – STEP
Software	DIP switch configuration tool
User Documentation	Instruction sheet
Catalogues	Catalogues in PDF-format
Brochures	

ACT20P-CMT-10-AO-RC-S

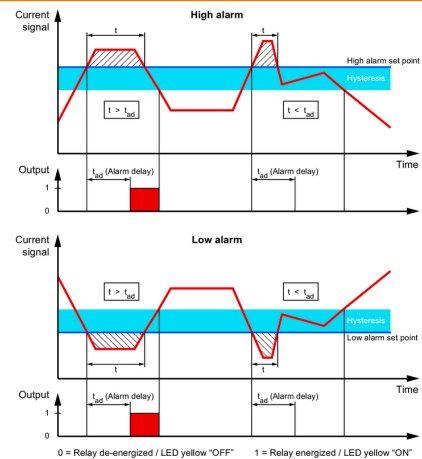
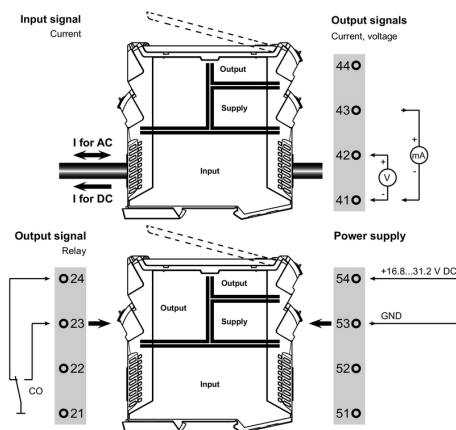
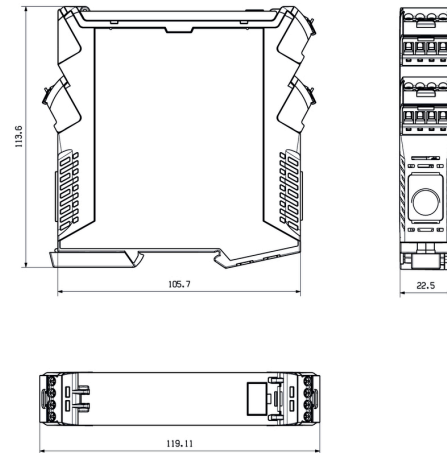
Weidmüller Interface GmbH & Co. KG
 Klingenbergstraße 26
 D-32758 Detmold
 Germany

www.weidmueller.com

Drawings

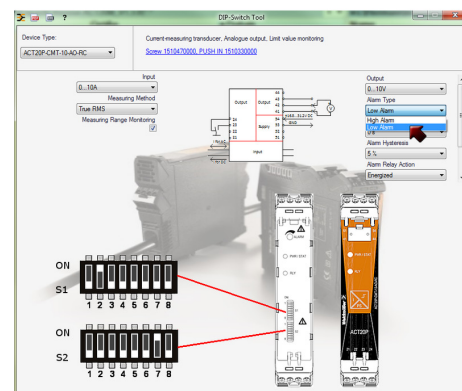


Dimensioned drawing



Configuration

DIP switch S1		DIP switch S2	
Current input range	1 2 3 4 5 6 7 8	Output range	1 2 3 4 5 6 7 8
0...5 A	<input type="checkbox"/>	0...10 V	<input type="checkbox"/>
0...10 A	<input type="checkbox"/>	0...5 V	<input type="checkbox"/>
Measuring method	1 2 3 4 5 6 7 8	1...5 V	<input type="checkbox"/>
True RMS	<input type="checkbox"/>	-5...+5 V	<input type="checkbox"/>
Arithmetic average	<input type="checkbox"/>	-10...+10 V	<input type="checkbox"/>
Alarm delay time	1 2 3 4 5 6 7 8	0...20 mA	<input type="checkbox"/>
0 s	<input type="checkbox"/>	4...20 mA	<input type="checkbox"/>
2 s	<input type="checkbox"/>	-20...+20 mA	<input type="checkbox"/>
5 s	<input type="checkbox"/>	Alarm relay action	1 2 3 4 5 6 7 8
10 s	<input type="checkbox"/>	Energized	<input type="checkbox"/>
Measuring range monitoring	1 2 3 4 5 6 7 8	De-energized	<input type="checkbox"/>
Yes	<input type="checkbox"/>	Alarm hysteresis	1 2 3 4 5 6 7 8
No	<input type="checkbox"/>	5 %	<input type="checkbox"/>
Output error action	1 2 3 4 5 6 7 8	10 %	<input type="checkbox"/>
Upscale	<input type="checkbox"/>	Alarm type	1 2 3 4 5 6 7 8
Downscale	<input type="checkbox"/>	High alarm	<input type="checkbox"/>
Transfer function	1 2 3 4 5 6 7 8	Low alarm	<input type="checkbox"/>
Normal	<input type="checkbox"/>		
Inverse	<input type="checkbox"/>		



example for DIP switch setting (with ACT20 tool)

ACT20P-CMT-10-AO-RC-S**Weidmüller Interface GmbH & Co. KG**

Klingenbergstraße 26

D-32758 Detmold

Germany

www.weidmueller.com**Accessories****Blank**

ESG is the tried-and-tested marker in MultiCard format for use on many well-known electrical devices. The result is high-quality device marking with a high-contrast appearance.

Various types are available for devices from manufacturers like Siemens, ABB, Beckhoff etc.

Advantages at a glance:

- Tags for universal usage, self-adhesive or clip-on tags, depending on type
- For aligned equipment, e.g. circuit breakers, we supply ESG markers for clipping onto tag rails
- Individual laser-quality printing according to specifications

For custom printing: Please send us a file of our labeling software M-Print PRO or M-Print PRO Online (without installation) for your labeling specifications.

General ordering data

Type	ESG 6.6/20 BHZ 5.00/04	Version
Order No.	1082540000	ESG, Device markers x 20 mm, PA 66, Colour: white, pluggable
GTIN (EAN)	4032248845439	
Qty.	200 pc(s).	

ACT20P-CMT-10-AO-RC-S**Weidmüller Interface GmbH & Co. KG**

Klingenbergstraße 26

D-32758 Detmold

Germany

www.weidmueller.com**Accessories****Blank**

ESG is the tried-and-tested marker in MultiCard format for use on many well-known electrical devices. The result is high-quality device marking with a high-contrast appearance.

Various types are available for devices from manufacturers like Siemens, ABB, Beckhoff etc.

Advantages at a glance:

- Tags for universal usage, self-adhesive or clip-on tags, depending on type
- For aligned equipment, e.g. circuit breakers, we supply ESG markers for clipping onto tag rails
- Individual laser-quality printing according to specifications

For custom printing: Please send us a file of our labeling software M-Print PRO or M-Print PRO Online (without installation) for your labeling specifications.

General ordering data

Type	ESG 8/13.5/43.3 SAI AU	Version
Order No.	1912130000	ESG, Device markers x 13.5 mm, PA 66, Colour: Transparent,
GTIN (EAN)	4032248541164	pluggable
Qty.	5 pc(s).	