


WDU 6 IR**Weidmüller Interface GmbH & Co. KG**

Klingenbergstraße 26

D-32758 Detmold

Germany

www.weidmueller.com**Product image**

To feed through power, signal, and data is the classical requirement in electrical engineering and panel building. The insulating material, the connection system and the design of the terminal blocks are the differentiating features. A feed-through terminal block is suitable for joining and/or connecting one or more conductors. They could have one or more connection levels that are on the same potential or insulated against one another.

General ordering data

Version	Feed-through terminal block, Screw connection, 6 mm ² , 800 V, 41 A, Number of connections: 2
Order No.	1393350000
Type	WDU 6 IR
GTIN (EAN)	4050118323528
Qty.	100 pc(s).

WDU 6 IR

Weidmüller Interface GmbH & Co. KG

Klingenbergstraße 26

D-32758 Detmold

Germany

www.weidmueller.com

Technical data

Dimensions and weights

Depth	46.5 mm	Depth (inches)	1.831 inch
Height	60 mm	Height (inches)	2.362 inch
Width	7.9 mm	Width (inches)	0.311 inch
Net weight	12.75 g		

Temperatures

Storage temperature	-25 °C...55 °C	Continuous operating temp., min.	-60 °C
Continuous operating temp., max.	130 °C		

Material data

Material	Wemid	Colour	dark beige
UL 94 flammability rating	V-0		

Rating data IECEx/ATEX

Marking EN 60079-7	Ex eb II C Gb	Ex 2014/34/EU label	II 2 G D
--------------------	---------------	---------------------	----------

System specifications

Version	Screw connection, for screwable cross-connection, One end without connector	End cover plate required	Yes
Number of potentials	1	Number of levels	1
Number of clamping points per level	2	Number of potentials per tier	1
Levels cross-connected internally	No	PE connection	No
Rail	TS 35	N-function	No
PE function	No	PEN function	No

Additional technical data

Number of similar terminals	1	Open sides	right
Type of mounting	Snap-on		

WDU 6 IR

Weidmüller Interface GmbH & Co. KG

Klingenbergstraße 26

D-32758 Detmold

Germany

www.weidmueller.com

Technical data

Conductors for clamping (rated connection)

Blade size	TX 15	Clamping range, max.	10 mm ²
Clamping range, min.	0.22 mm ²	Clamping screw	M 3.5
Connection cross-section, stranded, max.	10 mm ²	Connection cross-section, stranded, min.	1.5 mm ²
Connection direction	on side	Gauge to IEC 60947-1	A5
Number of connections	2	Stripping length	12 mm
Tightening torque, max.	1.6 Nm	Tightening torque, min.	0.8 Nm
Twin wire-end ferrules, max.	4 mm ²	Twin wire-end ferrules, min.	0.5 mm ²
Type of connection	Screw connection	Wire connection cross section AWG, max.	AWG 8
Wire connection cross section AWG, min.	AWG 26	Wire connection cross section, finely stranded, max.	10 mm ²
Wire connection cross section, finely stranded, min.	0.5 mm ²	Wire connection cross-section, finely stranded with wire-end ferrules DIN 46228/1, max.	6 mm ²
Wire connection cross-section, finely stranded with wire-end ferrules DIN 46228/1, min.	0.5 mm ²	Wire connection cross-section, finely stranded with wire-end ferrules DIN 46228/4, max.	6 mm ²
Wire connection cross-section, finely stranded with wire-end ferrules DIN 46228/4, min.	0.5 mm ²	Wire connection cross-section, solid core, max.	10 mm ²
Wire connection cross-section, solid core, min.	0.5 mm ²		

General

Rail	TS 35	Standards	IEC 60947-7-1
Wire connection cross section AWG, max.	AWG 8	Wire connection cross section AWG, min.	AWG 26

Rating data

Rated cross-section	6 mm ²	Rated voltage	800 V
Rated DC voltage	800 V	Rated current	41 A
Current at maximum wires	57 A	Standards	IEC 60947-7-1
Volume resistance according to IEC 60947-7-x	0.78 mΩ	Rated impulse withstand voltage	8 kV
Power loss in accordance with IEC 60947-7-x	1.31 W	Pollution severity	3

Classifications

ETIM 6.0	EC000897	ETIM 7.0	EC000897
ETIM 8.0	EC000897	ETIM 9.0	EC000897
ECLASS 9.0	27-14-11-20	ECLASS 9.1	27-14-11-20
ECLASS 10.0	27-14-11-20	ECLASS 11.0	27-14-11-20
ECLASS 12.0	27-14-11-20	ECLASS 13.0	27-25-01-01

Approvals

Approvals



ROHS

Conform

Creation date May 3, 2024 5:51:27 AM CEST

Catalogue status 20.04.2024 / We reserve the right to make technical changes.

WDU 6 IR

Weidmüller Interface GmbH & Co. KG

Klingenbergstraße 26

D-32758 Detmold

Germany

www.weidmueller.com

Technical data

Downloads

Approval/Certificate/Document of Conformity	CB Testreport
	CB Certificate
	CE Declaration of Conformity
	UKCA declaration of conformity
	Confirmation of Standards EN 45545-2_2020-10
Engineering Data	CAD data – STEP
User Documentation	NTI WDU/WPE 6
	StorageConditionsTerminalBlocks
Catalogues	Catalogues in PDF-format
Brochures	

WDU 6 IR

Weidmüller Interface GmbH & Co. KG

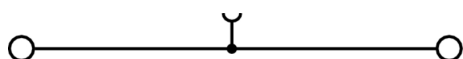
Klingenbergstraße 26

D-32758 Detmold

Germany

www.weidmueller.com

Drawings



WDU 6 IR**Weidmüller Interface GmbH & Co. KG**

Klingenbergstraße 26

D-32758 Detmold

Germany

www.weidmueller.com**Accessories****Step-down bridges****General ordering data**

Type	WQV 35-4/6	Version
Order No.	1064200000	Cross-connector (terminal), when screwed in, Number of poles: 2,
GTIN (EAN)	4008190072919	Pitch in mm (P): 16.00, Insulated: Yes, 41 A, yellow
Qty.	10 pc(s).	

ZGB pivotable group tag holder

The ZGB 15 is a hinged group tag carrier. The tag carrier can hold the dekafix 5, WS 12/5 terminal markers or the inlay tag ESO 15.

The ZGB 30 is a hinged group tag carrier. The tag carrier can hold the dekafix 5, WS 12/5 terminal markers or the inlay tag ESO 7.

Inlay tags and protective strips can be found under "Accessories".

General ordering data

Type	ZGB 15	Version
Order No.	1636530000	Terminal markers, Terminal marker, 15 x 7 mm, Pitch in mm (P): 5.00
GTIN (EAN)	4008190297053	Weidmueller, white
Qty.	20 pc(s).	
Type	ZGB 30	Version
Order No.	1611930000	Terminal markers, Terminal marker, 32 x 7 mm, Pitch in mm (P): 5.00
GTIN (EAN)	4008190002251	Weidmueller, white
Qty.	20 pc(s).	

WDU 6 IR

Weidmüller Interface GmbH & Co. KG

Klingenbergstraße 26

D-32758 Detmold

Germany

www.weidmueller.com

Accessories

DEK 5/8



WS/ DEK

MultiMark terminal markers use an innovative composite material made from two components. The hard base contour of the marker snaps securely into the connector. The elastic surface finish makes the marker easy to mount. This specially punched material enables the strips to be stretched to accommodate the slight variations in spacing that tend to add up, especially with long terminal blocks. Another advantage: the excellent printability of the surface material guarantees durable and wear-resistant labelling. A print resolution of 300 dpi also produces a very legible script.

Your benefits with MultiMark

- Firm hold and durable printing
- Continuous strips save installation time
- Easy mounting thanks to an innovative composite material
- Large label field for optimal legibility
- High flexibility thanks to manufacturer independence

General ordering data

Type	DEK 5/8 MM WS	Version
Order No.	2007130000	Dekafix, Terminal marker, 5 x 8 mm, Weidmueller, white
GTIN (EAN)	4050118392012	
Qty.	500 pc(s).	

Blank



The WAD connector marker is suitable for W-series terminals and for the WEW 35/2 and ZEW 35/2 end brackets. The markers are available as blank markers, with custom printing or standard print with lightning symbol. The WAD MultiCard markers are suitable for labelling with PrintJet CONNECT printers.

For custom printing: Please send us a file of our labeling software M-Print PRO or M-Print PRO Online (without installation) for your labeling specifications.

General ordering data

Type	WAD 8 MC NE WS	Version
Order No.	1112940000	Group markers, Cover, 33.3 x 8 mm, Pitch in mm (P): 8.00 WDU 4,
GTIN (EAN)	4032248891825	WEW 35/2, ZEW 35/2, white
Qty.	48 pc(s).	
Type	WAD 8 MC NE GE	Version
Order No.	1112950000	Group markers, Cover, 33.3 x 8 mm, Pitch in mm (P): 8.00 WDU 4,
GTIN (EAN)	4032248891696	WEW 35/2, ZEW 35/2, yellow
Qty.	48 pc(s).	

WDU 6 IR

Weidmüller Interface GmbH & Co. KG

Klingenbergstraße 26

D-32758 Detmold

Germany

www.weidmueller.com

Accessories

W-Series



A partition plate is used for the optical separation of circuits or used for electrical isolation from neighbouring cross-connectors. In contrast to the end plate, the contour can be larger than the adjacent terminal blocks. However, it should not be smaller, as otherwise the required clearance and creepage distances within the application can no longer be maintained.

General ordering data

Type	WTW EN	Version
Order No.	1058800000	Partition plate (terminal), Intermediate plate, 86 mm x 62 mm, dark
GTIN (EAN)	4008190140175	beige
Qty.	20 pc(s).	

Test sockets



The test socket is used to connect test devices with a standard 4.0 plug. Depending on the potential within the application, different colors of the test sockets can be selected for quick and easy maintenance work.

General ordering data

Type	STB 21.6/IH/GE WTL6/3	Version
Order No.	1071010000	Socket (terminal), Plug-in depth: 11.1 mm, Depth: 26.6 mm
GTIN (EAN)	4008190259211	
Qty.	50 pc(s).	
Type	STB 21.6/IH/GN WTL6/3	Version
Order No.	1071020000	Socket (terminal), Plug-in depth: 11.1 mm, Depth: 26.6 mm
GTIN (EAN)	4008190259228	
Qty.	50 pc(s).	
Type	STB 21.6/IH/VI WTL6/3	Version
Order No.	1071030000	Socket (terminal), Plug-in depth: 11.1 mm, Depth: 26.6 mm
GTIN (EAN)	4008190259235	
Qty.	50 pc(s).	
Type	STB 21.6/IH/DB WTL6/3	Version
Order No.	1071000000	Socket (terminal), Plug-in depth: 11.1 mm, Depth: 26.6 mm
GTIN (EAN)	4008190259204	
Qty.	50 pc(s).	
Type	STB 21.6/IH/BL WTL6/3	Version
Order No.	1071080000	Socket (terminal), Plug-in depth: 11.1 mm, Depth: 26.6 mm
GTIN (EAN)	4008190043957	
Qty.	50 pc(s).	

WDU 6 IR

Weidmüller Interface GmbH & Co. KG

Klingenbergstraße 26

D-32758 Detmold

Germany

www.weidmueller.com

Accessories

Type	STB 21.6/IH/WS WTL6/3	Version
Order No.	1312520000	Socket (terminal), Plug-in depth: 11.1 mm
GTIN (EAN)	4050118121704	
Qty.	50 pc(s).	
Type	STB 21.6/IH/SW WTL6/3	Version
Order No.	1071040000	Socket (terminal), Plug-in depth: 11.1 mm, Depth: 26.6 mm
GTIN (EAN)	4008190859985	
Qty.	50 pc(s).	
Type	STB 21.6/IH/RT WTL6/3	Version
Order No.	1778990000	Socket (terminal), Plug-in depth: 11.1 mm, Depth: 26.6 mm
GTIN (EAN)	4032248169665	
Qty.	50 pc(s).	

Blank



The Dekafix (DEK) marker is the universal marker for all conductor and plug-in connectors as well as for electronic sub-assemblies. The system is ideal for short number sequences and covers a wide range of ready-printed markers.

Strips for fast installation in only one work step. The printing is easy to read, rich in contrast and available in various widths.

- Large range of ready-to-use markers
- Strips for fast installation
- Terminal markers, suitable for all Weidmüller cable connectors
- Available as blank MultiCard or with standard printing

For custom printing: Please send us a file of our labeling software M-Print PRO or M-Print PRO Online (without installation) for your labeling specifications.

General ordering data

Type	DEK 5/8 MC NE WS	Version
Order No.	1856740000	Dekafix, Terminal marker, 5 x 8 mm, Pitch in mm (P): 8.00
GTIN (EAN)	4032248400850	Weidmueller, white
Qty.	800 pc(s).	

WDU 6 IR

Weidmüller Interface GmbH & Co. KG

Klingenbergstraße 26

D-32758 Detmold

Germany

www.weidmueller.com

Accessories

SchT group marker carrier



The SchT 5 S group tag carriers are clipped directly onto the TS 32 mounting rail (G-rail) or the TS 35 mounting rail (top-hat rail). It is therefore possible to label the terminal strip irrespective of the terminal and the type of terminal. SchT 5 and SchT 5 S are fitted with ESO 5, STR 5 protective strips.


The SchT 7 is a hinged group tag carrier for inlay tags which enables easy access to the clamping screw. The SchT 7 is fitted with ESO 7, STR 7 protective strips or DEK 5.

Inlay tags and protective strips can be found under "Accessories".

General ordering data

Type	Version
SCHT 7	
Order No. 0517960000	SCHT, Terminal marker, 39.3 x 8 mm, Pitch in mm (P): 7.00
GTIN (EAN) 4008190001742	Weidmueller, white
Qty. 20 pc(s).	

Blank



WS markers are the perfect match for the W-series connectors. Thanks to their system compatibility, the WS tags can also be used with the I-series and the Z-series. The large marking surfaces do not only permit long character strings but also multi-line text. WS markers are ideal for labels with long, customised character strings. Thanks to the proven MultiCard format, printing with PrintJet CONNECT oder/or Plotter is possible.

- Can be fitted in strips or individually
- Markers in proven MultiCard format

For custom printing: Please send us a file of our labeling software M-Print PRO or M-Print PRO Online (without installation) for your labeling specifications.

General ordering data

Type	Version
WS 12/8 PLUS MC NE WS	
Order No. 1906000000	WS, Terminal marker, 12 x 8 mm, Pitch in mm (P): 8.00 Weidmueller,
GTIN (EAN) 4032248528158	white
Qty. 420 pc(s).	

WDU 6 IR

Weidmüller Interface GmbH & Co. KG

Klingenbergstraße 26

D-32758 Detmold

Germany

www.weidmueller.com

Accessories

Shielding connection



With the LS 2.8 WDU2.5-10, many feed-through modular terminal blocks from the W series can be converted very easily. Inserting the LS 2.8 WDU2.5-10 allows the cable shielding braid to be looped through directly at the terminal block by soldering or using a suitable flat cable lug.

General ordering data

Type	LS 2.8 WDU2.5-10	Version
Order No.	1056400000	W-Series, Shield bus
GTIN (EAN)	4008190036454	
Qty.	100 pc(s).	

W-Series



Test adapters and test plugs are used for the electrical connection between terminal blocks and the test equipment. In this way, an electrical contact can be established in the wired state and measurements can be done easily.

General ordering data

Type	WTA 3 WDU4	Version
Order No.	1632350000	Test adapter (terminal), 1.5 mm ² , 250 V, 6 A
GTIN (EAN)	4008190209711	
Qty.	25 pc(s).	

WDU 6 IR

Weidmüller Interface GmbH & Co. KG

Klingenbergstraße 26

D-32758 Detmold

Germany

www.weidmueller.com

Accessories

Marker holder



The marker holder offer the possibility of additional mounting of standard markers with a pitch of 5 or 5.1 mm. The angled holders can be optionally snapped together and could be mounted in all standard marking channels of the Klippon® Connect modular terminal blocks. Fitting marker types could be found under the respective accessories of the designation marking holder.

General ordering data

Type	BZT 1 ZA WS 10/5	Version
Order No.	1805520000	Accessories, Marker holder
GTIN (EAN)	4032248270248	
Qty.	100 pc(s).	
Type	BZT 1 WS 10/5	Version
Order No.	1805490000	Accessories, Marker holder
GTIN (EAN)	4032248270231	
Qty.	100 pc(s).	

6 mm²

Screwable cross-connections are easy to mount and de mount. Thanks to the big contact surface, even high currents can be transmitted with maximum contact reliability.

General ordering data

Type	WQV 6/2	Version
Order No.	1052360000	Cross-connector (terminal), when screwed in, Number of poles: 2,
GTIN (EAN)	4008190075866	Pitch in mm (P): 8.00, Insulated: Yes, 57 A, yellow
Qty.	50 pc(s).	
Type	WQV 6/3	Version
Order No.	1054760000	Cross-connector (terminal), when screwed in, Number of poles: 3,
GTIN (EAN)	4008190174163	Pitch in mm (P): 8.00, Insulated: Yes, 57 A, yellow
Qty.	50 pc(s).	
Type	WQV 6/4	Version
Order No.	1054860000	Cross-connector (terminal), when screwed in, Number of poles: 4,
GTIN (EAN)	4008190180799	Pitch in mm (P): 8.00, Insulated: Yes, 57 A, yellow
Qty.	50 pc(s).	
Type	WQV 6/10	Version
Order No.	1052260000	Cross-connector (terminal), when screwed in, Number of poles: 10,
GTIN (EAN)	4008190153977	Pitch in mm (P): 8.00, Insulated: Yes, 57 A, yellow
Qty.	20 pc(s).	

WDU 6 IR

Weidmüller Interface GmbH & Co. KG

Klingenbergstraße 26

D-32758 Detmold

Germany

www.weidmueller.com

Accessories

Testsockets



Test adapters and test plugs are used for the electrical connection between terminal blocks and the test equipment. In this way, an electrical contact can be established in the wired state and measurements can be done easily.

General ordering data

Type	STB 8.5/5/2.3/M3 SAK2.5	Version
Order No.	0280600000	Accessories, Socket
GTIN (EAN)	4008190023188	
Qty.	50 pc(s).	

W-Series



Weidmüller's range of products includes end brackets that guarantee a permanent, reliable mounting on the terminal rail and prevent sliding. Versions with and without screws are available. The end brackets include marking options, also for group markers, and also a test plug holder.

General ordering data

Type	WEW 35/2	Version
Order No.	1061200000	End bracket, Wemid, dark beige, Rail: TS 35, when screwed in
GTIN (EAN)	4008190030230	
Qty.	50 pc(s).	

WDU 6 IR**Weidmüller Interface GmbH & Co. KG**

Klingenbergstraße 26

D-32758 Detmold

Germany

www.weidmueller.com**Accessories****2.5-10 mm²****2.5-10**
mm²

End plates are fitted to the open side of the last modular terminal before the end bracket. The use of an end plate ensures the function of the modular terminal and the specified rated voltage. It guarantees protection against contact with live parts and makes the final terminal finger-proof.

General ordering data

Type	WAP 16+35 WTW 2.5-10	Version
Order No.	1050100000	End and partition plate for terminals, End plate, 56 mm x 1.5 mm, dark beige
GTIN (EAN)	4008190079901	
Qty.	20 pc(s).	
Type	WAP 16+35 WTW 2.5-10 BL	Version
Order No.	1050180000	End and partition plate for terminals, End plate, 56 mm x 1.5 mm, blue
GTIN (EAN)	4008190013899	
Qty.	20 pc(s).	
Type	WAP 2.5-10/0.5MM	Version
Order No.	1966380000	End plate (terminals), 54.5 mm x 0.35 mm, dark beige
GTIN (EAN)	4032248688616	
Qty.	50 pc(s).	
Type	WAP 2.5-10 BL	Version
Order No.	1050080000	End plate (terminals), 56 mm x 1.5 mm, blue
GTIN (EAN)	4008190136611	
Qty.	50 pc(s).	
Type	WAP 2.5-10	Version
Order No.	1050000000	End plate (terminals), 56 mm x 1.5 mm, dark beige
GTIN (EAN)	4008190103149	
Qty.	50 pc(s).	