

UR20-4RO-CO-255**Weidmüller Interface GmbH & Co. KG**

Klingenbergstraße 26

D-32758 Detmold

Germany

www.weidmueller.com**Product image****Digital output modules P- or N-switching; short-circuit-proof; up to 3-wire + FE**

The module electronics supply the connected actuators from the output current path (U_{OUT}).

Digital output modules are available in the following variants: 4 DO, 8 DO with 2- and 3-wire technology, 16 DO with or without PLC interface connection. They are mainly used for the incorporation of decentralised actuators. All outputs are designed for DC-13 actuators acc. to DIN EN 60947-5-1 and IEC 61131-2 specifications. As with the digital input modules, frequencies of up to 1 kHz are possible. Protection of the outputs ensures maximum system safety. This consists of an automatic restart following a short-circuit. Clearly visible LEDs signal the status of the entire module as well as the status of individual channels.

In addition to the standard applications of the digital output modules, the range also includes special variants such as the 4RO-SSR module for rapidly switching applications. Fitted with solid state technology, 0.5 A is available here to each output. Furthermore, there is also the 4RO-CO relay module for power-intensive applications. It is equipped with four CO contacts, optimised for a switching voltage of 255 V UC and designed for a switching current of 5 A.

General ordering data

Version	Remote I/O module, IP20, Digital signals, Output, Relay
Order No.	1315550000
Type	UR20-4RO-CO-255
GTIN (EAN)	4050118118490
Qty.	1 pc(s).
Replacement parts	1350930000 1346500000 1347130000

UR20-4RO-CO-255

Weidmüller Interface GmbH & Co. KG

Klingenbergstraße 26

D-32758 Detmold

Germany

www.weidmueller.com

Technical data

Dimensions and weights

Depth	76 mm	Depth (inches)	2.992 inch
Height	120 mm	Height (inches)	4.724 inch
Width	11.5 mm	Width (inches)	0.453 inch
Mounting dimension - height	128 mm	Net weight	119 g

Temperatures

Storage temperature	-40 °C ... +85 °C	Operating temperature	-20 °C ... +60 °C
---------------------	-------------------	-----------------------	-------------------

digital outputs

Derating	> 55°C / 80% @ 60°C	
Feedback-free	Yes	
Individual channel diagnosis	No	
Max. response time, high	20 ms	
Max. response time, low	20 ms	
Max. switching frequency	5 Hz	
Module diagnosis	Yes	
Number	4	
Output current as per application	nominal	0 mA
	min.	0 mA
	max.	0 mA
Output current per channel, max.	6 A	
Output current per module, max.	24 A	
Short-circuit-proof	No	
Simultaneity factor	max.	0 %
	nominal	0 %
	min.	0 %
Switching voltage, max.	255 V AC, UL: 277 V AC, DC	
Type	CO contact	

Connection data

Number	4	Type of connection	PUSH IN
Wire connection cross section, finely stranded, max.	1.5 mm ²	Wire connection cross section, finely stranded, min.	0.14 mm ²
Wire cross-section, finely stranded, max. (AWG)	AWG 16	Wire cross-section, finely stranded, min. (AWG)	AWG 26
Wire cross-section, solid, max.	1.5 mm ²	Wire cross-section, solid, max. (AWG)	AWG 16
Wire cross-section, solid, min.	0.14 mm ²	Wire cross-section, solid, min. (AWG)	AWG 26

UR20-4RO-CO-255

Weidmüller Interface GmbH & Co. KG

Klingenbergstraße 26

D-32758 Detmold

Germany

www.weidmueller.com

Technical data

General data

Air humidity (operation)	10% to 95%, non-condensing as per DIN EN 61131-2	Air humidity (storage)	10% to 95%, non-condensing as per DIN EN 61131-2
Air humidity (transport)	10% to 95%, non-condensing as per DIN EN 61131-2	Air pressure (operation)	≥ 795 hPa (height ≤ 2000 m) as per DIN EN 61131-2
Air pressure (storage)	1013 hPa (height 0 m) to 700 hPa (height 3000 m) as per DIN EN 61131-2	Air pressure (transport)	1013 hPa (height 0 m) to 700 hPa (height 3000 m) as per DIN EN 61131-2
Pollution severity	2	Rail	TS 35
Shock	15 g over 11 ms, half sinus wave, acc. to IEC 60068-2-27	Surge voltage category	II
Test voltage	500 V	UL 94 flammability rating	V-0
Vibration resistance	5 Hz ≤ f ≤ 8.4 Hz: 3.5-mm amplitude as per IEC 60068-2-6, 8.4 Hz ≤ f ≤ 150 Hz: 1 g acceleration as per IEC 60068-2-6		

Power supply

Current consumption from I _{OUT} (the respective power segment)	< 15 mA	Current consumption from I _{sys} , typ.	8 mA
Voltage supply	24 V DC +20 %/ -15 %, via the system bus		

System data

Connection type	PUSH IN	Diagnostic data	1 Bit
Field bus protocol	PROFINET IRT, PROFINET RT, PROFIBUS DP-V1, EtherCAT, Modbus/TCP, EtherNet/IP, CANopen, DeviceNet, POWERLINK, CC-Link, CC-Link IE TSN, IEC 61162-450	Galvanic isolation	500 V DC between the current paths
Interface	u-remote system bus	Module type	Digital output module
Possible connection	Single-conductor, 2-wire	Process data	4 Bit
Transmission speed of system bus, max.	48 Mbit		

Classifications

ETIM 6.0	EC001599	ETIM 7.0	EC001599
ETIM 8.0	EC001599	ETIM 9.0	EC001599
ECLASS 9.0	27-24-26-04	ECLASS 9.1	27-24-26-04
ECLASS 10.0	27-24-26-04	ECLASS 11.0	27-24-26-04
ECLASS 12.0	27-24-26-04	ECLASS 13.0	27-24-26-04

Environmental Product Compliance

REACH SVHC	Diboron trioxide 1303-86-2 Lead monoxide (lead oxide) 1317-36-8
SCIP	94eff5b4-6ddc-406c-8172-1dd0cbbf7962

UR20-4RO-CO-255

Weidmüller Interface GmbH & Co. KG

Klingenbergstraße 26

D-32758 Detmold

Germany

www.weidmueller.com

Technical data

Approvals

Approvals



ROHS	Conform
UL File Number Search	UL Website
Certificate no. (cULus)	E141197
Certificate no. (cULusEX)	E223527

Downloads

Approval/Certificate/Document of Conformity	KC certificate Compass safe distance certificate Lloyds Register certificate DNV/GL certificate ABS certificate RINA certificate Bureau Veritas - Type Approval Certificate PRS (Polish Register of Shipping) NIPPON KAIJI KYOKAI Certificate DEMKO15ATEX1525X CCC certificate UKCA Declaration of Conformity - EN CE Declaration of Conformity - DE
Engineering Data	CAD data – STEP Compatibility information – Combinability of UR20
Engineering Data	Zuken E3.S
User Documentation	MAN_U-REMOTE_DE MAN_U-REMOTE_EN
Catalogues	Catalogues in PDF-format

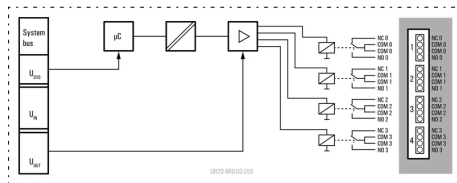
UR20-4RO-CO-255

Weidmüller Interface GmbH & Co. KG
 Klingenbergstraße 26
 D-32758 Detmold
 Germany

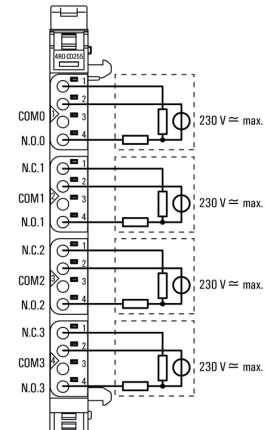
www.weidmueller.com

Drawings

Block diagram



Connection diagram



Explanation of abbreviations

Digital output modules



UR20-4RO-CO-255**Weidmüller Interface GmbH & Co. KG**

Klingenbergstraße 26

D-32758 Detmold

Germany

www.weidmueller.com**Replacement parts****Basic modules****General ordering data**

Type	UR20-BM-SP	Version		Packaging	
Order No.	1350930000	Replacement part, , Flange-mounted housing		Cardboard	
GTIN (EAN)	4050118402735			box	
Qty.	5 pc(s).				

Electronic modules**General ordering data**

Type	UR20-EM-1315550000-SP	Version	
Order No.	1347130000	Replacement part	
GTIN (EAN)	4050118248401		
Qty.	1 pc(s).		

UR20-4RO-CO-255**Weidmüller Interface GmbH & Co. KG**

Klingenbergstraße 26

D-32758 Detmold

Germany

www.weidmueller.com**Replacement parts****Plugkit****General ordering data**

Type	UR20-PK-1315550000-SP	Version
Order No.	1346500000	Replacement part, Plug-in connector, ,
GTIN (EAN)	4050118151251	
Qty.	5 pc(s).	

UR20-4RO-CO-255

Weidmüller Interface GmbH & Co. KG

Klingenbergstraße 26

D-32758 Detmold

Germany

www.weidmueller.com

Accessories

Accessories



System accessory

Discover a wide range of accessories for your u-remote system - the ideal addition to make your applications even more efficient and flexible.

General ordering data

Type	UR20-EBK-ACC	Version
Order No.	1346610000	End bracket, ,
GTIN (EAN)	4050118151596	
Qty.	5 pc(s).	
Type	UR20-SM-ACC	Version
Order No.	1339920000	Cover, ,
GTIN (EAN)	4050118144727	
Qty.	20 pc(s).	

Blank



The Dekafix (DEK) marker is the universal marker for all conductor and plug-in connectors as well as for electronic sub-assemblies. The system is ideal for short number sequences and covers a wide range of ready-printed markers.

Strips for fast installation in only one work step. The printing is easy to read, rich in contrast and available in various widths.

- Large range of ready-to-use markers
- Strips for fast installation
- Terminal markers, suitable for all Weidmüller cable connectors
- Available as blank MultiCard or with standard printing

For custom printing: Please send us a file of our labeling software M-Print PRO or M-Print PRO Online (without installation) for your labeling specifications.

General ordering data


Type	DEK 5/8-11.5 MC NE WS	Version
Order No.	1341630000	Dekafix, Terminal marker, 5 x 8 mm, Pitch in mm (P): 8.00
GTIN (EAN)	4050118145946	Weidmueller, white
Qty.	500 pc(s).	

UR20-4RO-CO-255**Weidmüller Interface GmbH & Co. KG**

Klingenbergstraße 26

D-32758 Detmold

Germany

www.weidmueller.com**Accessories****Custom printing****General ordering data**

Type	PM 2.7/2.6 MC SDR	Version
Order No.	1323700000	OMNIMATE Signal - series PM, Pusher markers, 2.7 x 2.6 mm, Pitch in
GTIN (EAN)	4050118126761	mm (P): 3.50 Weidmueller, To customer specification
Qty.	192 pc(s).	

Blank**General ordering data**

Type	PM 2.7/2.6 MC NE WS	Version
Order No.	1323710000	OMNIMATE Signal - series PM, Pusher markers, 2.7 x 2.6 mm, Pitch in
GTIN (EAN)	4050118126778	mm (P): 3.50 Weidmueller, white
Qty.	960 pc(s).	

UR20-4RO-CO-255

Weidmüller Interface GmbH & Co. KG

Klingenbergstraße 26

D-32758 Detmold

Germany

www.weidmueller.com

Accessories

Custom printing



The Dekafix (DEK) marker is the universal marker for all conductor and plug-in connectors as well as for electronic sub-assemblies. The system is ideal for short number sequences and covers a wide range of ready-printed markers.

Strips for fast installation in only one work step. The printing is easy to read, rich in contrast and available in various widths.

- Large range of ready-to-use markers
- Strips for fast installation
- Terminal markers, suitable for all Weidmüller cable connectors
- Available as blank MultiCard or with standard printing

For custom printing: Please send us a file of our labeling software M-Print PRO or M-Print PRO Online (without installation) for your labeling specifications.

General ordering data

Type	DEK 5/8-11.5 MC SDR	Version
Order No.	1341610000	Dekafix, Terminal marker, 5 x 8 mm, Pitch in mm (P): 8.00
GTIN (EAN)	4050118146059	Weidmueller, To customer specification
Qty.	100 pc(s).	

Stainless steel



Stainless steel is a collective term for all types of steel (alloys) with a high degree of purity and corrosion resistance.

General ordering data

Type	TS 35X7.5 2M/CRN	Version
Order No.	1747350000	Terminal rail, without slot, Accessories, 35 x 7.5 x 2000 mm,
GTIN (EAN)	4032248003372	Stainless steel, rust-proof, Stainless steel 1.4301, untreated
Qty.	2 m	

UR20-4RO-CO-255

Weidmüller Interface GmbH & Co. KG

Klingenbergstraße 26

D-32758 Detmold

Germany

www.weidmueller.com

Accessories

Aluminum



Aluminum has the second best electrical conductivity after copper. One advantage is low weight, another is outstanding corrosion protection.

General ordering data

Type	TS 35X7.5 2M/AL/BK	Version
Order No.	0330800000	Terminal rail, without slot, Accessories, 35 x 7.5 x 2000 mm,
GTIN (EAN)	4008190100650	Aluminium, untreated
Qty.	2 m	

Steel



Steel DIN rails are the most widespread on the market. Among metal DIN rails, they have the lowest shortcircuit protection, similar to stainless steel.

General ordering data

Type	TS 35X7.5/LL 2M/ST/SZ	Version
Order No.	7915060000	Terminal rail, with slot, Accessories, 35 x 7.5 x 2000 mm, Slit width:
GTIN (EAN)	4032248296279	5.20 mm, Slit length: 25.00 mm, Steel, galvanic zinc plated and
Qty.	2 m	passivated
Type	TS 35X7.5/LL 2M/ST/ZN	Version
Order No.	0514500000	Terminal rail, with slot, Accessories, 35 x 7.5 x 2000 mm, Slit width:
GTIN (EAN)	4008190046019	5.20 mm, Slit length: 25.00 mm, Steel, galvanic zinc plated and
Qty.	2 m	passivated
Type	TS 35X7.5/LL 1M/ST/ZN	Version
Order No.	0514510000	Terminal rail, with slot, Accessories, 35 x 7.5 x 1000 mm, Slit width:
GTIN (EAN)	4008190116620	5.20 mm, Slit length: 25.00 mm, Steel, galvanic zinc plated and
Qty.	1 m	passivated
Type	TS 35X7.5 2M/ST/ZN	Version
Order No.	0383400000	Terminal rail, without slot, Accessories, 35 x 7.5 x 2000 mm, Steel,
GTIN (EAN)	4008190088026	galvanic zinc plated and passivated
Qty.	2 m	