


WDT 2.5/2**Weidmüller Interface GmbH & Co. KG**

Klingenbergstraße 26

D-32758 Detmold

Germany

www.weidmueller.com**Product image**

Some applications demand for a pluggable, modular solution to be more flexible or to facilitate the installation. Where complete functional units have to be prefabricated or replaced, modular and flexible connection systems are required. Our pluggable terminal blocks can be quickly assembled and are completely factory tested.

General ordering data

Version	Multi-tier modular terminal, Screw connection, 2.5 mm², 500 V, 24 A, Number of levels: 2, dark beige
Order No.	1305290000
Type	WDT 2.5/2
GTIN (EAN)	4050118104561
Qty.	50 pc(s).

WDT 2.5/2

Weidmüller Interface GmbH & Co. KG

Klingenbergstraße 26

D-32758 Detmold

Germany

www.weidmueller.com

Technical data

Dimensions and weights

Depth	60.5 mm	Depth (inches)	2.382 inch
Height	85.5 mm	Height (inches)	3.366 inch
Width	5.1 mm	Width (inches)	0.201 inch
Net weight	14.2 g		

Temperatures

Storage temperature	-25 °C...55 °C	Continuous operating temp., min.	-50 °C
Continuous operating temp., max.	120 °C		

Material data

Material	Wemid	Colour	dark beige
UL 94 flammability rating	V-0		

System specifications

Version	2 screw connections - 2 plug-in connections, for plug-in cross-connector, One end without connector	End cover plate required	Yes
Number of levels	2	Number of clamping points per level	2
Number of potentials per tier	1	Levels cross-connected internally	No
PE connection	No	Rail	TS 35

Additional technical data

Open sides	right	Type of mounting	Snap-on
------------	-------	------------------	---------

CSA rating data

Certificate No. (CSA)	200039-70001233	Current size B (CSA)	20 A
Current size C (CSA)	20 A	Current size D (CSA)	10 A
Voltage size B (CSA)	300 V	Voltage size C (CSA)	300 V
Voltage size D (CSA)	300 V	Wire cross section max. (CSA)	12 AWG
Wire cross section min. (CSA)	26 AWG		

WDT 2.5/2

Weidmüller Interface GmbH & Co. KG

Klingenbergstraße 26

D-32758 Detmold

Germany

www.weidmueller.com

Technical data

Conductors for clamping (rated connection)

Blade size	0.6 x 3.5 mm	Clamping range, max.	4 mm ²
Clamping range, min.	0.13 mm ²	Clamping screw	M 2.5
Connection cross-section, stranded, max.	4 mm ²	Connection cross-section, stranded, min.	1.5 mm ²
Connection direction	on side	Gauge to IEC 60947-1	A4
Number of connections	2	Stripping length	7 mm
Tightening torque, max.	0.6 Nm	Tightening torque, min.	0.4 Nm
Type of connection	Screw connection	Type of connection 2	Plug-in connection
Wire connection cross section AWG, max.	AWG 12	Wire connection cross section AWG, min.	AWG 26
Wire connection cross section, finely stranded, max.	4 mm ²	Wire connection cross section, finely stranded, min.	0.5 mm ²
Wire connection cross-section, finely stranded with wire-end ferrules DIN 46228/1, max.	2.5 mm ²	Wire connection cross-section, finely stranded with wire-end ferrules DIN 46228/1, min.	0.5 mm ²
Wire connection cross-section, finely stranded with wire-end ferrules DIN 46228/4, max.	2.5 mm ²	Wire connection cross-section, finely stranded with wire-end ferrules DIN 46228/4, min.	0.5 mm ²
Wire connection cross-section, solid core, max.	4 mm ²	Wire connection cross-section, solid core, min.	0.5 mm ²

General

Rail	TS 35	Standards	IEC 60947-7-1, IEC 61984
Wire connection cross section AWG, max.	AWG 12	Wire connection cross section AWG, min.	AWG 26

Rating data

Rated cross-section	2.5 mm ²	Rated voltage	500 V
Rated DC voltage	500 V	Rated current	24 A
Current at maximum wires	27 A	Standards	IEC 60947-7-1, IEC 61984
Volume resistance according to IEC 60947-7-x	1.33 mΩ	Rated impulse withstand voltage	6 kV
Power loss in accordance with IEC 60947-7-x	0.77 W	Pollution severity	3

UL rating data

Certificate No. (cURus)	E60693	Conductor size Factory wiring max. (cURus)	12 AWG
Conductor size Factory wiring min. (cURus)	26 AWG	Conductor size Field wiring max. (cURus)	12 AWG
Conductor size Field wiring min. (cURus)	26 AWG	Current size B (cURus)	20 A
Current size C (cURus)	20 A	Current size D (cURus)	10 A
Voltage size B (cURus)	300 V	Voltage size C (cURus)	300 V
Voltage size D (cURus)	300 V		

Classifications

ETIM 6.0	EC000897	ETIM 7.0	EC000897
ETIM 8.0	EC000897	ETIM 9.0	EC000897
ECLASS 9.0	27-14-11-20	ECLASS 9.1	27-14-11-20
ECLASS 10.0	27-14-11-20	ECLASS 11.0	27-14-11-20
ECLASS 12.0	27-14-11-20	ECLASS 13.0	27-25-01-02

WDT 2.5/2

Weidmüller Interface GmbH & Co. KG

Klingenbergstraße 26

D-32758 Detmold

Germany

www.weidmueller.com

Technical data

Approvals

Approvals



ROHS	Conform
UL File Number Search	UL Website
Certificate No. (cURus)	E60693

Downloads

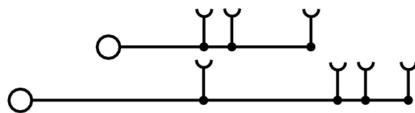
Approval/Certificate/Document of Conformity	CE Declaration of Conformity UKCA declaration of conformity Confirmation of Standards EN 45545-2_2020-10
Engineering Data	CAD data – STEP
Engineering Data	Zuken E3.S
User Documentation	StorageConditionsTerminalBlocks
Catalogues	Catalogues in PDF-format
Brochures	

WDT 2.5/2

Weidmüller Interface GmbH & Co. KG
Klingenbergstraße 26
D-32758 Detmold
Germany

www.weidmueller.com

Drawings



WDT 2.5/2

Weidmüller Interface GmbH & Co. KG

Klingenbergstraße 26

D-32758 Detmold

Germany

www.weidmueller.com

Accessories

2.5 mm²

2.5
mm²

End plates are fitted to the open side of the last modular terminal before the end bracket. The use of an end plate ensures the function of the modular terminal and the specified rated voltage. It guarantees protection against contact with live parts and makes the final terminal finger-proof.

General ordering data

Type	WAP WDT 2.5/2	Version
Order No.	1305260000	End plate (terminals), 83.75 mm x 1.5 mm, dark beige
GTIN (EAN)	4050118104493	
Qty.	50 pc(s).	

W-Series



W
Series

Weidmüller's range of products includes end brackets that guarantee a permanent, reliable mounting on the terminal rail and prevent sliding. Versions with and without screws are available. The end brackets include marking options, also for group markers, and also a test plug holder.

General ordering data

Type	WEW 35/2	Version
Order No.	1061200000	End bracket, Wemid, dark beige, Rail: TS 35, when screwed in
GTIN (EAN)	4008190030230	
Qty.	50 pc(s).	

WDT 2.5/2

Weidmüller Interface GmbH & Co. KG

Klingenbergstraße 26

D-32758 Detmold

Germany

www.weidmueller.com

Accessories

Locking elements



The plugs can be securely and easily fixed to the base terminal by using a locking element. The locking element avoids an unintentional disconnection of the plugs from the base terminal and ensures maximum safety.

General ordering data

Type	ZVR ZP2.5	Version
Order No.	1816130000	Z-series, Locking clips, yellow, 3.9 mm
GTIN (EAN)	4032248370702	
Qty.	25 pc(s).	

Marker holder



The marker holder offers the possibility of additional mounting of standard markers with a pitch of 5 or 5.1 mm. The angled holders can be optionally snapped together and could be mounted in all standard marking channels of the Klippon® Connect modular terminal blocks. Fitting marker types could be found under the respective accessories of the designation marking holder.

General ordering data

Type	BZT 1 WS 10/5	Version
Order No.	1805490000	Accessories, Marker holder
GTIN (EAN)	4032248270231	
Qty.	100 pc(s).	

Type	BZT 1 ZA WS 10/5	Version
Order No.	1805520000	Accessories, Marker holder
GTIN (EAN)	4032248270248	
Qty.	100 pc(s).	

WDT 2.5/2

Weidmüller Interface GmbH & Co. KG


Klingenbergstraße 26

D-32758 Detmold

Germany

www.weidmueller.com

Accessories

2.5 mm²


2.5
mm²

The plug-in cross-connections feature easy handling and quick installation. This saves a great deal of time during installation in comparison with screwed solutions.

General ordering data

Type	ZQV 2.5N/5 GE	Version
Order No.	1693830000	W-Series, Cross-connector, 24 A
GTIN (EAN)	4008190883669	
Qty.	20 pc(s).	
Type	ZQV 2.5N/2 GE	Version
Order No.	1693800000	W-Series, Cross-connector, 24 A
GTIN (EAN)	4008190883621	
Qty.	60 pc(s).	
Type	ZQV 2.5N/7 GE	Version
Order No.	1693850000	W-Series, Cross-connector, 24 A
GTIN (EAN)	4008190883683	
Qty.	20 pc(s).	
Type	ZQV 2.5N/3 GE	Version
Order No.	1693810000	W-Series, Cross-connector, 24 A
GTIN (EAN)	4008190883645	
Qty.	60 pc(s).	
Type	ZQV 2.5N/8 GE	Version
Order No.	1693860000	W-Series, Cross-connector, 24 A
GTIN (EAN)	4008190883690	
Qty.	20 pc(s).	
Type	ZQV 2.5N/9 GE	Version
Order No.	1693870000	W-Series, Cross-connector, 24 A
GTIN (EAN)	4008190883706	
Qty.	20 pc(s).	
Type	ZQV 2.5N/10 GE	Version
Order No.	1693880000	W-Series, Cross-connector, 24 A
GTIN (EAN)	4008190883720	
Qty.	20 pc(s).	
Type	ZQV 2.5N/6 GE	Version
Order No.	1693840000	W-Series, Cross-connector, 24 A
GTIN (EAN)	4008190883676	
Qty.	20 pc(s).	
Type	ZQV 2.5N/20 GE	Version
Order No.	1909000000	W-Series, Cross-connector, 24 A
GTIN (EAN)	4032248535613	
Qty.	20 pc(s).	

WDT 2.5/2**Weidmüller Interface GmbH & Co. KG**

Klingenbergstraße 26

D-32758 Detmold

Germany

www.weidmueller.com**Accessories**

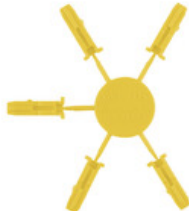
Type	ZQV 2.5N/4 GE	Version
Order No.	1693820000	W-Series, Cross-connector, 24 A
GTIN (EAN)	4008190883652	
Qty.	60 pc(s).	

Vertical cross-connections

A vertical connector allows to connect the two tiers of a terminal block. This allows the potential to be multiplied on several levels on a multi-tier terminal block.

General ordering data

Type	ZVQ 2.5/1.5	Version
Order No.	1720700000	Accessories, Cross-connector, 24 A
GTIN (EAN)	4008190374006	
Qty.	50 pc(s).	

Coding elements

Through the use of coding pins, individual coding options ensure trouble-free plug-in connection.

General ordering data

Type	KOSF ZT2.5	Version
Order No.	1816150000	Z-series, Coding element, yellow, 2.9 mm
GTIN (EAN)	4032248370726	
Qty.	50 pc(s).	

WDT 2.5/2

Weidmüller Interface GmbH & Co. KG

Klingenbergstraße 26

D-32758 Detmold

Germany

www.weidmueller.com

Accessories

Slotted screwdriver



Slotted screwdriver with rounded blade SD DIN 5265, ISO 2380/2, output to DIN 5264, ISO 2380/1. ChromTop tip, SoftFinish grip

General ordering data

Type	SDS 0.6X3.5X100	Version
Order No.	9008330000	Screwdriver, Screwdriver
GTIN (EAN)	4032248056286	
Qty.	1 pc(s).	

2.5 mm²

2.5
mm²

The plugs for our WeiCoS-System are available for all different connection systems. The product range includes preassembled connectors from 1 to 10 poles and the possibility of an individual assembly. This ensures maximum flexibility for every application. The customized accessories increase the safety and protection against environmental influences.

General ordering data

Type	WP 2.5/1AN/1	Version
Order No.	1305270000	Plug (terminal), Screw connection, 2.5 mm ² , 500 V, 24 A, Number of poles: 1, dark beige
GTIN (EAN)	4050118104547	
Qty.	50 pc(s).	
Type	WP 2.5/1AN/10	Version
Order No.	1305280000	Plug (terminal), Screw connection, 2.5 mm ² , 500 V, 24 A, Number of poles: 10, dark beige
GTIN (EAN)	4050118104530	
Qty.	50 pc(s).	

WDT 2.5/2

Weidmüller Interface GmbH & Co. KG

Klingenbergstraße 26

D-32758 Detmold

Germany

www.weidmueller.com

Accessories

Blank



The Dekafix (DEK) marker is the universal marker for all conductor and plug-in connectors as well as for electronic sub-assemblies. The system is ideal for short number sequences and covers a wide range of ready-printed markers.

Strips for fast installation in only one work step. The printing is easy to read, rich in contrast and available in various widths.

- Large range of ready-to-use markers
- Strips for fast installation
- Terminal markers, suitable for all Weidmüller cable connectors
- Available as blank MultiCard or with standard printing

For custom printing: Please send us a file of our labeling software M-Print PRO or M-Print PRO Online (without installation) for your labeling specifications.

General ordering data

Type	DEK 5/5 MC NE WS	Version
Order No.	1609801044	Dekafix, Terminal marker, 5 x 5 mm, Pitch in mm (P): 5.00
GTIN (EAN)	4008190397111	Weidmueller, white
Qty.	1,000 pc(s).	

Strain reliefs



The strain relief protects the contact against mechanical stress and protects the connector against inadvertent release from the contact point.

General ordering data

Type	ZZE ZP2.5	Version
Order No.	1816140000	Z-series, Strain relief, yellow, 9.9 mm
GTIN (EAN)	4032248370719	
Qty.	25 pc(s).	

WDT 2.5/2

Weidmüller Interface GmbH & Co. KG

Klingenbergstraße 26

D-32758 Detmold

Germany

www.weidmueller.com

Accessories

Blank



WS markers are the perfect match for the W-series connectors. Thanks to their system compatibility, the WS tags can also be used with the I-series and the Z-series. The large marking surfaces do not only permit long character strings but also multi-line text. WS markers are ideal for labels with long, customised character strings. Thanks to the proven MultiCard format, printing with PrintJet CONNECT oder/or Plotter is possible.

- Can be fitted in strips or individually
- Markers in proven MultiCard format

For custom printing: Please send us a file of our labeling software M-Print PRO or M-Print PRO Online (without installation) for your labeling specifications.

General ordering data

Type	WS 10/5 MC NE WS	Version
Order No.	1635000000	WS, Terminal marker, 10 x 5 mm, Pitch in mm (P): 5.00 Weidmueller,
GTIN (EAN)	4008190261948	Allen-Bradley, white
Qty.	720 pc(s).	