

**WGK 4/Z BK BX****Weidmüller Interface GmbH & Co. KG**

Klingenbergstraße 26

D-32758 Detmold

Germany

[www.weidmueller.com](http://www.weidmueller.com)

The WGK finger-proof-insulated enclosures are especially suitable as industrial electronic enclosures for frequency converters, power supplies or filter components which offer a convenient and reliable form of connection internally and externally. To match the wire guides to the installation requirements in the best possible way, Weidmüller offers two versions with horizontal (WGK) and vertical (WGKV) outlet directions.

**General ordering data**

Version	OMNIMATE Power - series WGK, Feed-through terminal, Rated cross-section: 4 mm <sup>2</sup> , Screw connection, Wemid (PA), black, Direct mounting, Feed-through (bushing)
Order No.	<a href="#">1250940000</a>
Type	WGK 4/Z BK BX
GTIN (EAN)	4050118042528
Qty.	50 pc(s).
Product data	IEC: 500 V / 32 A / 0.5 - 6 mm <sup>2</sup> UL: 300 V / 30 A / AWG 30 - AWG 10
Packaging	Box

Creation date May 3, 2024 7:24:09 PM CEST

Catalogue status 20.04.2024 / We reserve the right to make technical changes.

## WGK 4/Z BK BX

Weidmüller Interface GmbH &amp; Co. KG

Klingenbergstraße 26

D-32758 Detmold

Germany

www.weidmueller.com

## Technical data

## Dimensions and weights

Height	21.5 mm	Height (inches)	0.846 inch
Height of lowest version	21.5 mm	Width	8.1 mm
Width (inches)	0.319 inch	Length	35.5 mm
Length (inches)	1.398 inch	Net weight	8.4 g

## System parameters

Product family	OMNIMATE Power - series WGK	Wire connection method	Screw connection
Conductor outlet direction	180°	Number of poles	1
Fitted by customer	Yes	Screwdriver blade	0.6 x 3.5
Tightening torque, min.	0.6 Nm	Tightening torque, max.	0.8 Nm
Clamping screw	M 3	Stripping length	8 mm
Touch-safe protection acc. to DIN VDE 0470	IP 20	Protection degree	IP20

## Material data

Insulating material	Wemid (PA)	Colour	black
Colour chart (similar)	RAL 9011	UL 94 flammability rating	V-0
Contact material	Cu-alloy	Contact surface	tinned
Storage temperature, min.	-40 °C	Storage temperature, max.	70 °C
Operating temperature, min.	-50 °C	Operating temperature, max.	120 °C
Temperature range, installation, min.	-25 °C	Temperature range, installation, max.	120 °C

## Conductors suitable for connection

Clamping range, min.	0.5 mm²			
Clamping range, max.	6 mm²			
Wire connection cross section AWG, min.	AWG 30			
Wire connection cross section AWG, max.	AWG 10			
Solid, min. H05(07) V-U	0.5 mm²			
Solid, max. H05(07) V-U	6 mm²			
Flexible, min. H05(07) V-K	0.5 mm²			
Flexible, max. H05(07) V-K	4 mm²			
w. wire end ferrule, DIN 46228 pt 1, min.	0.5 mm²			
w. wire end ferrule, DIN 46228 pt 1, max.	4 mm²			
Clampable conductor	Cross-section for conductor connection	Type	fine-wired	
		nominal	1.5 mm²	
	wire end ferrule	Stripping length	nominal	7 mm
		Recommended wire-end ferrule	<a href="#">H1.5/7</a>	
	Cross-section for conductor connection	Type	fine-wired	
		nominal	2.5 mm²	
	wire end ferrule	Stripping length	nominal	7 mm
		Recommended wire-end ferrule	<a href="#">H2.5/7</a>	
Reference text	Length of ferrules is to be chosen depending on the product and the rated voltage., The outside diameter of the plastic collar should not be larger than the pitch (P)			

## WGK 4/Z BK BX

Weidmüller Interface GmbH &amp; Co. KG

Klingenbergstraße 26

D-32758 Detmold

Germany

www.weidmueller.com

## Technical data

## Rated data acc. to IEC

tested acc. to standard	IEC 60664-1	Rated current, min. number of poles (Tu=20°C)	32 A
Rated current, max. number of poles (Tu=20°C)	32 A	Rated voltage for surge voltage class / pollution degree III/3	500 V
Rated impulse voltage for surge voltage class/ contamination degree III/3	6 kV		

## Rated data acc. to CSA

Rated voltage (Use group B / CSA)	300 V	Rated voltage (Use group C / CSA)	300 V
Rated voltage (Use group D / CSA)	300 V	Rated current (Use group B / CSA)	30 A
Rated current (Use group C / CSA)	30 A	Rated current (Use group D / CSA)	10 A
Wire cross-section, AWG, min.	AWG 30	Wire cross-section, AWG, max.	AWG 10

## Rated data acc. to UL 1059

Rated voltage (Use group B / UL 1059)	300 V	Rated voltage (Use group C / UL 1059)	300 V
Rated voltage (Use group D / UL 1059)	300 V	Rated current (Use group B / UL 1059)	30 A
Rated current (Use group C / UL 1059)	30 A	Rated current (Use group D / UL 1059)	10 A
Wire cross-section, AWG, min.	AWG 30	Wire cross-section, AWG, max.	AWG 10

## Packing

Packaging	Box	VPE length	155 mm
VPE width	86 mm	VPE height	84 mm

## Classifications

ETIM 6.0	EC001283	ETIM 7.0	EC001283
ETIM 8.0	EC001283	ETIM 9.0	EC001283
ECLASS 9.0	27-14-11-34	ECLASS 9.1	27-14-11-34
ECLASS 10.0	27-14-11-34	ECLASS 11.0	27-14-11-34
ECLASS 12.0	27-14-11-34	ECLASS 13.0	27-14-11-34

## WGK 4/Z BK BX

Weidmüller Interface GmbH &amp; Co. KG

Klingenbergstraße 26

D-32758 Detmold

Germany

www.weidmueller.com

## Technical data

## Important note

## Notes

- Clearance and creepage distances to other components must be devised in accordance with the relevant application standard. This can be achieved in the device by full encapsulation or by the use of additional spacer plates.
- Rated data refer only to the component itself. Clearance and creepage distances to other components are to be designed in accordance with the relevant application standards.
- Colours: SW = black; GN/YL = green/yellow; GY = grey
- Additional variants on request
- WGK: Rated voltage plastic walls: 1 - 4 mm = 500 V; metal walls: 1 - 2.5 mm = 400 V; metal walls: 2.5 - 4 mm = 250 V
- WGKV: Rated voltage plastic walls: 1 - 4 mm = 400 V; metal walls: 1 - 2.5 mm = 400 V; metal walls: 2.5 - 4 mm = 250 V
- VWGK: Rated voltage plastic walls: 1 - 4 mm = 500 V; metal walls: 1 - 4 mm = 500 V
- Long term storage of the product with average temperature of 50 °C and maximum humidity 70%, 36 months

## Approvals

ROHS

Conform

## Downloads

Approval/Certificate/Document of Conformity

[Declaration of the Manufacturer](#)

Engineering Data

[CAD data – STEP](#)

Product Change Notification

[Modification of the clamping yoke on product families LM 5.0x, LL 5.0x, LL 6.35, LL 9.52 and WGK 4](#)

Catalogues

[Catalogues in PDF-format](#)

Brochures

[FL DRIVES EN](#)  
[MB DEVICE MANUF. EN](#)  
[FL DRIVES DE](#)  
[FL\\_BASE\\_STATION\\_EN](#)  
[FL ELEVATOR EN](#)  
[FL POWER SUPPLY EN](#)  
[FL 72H SAMPLE SER EN](#)  
[PO OMNIMATE EN](#)  
[PO OMNIMATE EN](#)

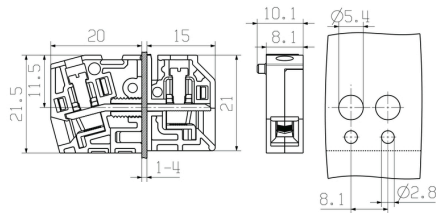
## WGK 4/Z BK BX

**Weidmüller Interface GmbH & Co. KG**  
Klingenbergstraße 26  
D-32758 Detmold  
Germany

[www.weidmueller.com](http://www.weidmueller.com)

# Drawings

## Dimensional drawing



## Graph

## Graph

**WGK 4/Z BK BX****Weidmüller Interface GmbH & Co. KG**

Klingenbergstraße 26

D-32758 Detmold

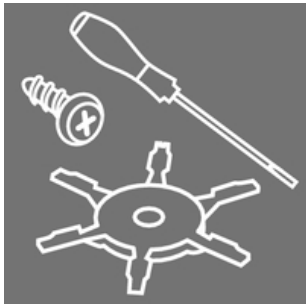
Germany

[www.weidmueller.com](http://www.weidmueller.com)**Accessories****Slotted screwdriver**

VDE insulated slot-head screwdriver, SDI DIN 7437, ISO 2380/2, drive output acc. to DIN 5264, ISO 2380/1. SoftFinish grip

**General ordering data**

Type	SDIS 0.6X3.5X100	Version
Order No.	<a href="#">2749810000</a>	Screwdriver, Blade width (B): 3.5 mm, Blade length: 100 mm, Blade
GTIN (EAN)	4050118897012	thickness (A): 0.6 mm
Qty.	1 pc(s).	

**Accessories**

**Integrate, expand and customise: the perfect supplement to every application.**

Universal system accessories enable easy adaptation of the interfaces to fulfil specific requirements for the relevant application.

**General ordering data**

Type	DP WGK 4 GY BX	Version	Product data
Order No.	<a href="#">1936450000</a>	OMNIMATE Power - series WGK, Feed-through terminal	UL:
GTIN (EAN)	4032248780624		
Qty.	50 pc(s).		

**WGK 4/Z BK BX****Weidmüller Interface GmbH & Co. KG**

Klingenbergstraße 26

D-32758 Detmold

Germany

[www.weidmueller.com](http://www.weidmueller.com)**Accessories****Blank**

The Dekafix (DEK) marker is the universal marker for all conductor and plug-in connectors as well as for electronic sub-assemblies. The system is ideal for short number sequences and covers a wide range of ready-printed markers.

Strips for fast installation in only one work step. The printing is easy to read, rich in contrast and available in various widths.

- Large range of ready-to-use markers
- Strips for fast installation
- Terminal markers, suitable for all Weidmüller cable connectors
- Available as blank MultiCard or with standard printing

**For custom printing:** Please send us a file of our labeling software M-Print PRO or M-Print PRO Online (without installation) for your labeling specifications.

**General ordering data**

Type	DEK 5/5 MC NE WS	Version
Order No.	<a href="#">1609801044</a>	Dekafix, Terminal marker, 5 x 5 mm, Pitch in mm (P): 5.00
GTIN (EAN)	4008190397111	Weidmueller, white
Qty.	1,000 pc(s).	

**Blank**

The Dekafix (DEK) marker is the universal marker for all conductor and plug-in connectors as well as for electronic sub-assemblies. The system is ideal for short number sequences and covers a wide range of ready-printed markers.

Strips for fast installation in only one work step. The printing is easy to read, rich in contrast and available in various widths.

- Large range of ready-to-use markers
- Strips for fast installation
- Terminal markers, suitable for all Weidmüller cable connectors
- Available as blank MultiCard or with standard printing

**For custom printing:** Please send us a file of our labeling software M-Print PRO or M-Print PRO Online (without installation) for your labeling specifications.

**General ordering data**

Type	DEK 5/6 MC NE WS	Version
Order No.	<a href="#">1609820000</a>	Dekafix, Terminal marker, 5 x 6 mm, Pitch in mm (P): 6.00
GTIN (EAN)	4008190203436	Weidmueller, white
Qty.	1,000 pc(s).	

## WGK 4/Z BK BX

Weidmüller Interface GmbH &amp; Co. KG

Klingenbergstraße 26

D-32758 Detmold

Germany

[www.weidmueller.com](http://www.weidmueller.com)

## Accessories

## Blank



The Dekafix (DEK) marker is the universal marker for all conductor and plug-in connectors as well as for electronic sub-assemblies. The system is ideal for short number sequences and covers a wide range of ready-printed markers.

Strips for fast installation in only one work step. The printing is easy to read, rich in contrast and available in various widths.

- Large range of ready-to-use markers
- Strips for fast installation
- Terminal markers, suitable for all Weidmüller cable connectors
- Available as blank MultiCard or with standard printing

**For custom printing:** Please send us a file of our labeling software M-Print PRO or M-Print PRO Online (without installation) for your labeling specifications.

## General ordering data

Type	DEK 5/8 MC NE WS	Version
Order No.	<a href="#">1856740000</a>	Dekafix, Terminal marker, 5 x 8 mm, Pitch in mm (P): 8.00
GTIN (EAN)	4032248400850	Weidmueller, white
Qty.	800 pc(s).	



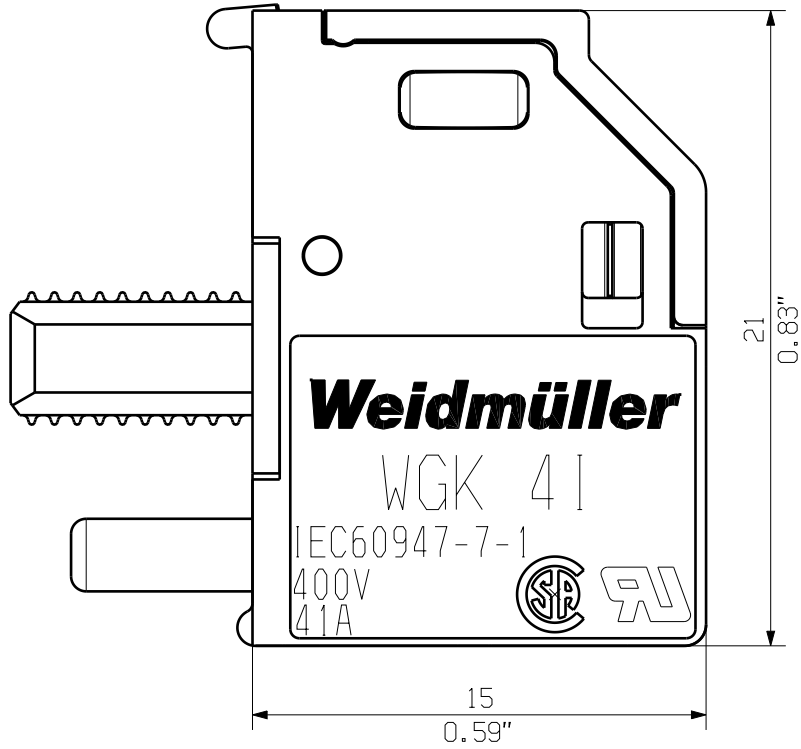
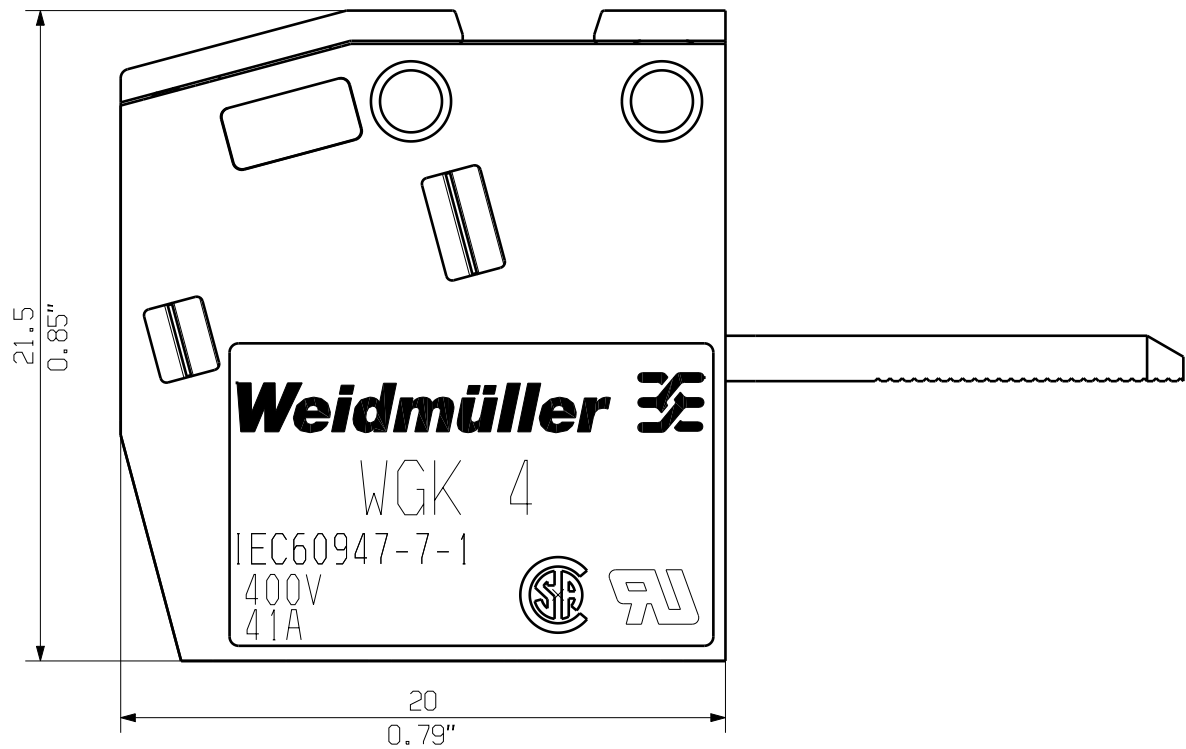
The reproduction, distribution and utilization of this document as well as the communication of its contents to others without explicit authorization is prohibited. Offenders will be held liable for the payment of damages. Weidmueller exclusively reserves the right to file for patents, utility models or designs.

© Weidmueller Interface GmbH & Co. KG


Dimensions without tolerances are no check dimensions

The English version is binding

03



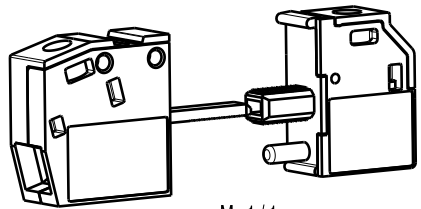
WGK4/Z...







WGK4...

KUNDENZEICHUNG  
CUSTOMER DRAWING

rated data  
rated cross-section 4 mm<sup>2</sup>  
rated current 41A  
rated voltage 400V



M 1/1

GENERAL TOLERANCE: DIN ISO 2768-m		91733/5		01	<b>Weidmüller</b> 	Cat.no.: .	
		21.03.17 MA_J				<b>C 39513</b> 	
	Max. nos.	Modification		Drawing no.		Issue no.	
				Sheet 01		of 01	sheets
			Date	Name	<b>WGK 4...</b> Durchf_ungsklemme Feed-Through Terminal		
		Drawn	03.11.2006	SHI_S			
		Responsible		MA_J			
		Checked	21.03.2017	ZHOU_N			
Scale: 4/1		Approved		XU_S	Product file: WGK 4		
Supersedes: .					5250		