

**PWR276048L****Weidmüller Interface GmbH & Co. KG**

Klingenbergstraße 26

D-32758 Detmold

Germany

[www.weidmueller.com](http://www.weidmueller.com)**Product image**

Similar to illustration

Our small industrial contactors of the PWR are particularly suitable for switching larger load currents.

- 1 NO contact (30 A) and 2 NO contacts (25 A)
- AgSnO Contact material
- Double contact to increase contact opening
- Direct mounting on DIN rail TS35
- With integrated status LED

**General ordering data**

|            |  |
|------------|--|
| Version    | D-SERIES PWR, Relay module, Number of contacts: 2, NO contact AgSnO, Rated control voltage: 48 V DC, Continuous current: 25 A, Screw connection, Test button available: No |
| Order No.  | <a href="#">1219560000</a>   |
| Type       | PWR276048L   |
| GTIN (EAN) | 4032248999057  |
| Qty.       | 10 pc(s).  |

PWR276048L

Weidmüller Interface GmbH &amp; Co. KG

Klingenbergstraße 26

D-32758 Detmold

Germany

www.weidmueller.com

## Technical data

### Dimensions and weights

|            |         |                 |            |
|------------|---------|-----------------|------------|
| Depth      | 55 mm   | Depth (inches)  | 2.165 inch |
| Height     | 34 mm   | Height (inches) | 1.339 inch |
| Width      | 50.5 mm | Width (inches)  | 1.988 inch |
| Net weight | 120 g   |                 |            |

### Temperatures

|                     |  |                       |                |
|---------------------|--|-----------------------|----------------|
| Storage temperature | -25 °C...55 °C                           | Operating temperature | -25 °C...55 °C |
| Humidity            | 35...85 % rel. humidity, no condensation |                       |                |

### Rated data UL

|                         |         |
|-------------------------|---------|
| Certificate No. (cURus) | E312083 |
|-------------------------|---------|

### Control side

|                       |         |                  |                        |
|-----------------------|---------|------------------|------------------------|
| Rated control voltage | 48 V DC | Rated current DC | 39.3 mA                |
| Power rating          | 1.9 W   | Coil resistance  | 1220 $\Omega \pm 10\%$ |
| Coil tolerance        | 10 %    | Status indicator | Green LED              |

### Load side

|   |                      |   |               |
|---|----------------------|---|---------------|
| Rated switching voltage                 | 277 V AC             | Continuous current                      | 25 A          |
| Max. switching frequency at rated load  | 0.1 Hz               | Inrush current                          | 120 A / 50 ms |
| AC switching capacity (resistive), max. | 6900 VA              | DC switching capacity (resistive), max. | 600 W @ 24 V  |
| Switch-on delay                         | < 30 ms              | Switch-off delay                        | < 30 ms       |
| Contact type                            | 2 NO contact (AgSnO) | Min. switching power                    | 100 mA @ 12 V |

### General data

|                                      |                          |                        |
|--------------------------------------|--------------------------|------------------------|
| Rail                                 | TS 35                    |                        |
| Test button available                | No                       |                        |
| Mechanical switch position indicator | No                       |                        |
| Colour                               | beige                    |                        |
| UL94 flammability rating component   | Component                | Relay test button      |
|                                      | UL94 flammability rating | HB                     |
|                                      | Component                | Relay status indicator |
|                                      | UL94 flammability rating | HB                     |
|                                      | Component                | Relay baseplate        |
|                                      | UL94 flammability rating | V-0                    |
|                                      | Component                | Relay cover            |
|                                      | UL94 flammability rating | V-2                    |

### Insulation coordination

|   |                             |  |                             |
|---|-----------------------------|--|-----------------------------|
| Rated voltage   | 250 V                       | Pollution severity                               | 3                           |
| Surge voltage category  | III                         | Insulating material group                        | IIIa                        |
| Clearance and creepage distances for control side - load side | $\geq 5.5$ mm               | Dielectric strength for control side - load side | 4 kV <sub>eff</sub> / 1 min |
| Dielectric strength of neighbouring contacts                  | 2 kV <sub>eff</sub> / 1 min | Dielectric strength of open contact              | 2 kV <sub>eff</sub> / 1 min |
| Impulse withstand voltage                                     | 6 kV (1.2/50 $\mu$ s)       | Protection degree                                | IP10                        |

PWR276048L

Weidmüller Interface GmbH &amp; Co. KG

Klingenbergstraße 26

D-32758 Detmold

Germany

www.weidmueller.com

## Technical data

## Further details of approvals / standards

Certificate No. (cURus) E312083

## Connection data (control side)

|   |                     |   |                     |
|---|---------------------|---|---------------------|
| Wire connection method (control side)               | Screw connection    | Min. rated connection clamping range (control side) | 0.5 mm <sup>2</sup> |
| Max. rated connection clamping range (control side) | 2.5 mm <sup>2</sup> | Min. tightening torque (control side)               | 0.5 Nm              |
| Max. tightening torque (control side)               | 1.2 Nm              | Blade size (control side)                           | Gr. PH2             |

## Connection data (load side)

|  |                   |  |                     |
|--|-------------------|--|---------------------|
| Wire connection method (load side)               | Screw connection  | Min. rated connection clamping range (load side) | 0.5 mm <sup>2</sup> |
| Max. rated connection clamping range (load side) | 4 mm <sup>2</sup> | Min. tightening torque (load side)               | 0.5 Nm              |
| Max. tightening torque (load side)               | 1.2 Nm            | Blade size (load side)                           | Gr. PH2             |

## Connection data

Wire connection method Screw connection

## Classifications

|             |             |             |             |
|-------------|-------------|-------------|-------------|
| ETIM 6.0    | EC001437    | ETIM 7.0    | EC001437    |
| ETIM 8.0    | EC001437    | ETIM 9.0    | EC001437    |
| ECLASS 9.0  | 27-37-16-01 | ECLASS 9.1  | 27-37-16-01 |
| ECLASS 10.0 | 27-37-16-01 | ECLASS 11.0 | 27-37-16-01 |
| ECLASS 12.0 | 27-37-16-01 | ECLASS 13.0 | 27-37-16-01 |

## Environmental Product Compliance

REACH SVHC Lead 7439-92-1

## Approvals

Approvals



|                         |            |
|-------------------------|------------|
| ROHS                    | Conform    |
| UL File Number Search   | UL Website |
| Certificate No. (cURus) | E312083    |

## Downloads

|   |   |
|---|---|
| Approval/Certificate/Document of Conformity | <a href="#">EU Konformitätserklärung / EU Declaration of Conformity</a> |
| Engineering Data                            | <a href="#">CAD data – STEP</a>   |
| User Documentation                          | <a href="#">FL_D-SERIES_PWR2NO_LOAD_GUIDE</a>                           |
| Catalogues                                  | <a href="#">Catalogues in PDF-format</a>                                |
| Brochures                                   |   |

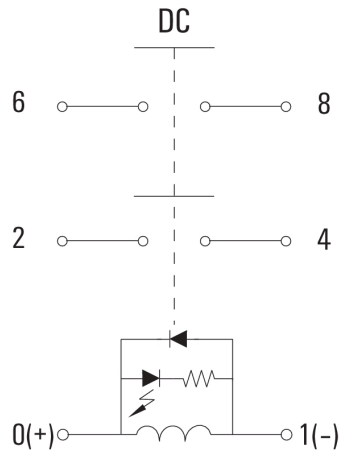
## PWR276048L

**Weidmüller Interface GmbH & Co. KG**  
 Klingenbergstraße 26  
 D-32758 Detmold  
 Germany

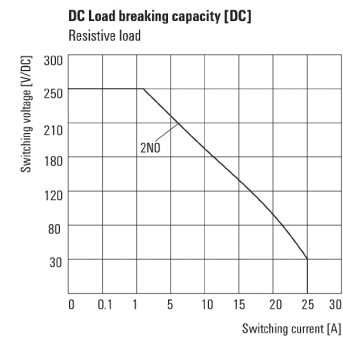
[www.weidmueller.com](http://www.weidmueller.com)

## Drawings

## Wiring diagram

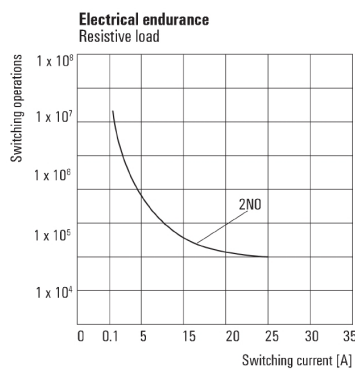


## Graph



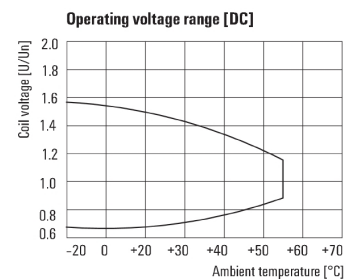
DC load limit curve  
Resistive load

## Graph



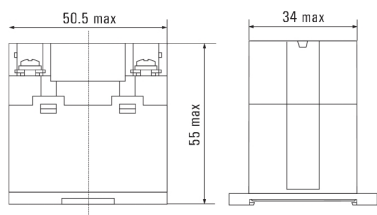
Electrical service life  
Resistive load

## Graph



DC operational voltage range

## Dimensional drawing



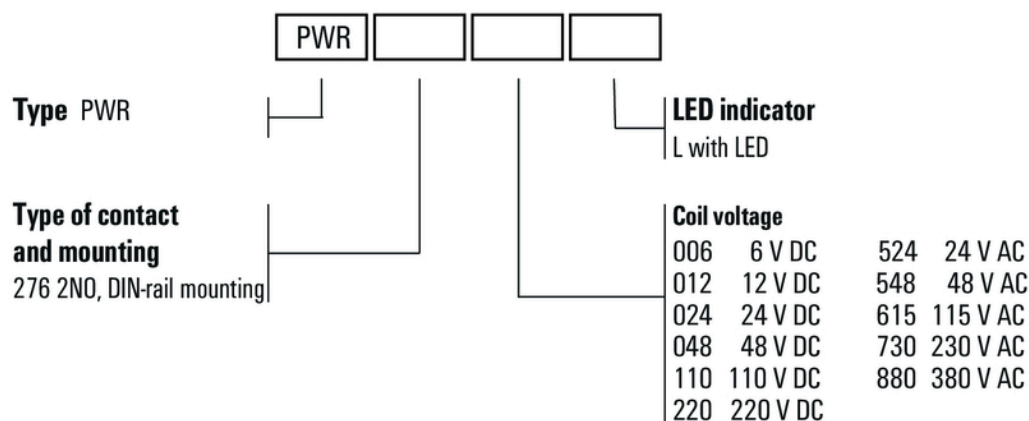
**PWR276048L**

**Weidmüller Interface GmbH & Co. KG**  
Klingenbergstraße 26  
D-32758 Detmold  
Germany

[www.weidmueller.com](http://www.weidmueller.com)

## Drawings

## Miscellaneous



Type codes