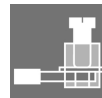
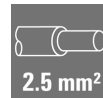


HDC HE 6 FS**Weidmüller Interface GmbH & Co. KG**

Klingenbergstraße 26

D-32758 Detmold

Germany

www.weidmueller.com

For the screw connection, the wire connection level is designed as a screw element. All screw connections are equipped with a wire protection spring (with the exception of size 1).

Number of poles: **6**

Rated current: **24 A**

Rated voltage: **500 V**

Nominal voltage acc. to UL/CSA: **600 V AC/DC**

Screw connection

General ordering data

Version	HDC insert, Female, 500 V, 24 A, Number of poles: 6, Screw connection, Size: 3
Order No.	1200200000
Type	HDC HE 6 FS
GTIN (EAN)	4008190140021
Qty.	1 pc(s).

HDC HE 6 FS

Weidmüller Interface GmbH & Co. KG

Klingenbergstraße 26

D-32758 Detmold

Germany

www.weidmueller.com

Technical data

Dimensions and weights

Depth	51 mm	Depth (inches)	2.008 inch
Height	35.2 mm	Height (inches)	1.386 inch
Width	34 mm	Width (inches)	1.339 inch
Net weight	50 g		

Temperatures

Limit temperature	-40 °C ... 125 °C
-------------------	-------------------

Dimensions

Height of socket	35.2 mm	Total length base	51 mm
Width	34 mm		

General data

BG	3	Colour	beige
Conductor cross-section	2.5 mm ²	Free from halogens	true
Insulating material	PC glass-fibre reinforced (UL-listed and railway-certified)	Insulating material group	IIIa
Insulation strength	10 ¹⁰ Ω	Low smoke acc. DIN EN 45545-2	Yes
Material	Copper alloy	Max. torque for main contact	0.55 Nm
Min. torque for main contact	0.5 Nm	Number of poles	6
Plugging cycles, silver	≥ 500	Pollution severity	3
Rated current (DIN EN 61984)	24 A	Rated impulse voltage (DIN EN 61984)	6 kV
Rated voltage (DIN EN 61984)	500 V	Rated voltage according to UL/CSA	600 V AC/DC
Series	HE	Size	3
Surface finish	Silver passivated	Type	Female
Type of connection	Screw connection	UL 94 flammability rating	V-0
Volume resistance	≤2 mΩ		

Connection data PE

Blade size, slotted (PE connection)	SD 0.8 x 4.0	Connection type PE	Screw connection
Fixing screw	M 4	Rated cross-section	4 mm ²
Stripping length PE connection	10 mm	Tightening torque, max. PE connection	1.5 Nm
Tightening torque, min. PE connection	1.2 Nm	Wire cross section, AWG (PE), max.	AWG 12
Wire cross section, AWG (PE), min.	AWG 20		

HDC HE 6 FS

Weidmüller Interface GmbH & Co. KG

Klingenbergstraße 26

D-32758 Detmold

Germany

www.weidmueller.com

Technical data

Version

BG	3	Blade size	size PH1
Blade size, slotted (screw connection)	SD 0.6 x 3.5	Clamping screw	M 3
Conductor cross-section, max.	2.5 mm ²	Conductor cross-section, min.	0.5 mm ²
Material	Copper alloy	Max. torque for main contact	0.55 Nm
Min. torque for main contact	0.5 Nm	Size	3
Stripping length, rated connection	9 mm	Surface finish	Silver passivated
Type of connection	Screw connection	Volume resistance	≤2 mΩ
Wire connection cross section AWG, max.	AWG 14	Wire connection cross section AWG, min.	AWG 20
Wire connection cross section, finely stranded, max.	2.5 mm ²	Wire connection cross section, finely stranded, min.	0.5 mm ²
Wire connection cross-section, finely stranded with wire-end ferrules DIN 46228/4, max.	2.5 mm ²	Wire cross-section, solid, max.	2.5 mm ²
Wire cross-section, solid, min.	0.5 mm ²		

Classifications

ETIM 6.0	EC000438	ETIM 7.0	EC000438
ETIM 8.0	EC000438	ETIM 9.0	EC000438
ECLASS 9.0	27-44-02-05	ECLASS 9.1	27-44-02-05
ECLASS 10.0	27-44-02-05	ECLASS 11.0	27-44-02-05
ECLASS 12.0	27-44-02-05	ECLASS 13.0	27-44-02-05

Substance	Acetone
Chemical resistance	Resistant
Substance	Ammonia, watery
Chemical resistance	Conditionally resistant
Substance	Petrol
Chemical resistance	Resistant
Substance	Benzene
Chemical resistance	Resistant
Substance	Diesel oil
Chemical resistance	Conditionally resistant
Substance	Acetic acid, concentrated
Chemical resistance	Resistant
Substance	Potassium hydroxide
Chemical resistance	Conditionally resistant
Substance	Methanol
Chemical resistance	Conditionally resistant
Substance	Motor oil
Chemical resistance	Conditionally resistant
Substance	Lye, diluted
Chemical resistance	Resistant
Substance	Hydrochlorofluorocarbons

HDC HE 6 FS

Weidmüller Interface GmbH & Co. KG

Klingenbergstraße 26

D-32758 Detmold

Germany

www.weidmueller.com

Technical data

Chemical resistance	Conditionally resistant
Substance	Outdoor use
Chemical resistance	Conditionally resistant

Environmental Product Compliance

REACH SVHC	Lead 7439-92-1 Potassium perfluorobutane sulfonate 29420-49-3
SCIP	e98b2b24-ba23-41bf-8d19-Odda3647412f
Chemical resistance	de.myview.objectmodel.impl.BlockImpl@1c1c0151 de.myview.objectmodel.impl.BlockImpl@4b689639 de.myview.objectmodel.impl.BlockImpl@159554e9 de.myview.objectmodel.impl.BlockImpl@2d06e244 de.myview.objectmodel.impl.BlockImpl@516c683c de.myview.objectmodel.impl.BlockImpl@5ebaf576 de.myview.objectmodel.impl.BlockImpl@61b7c054 de.myview.objectmodel.impl.BlockImpl@7b390ae4 de.myview.objectmodel.impl.BlockImpl@49a6a037 de.myview.objectmodel.impl.BlockImpl@40beed30 de.myview.objectmodel.impl.BlockImpl@1f542013 de.myview.objectmodel.impl.BlockImpl@2c897737

Approvals

Approvals



ROHS	Conform
UL File Number Search	UL Website
Certificate No. (cULus)	E92202

Downloads

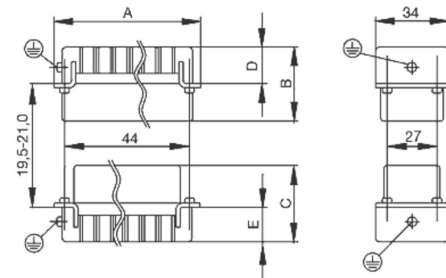
Approval/Certificate/Document of Conformity	Manufacturer's declaration
Engineering Data	CAD data – STEP
Engineering Data	Zuken E3.S
Technical Documentation	1200200000 HDC HE 06 FS STP Blatt_1.pdf
Catalogues	Catalogues in PDF-format
Brochures	FL FIELDWIRING EN FL FIELDWIRING EN

HDC HE 6 FS**Weidmüller Interface GmbH & Co. KG**

Klingenbergstraße 26

D-32758 Detmold

Germany

www.weidmueller.com**Drawings**

HDC HE 6 FS

Weidmüller Interface GmbH & Co. KG

Klingenbergstraße 26

D-32758 Detmold

Germany

www.weidmueller.com

Accessories

Slotted screwdriver



Slotted screwdriver with rounded blade SD DIN 5265, ISO 2380/2, output to DIN 5264, ISO 2380/1. ChromTop tip, SoftFinish grip

General ordering data

Type	SDS 0.6X3.5X100	Version
Order No.	9008330000	Screwdriver, Screwdriver
GTIN (EAN)	4032248056286	
Qty.	1 pc(s).	
Type	SDS 0.8X4.0X100	Version
Order No.	9008340000	Screwdriver, Screwdriver
GTIN (EAN)	4032248056293	
Qty.	1 pc(s).	

Crosshead screwdriver Phillips



Crosshead screwdriver, Phillips, SDK PH DIN 5262, ISO 8764/2-PH, output to ISO 8764-PH, ChromTop tip, SoftFinish grip

General ordering data

Type	SDK PH1	Version
Order No.	9008480000	Screwdriver, Screwdriver
GTIN (EAN)	4032248056477	
Qty.	1 pc(s).	

HDC HE 6 FS**Weidmüller Interface GmbH & Co. KG**

Klingenbergstraße 26

D-32758 Detmold

Germany

www.weidmueller.com**Accessories****Slotted screwdriver**

VDE insulated slot-head screwdriver, SDI DIN 7437, ISO 2380/2, drive output acc. to DIN 5264, ISO 2380/1. SoftFinish grip

General ordering data

Type	SDIS 0.6X3.5X100	Version
Order No.	9008390000	Screwdriver, Screwdriver
GTIN (EAN)	4032248056354	
Qty.	1 pc(s).	
Type	SDIS 0.8X4.0X100	Version
Order No.	9008400000	Screwdriver, Screwdriver
GTIN (EAN)	4032248056361	
Qty.	1 pc(s).	

Crosshead screwdriver Phillips

VDE insulated crosshead screwdriver, for Phillips screws, SDIK PH DIN 7438, ISO 8764/2-PH, output to ISO 8764-PH, SoftFinish grip

General ordering data

Type	SDIK PH1	Version
Order No.	9008570000	Screwdriver, Screwdriver
GTIN (EAN)	4032248056569	
Qty.	1 pc(s).	

HDC HE 6 FS**Weidmüller Interface GmbH & Co. KG**

Klingenbergstraße 26

D-32758 Detmold

Germany

www.weidmueller.com**Accessories****DSTV**

Various accessories are available for our inserts. This includes coding elements for the inserts.

General ordering data

Type	DSTV COST4	Version
Order No.	1471300000	Heavy-duty connectors, Accessories, Coding System
GTIN (EAN)	4008190017354	
Qty.	100 pc(s).	
Type	DSTV COBU5	Version
Order No.	1471500000	Heavy-duty connectors, Accessories, Coding element
GTIN (EAN)	4008190178543	
Qty.	100 pc(s).	

Tightening torques and screwing tools

Screw size	Connector type	Dia. tightening torque in Nm	Recommended blade inserts and AF size for hexagon socket
M 2.5	Signal contacts		
	S 6/6	0.5 - 0.55	SD 0.6 x 3.5 mm or PZ0
	S 6/12	0.5 - 0.55	SD 0.6 x 3.5 mm or PZ0
M 2.9 x 0.5	Fastening screws		
	HQ 4/2	0.8 (plastic) / 1.1 (metal)	SD 0.6 x 3.5 mm or PH0
	HQ 8	0.8 (plastic) / 1.1 (metal)	SD 0.6 x 3.5 mm or PH0
	HQ 17	0.8 (plastic) / 1.1 (metal)	SD 0.6 x 3.5 mm or PH0
M 3	Contact screws		
	HA 3	0.5 - 0.55	SD 0.5 x 3.0 mm
	HA 4	0.5 - 0.55	SD 0.5 x 3.0 mm
	HA 10 bis HA 48	0.5 - 0.55	SD 0.6 x 3.5 mm or PH0
	HE	0.5 - 0.55	SD 0.6 x 3.5 mm or PZ0
	HVE	0.5 - 0.55	SD 0.6 x 3.5 mm or PZ0
	Signal contacts:		
	S 4/2	0.5 - 0.55	SD 0.6 x 3.5 mm or PZ0
	S 4/8	0.5 - 0.55	SD 0.6 x 3.5 mm or PZ0
	PE connection via female contact		
	S 4	0.5 - 0.8	SD 0.6 x 3.5 mm
	ConCept modular frame, metal	0.5 - 0.55	SD 0.6 x 3.5 mm
	PE terminal		
	HQ 5	0.5 - 0.55	SD 0.6 x 3.5 or 0.8 x 4 mm
	HQ 7	0.5 - 0.55	SD 0.6 x 3.5 or 0.8 x 4 mm
	Fastening screws	0.5 - 0.55	SD 0.6 x 3.5 mm or PZ0
	Guide pin	0.5 - 0.55	SD 0.6 x 3.5 mm or PZ0
	Guide bush	0.5 - 0.55	SD 0.6 x 3.5 mm or PZ0
	Coding pins	0.5 - 0.55	SD 0.6 x 3.5 mm or PZ0
M 4	Contact screws		
	HSB	1.2 - 1.5	SD 0.6 x 3.5 or 0.8 x 4 mm or PZ1
	PE connection via male contact		
	S 4	0.5 - 0.8	SD 0.6 x 3.5 mm
	ConCept modular frame, metal	1.2 - 1.5	SD 0.6 x 3.5 mm
	PE terminal		
	HA	1.2 - 1.5	SD 0.6 x 3.5 or 0.8 x 4 mm or PH1
	HE	1.2 - 1.5	SD 0.6 x 3.5 or 0.8 x 4 mm or PH1
	HEE	1.2 - 1.5	SD 0.6 x 3.5 or 0.8 x 4 mm or PH1
	HVE	1.2 - 1.5	SD 0.6 x 3.5 or 0.8 x 4 mm or PH1
	HD	1.2 - 1.5	SD 0.6 x 3.5 or 0.8 x 4 mm or PZ1
	HDD	1.2 - 1.5	SD 0.6 x 3.5 or 0.8 x 4 mm or PZ1
	S 6/6 (for signal contacts)	1.2 - 1.5	0.8 x 4 mm or PZ1
	ConCept modular frame, plastic	1.2 - 1.5	0.8 x 4 mm or PZ1
M 5	PE terminal		
	HSB	2 - 2.5	SD 1 x 5.5 mm or PZ2
	S 4/0 (Screw connection)	2 - 2.5	SD 1.2 x 6.5 mm or PH2
	S 4/0 (Axial screw connection)	2 - 2.5	SD 0.8 x 4 mm or PZ 2
	S 4/2	2 - 2.5	SD 1.2 x 6.5 mm or PH2
	S 4/8	2 - 2.5	SD 1.2 x 6.5 mm or PH2
	S 6/12	2 - 2.5	SD 0.8 x 4 mm or PZ 2
	S 6/36	2 - 2.5	SD 1.2 x 6.5 mm or PH2
	S 8/24	2 - 2.5	SD 1.2 x 6.5 mm or PH2
	S 12/2	2 - 2.5	SD 1.2 x 6.5 mm or PH2
M 6	Power contacts		
	S 4/0 (Screw connection)	1.2 (1.5 mm ²) / 2 (2.5 mm ²) / 3 (4-16 mm ²)	SD 0.8 x 4 mm
	S 4/2	1.2 (1.5 mm ²) / 2 (2.5 mm ²) / 3 (4-16 mm ²)	SD 0.8 x 4 mm
	S 4/8	1.2 (1.5 mm ²) / 2 (2.5 mm ²) / 3 (4-16 mm ²)	SD 0.8 x 4 mm
M 7 x 0.75	Power contacts		
	S 4	1.1 - 1.7	SW 2
	S 6/6 (+ PE)	6 - 8	SW 4
M 8 x 0.75	Power contacts		
	S 6/12	1.1 - 1.7	SW 2
	S 8/0 (+ PE)	6 (10-16 mm ²) - 7 (25 mm ²)	SW 4
M10 x 1	Power contacts		
	S 4/0 (Axial connection)	2 - 3	SW 3

Increasing the tightening torque does not improve the contact resistance. The stated torque settings offer optimal mechanical, thermal and electrical conditions. Exceeding the recommended values may even damage the conductor and terminal.