

CH20M45 B FE BK/OR 2010**Weidmüller Interface GmbH & Co. KG**

Klingenbergstraße 26

D-32758 Detmold

Germany

www.weidmueller.com**Product image****Superior efficiency, flexibility and design - the "standard tailor-made fit"**

When selecting a housing design, flexibility is a key factor. Other important criteria are: scalability, customised design, innovative functionality and cost efficiency. You need a choice which offers the maximum performance with the minimum overhead.

The CH20M45 modular electronics housings come in an integrated extra-large assortment. It is suited for those electronics applications that require more space, such as compact controllers and power supplies.

The entire system is characterized by excellence: outstanding scalability and flexibility, a high security level, innovative application functionality and a variety of practical details.

- **Quicker installation** with features such as "Wire ready" the universal multi-tool screw head
- **User-friendly operations:** with clear and permanent labelling and extra marking possibilities, integrated release clip or transparent cover
- **Maximum interference immunity** with EMC-compliant construction featuring deeply overlapping module joint edges made from high-performance plastic
- **High operational reliability** with the unique Auto-Set coding system and featuring double-sided touch protection on the pin header and socket blocks

CH20M - a compact name for the most flexible system available on the market. It doesn't just stand for "Component Housing IP20 Modular".

CH20M also stands for efficiency and innovation throughout design, production and use.

General ordering data

Version	Modular housing, OMNIMATE Housing - series CH20M black, Base element, Recess in the detent foot area for FE contact, Width: 45 mm
Order No.	1177030000
Type	CH20M45 B FE BK/OR 2010
GTIN (EAN)	4032248970377
Qty.	6 pc(s).

CH20M45 B FE BK/OR 2010

Weidmüller Interface GmbH & Co. KG

Klingenbergstraße 26

D-32758 Detmold

Germany

www.weidmueller.com

Technical data

Dimensions and weights

Depth	107.4 mm	Depth (inches)	4.228 inch
Height	109.3 mm	Height (inches)	4.303 inch
Width	45 mm	Width (inches)	1.772 inch
Net weight	49.83 g		

Temperatures

Operating temperature range	-40 °C... 120 °C	Humidity	5 - 93% rel. humidity, Tu = 40°C, no condensation
-----------------------------	------------------	----------	---

Material data

Comparative Tracking Index (CTI)	600 ≤ CTI	Insulating material	PA 66 GF 30
Insulating material group	I	UL 94 flammability rating	V-0

General data

Colour	black	Colour chart (similar)	RAL 9011
Encapsulation option	No	Protection degree	IP20 in installed state
Rail	TS 35		

Assembly properties

Number of slots for female connectors of the mounted assembly, max.	12	Number of PCBs, max.	2
Number of connection levels, max.	3	Number of poles, max.	48
Height of components on the PCB (usage of 1 PCB), max.	38.6 mm	Height of components on the PCB (usage of 2 PCB), max.	34.7 mm
Type of assembly of the PCB	double-sided		

Mechanical tests

According to Standard	DIN EN 61373:1999 (shock and vibration)		
Test conditions	five housings installed in a row, 200g additional weight per PCB, two PCB mounted		
Proved axles	X, Y, Z		
Shock test	General test advices	All mechanical tests were tested on exemplary setup, or in view of depending regulation. The specified results do not replace approval relevant tests. They are just orientation values.	
	Test category	1	
	Number of shocks per axle	3 in positive and negative direction	
	Shock duration	30 ms	
	Acceleration horizontal	30 m/s ²	
	Acceleration vertical	30 m/s ²	
	Acceleration longitudinal	50 m/s ²	
Vibration test	Test category	1B	
	Effective acceleration	7.9 m/s ²	
	Test duration	5 hours per axle	

CH20M45 B FE BK/OR 2010

Weidmüller Interface GmbH & Co. KG

Klingenbergstraße 26

D-32758 Detmold

Germany

www.weidmueller.com

Technical data

Thermal tests

Thermal tests	General test advices	All thermal tests were tested on exemplary set-up, or in view of depending regulation. The specified results do not replace approval relevant tests. They are just orientation values.
	Test conditions	seven housings installed in a row - no spacing
	Test axles	horizontal
	Ambient temperature	55 °C
	Power dissipation, max.	4.2 W
	Ambient temperature	50 °C
	Power dissipation, max.	4.8 W
	Ambient temperature	40 °C
	Power dissipation, max.	5.9 W
	Ambient temperature	20 °C
	Power dissipation, max.	8.25 W

Component properties

Color of clip-on foot	orange	Cut out in clip-on foot area as preparation for	FE contact, contact not included!
Number of connection levels, max.	3		

Design - IN requirements

PCB thickness	1.6 mm	Tolerance for the PCB shape	±0.1 mm
Tolerance of circuit board thickness	±0.15 mm		

Individualization options

Customer specific labelling possible	Yes	Customer specific order process	See guideline under downloads
Processing possibilities	Laser processing		

Classifications

ETIM 8.0	EC001031	ETIM 9.0	EC001031
ECLASS 11.0	27-18-27-92	ECLASS 12.0	27-18-27-92
ECLASS 13.0	27-19-06-01		

Important note

Product information	Circuit board contour, restricted zones, and other information for the design in of the circuit board can be found in the category connection technology under the corresponding male headers in the downloads.
---------------------	---

Approvals

ROHS	Conform
------	---------

CH20M45 B FE BK/OR 2010

Weidmüller Interface GmbH & Co. KG
Klingenbergstraße 26
D-32758 Detmold
Germany

www.weidmueller.com

Technical data

Downloads

Engineering Data	CAD data – STEP CAD data – PCB_position_50882_LP-POSITION_45MM CAD data – Pin_header_pin_length_CH20M_A_OV_PCB-SHL_70315
User Documentation	Guideline customerspecific housings Guideline kundenspezifische Gehäuse
Catalogues	Catalogues in PDF-format
Brochures	FL ANALO.SIGN.CONV. EN MB DEVICE MANUF. EN FL MACHINE SAFETY EN FL 72H SAMPLE SER EN PO OMNIMATE EN PO OMNIMATE EN

CH20M45 B FE BK/OR 2010

Weidmüller Interface GmbH & Co. KG
Klingenbergstraße 26
D-32758 Detmold
Germany

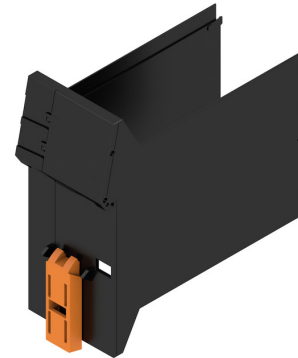
www.weidmueller.com

Drawings

Product image

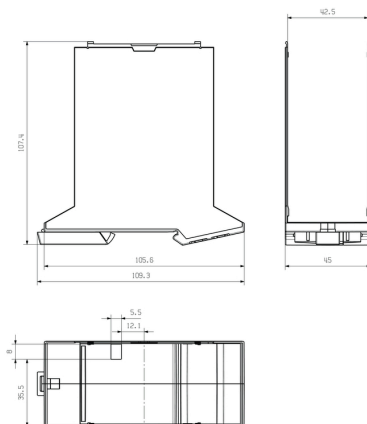


Product benefits



Base element including FE cut-out

Dimensioned drawing



CH20M45 B FE BK/OR 2010

Weidmüller Interface GmbH & Co. KG

Klingenbergstraße 26


D-32758 Detmold

Germany

www.weidmueller.com

Accessories

FE Contact - CH20M



FE contact

Functional reliability - either fully integrated or simply mounted

The optional "CH20M FE" connection optimally protects your system with a mounting rail contact for the functional earth.

- The functional earth contact pre-assembled in the 6 mm housing enables permanent and reliable connection of electronic shields for the electronic circuit to the mounting rail (e.g. "CH20M6 BP 4P-4P FE BK", 1164650000)
- A functional earth contact, which can be processed fully automatically using the reflow method together with the male connectors and an optional bus contact, is available for housings from 12.5 to 67.5 mm. The position of the PCB in the housing specifies the pin length of 1.5 mm / 3.2 mm

General ordering data

Type	CH20M FE 12-67 1.5SN RL	Version	Product data	Packaging
Order No.	1189370000	Electronics housings, Accessories, THT/THR solder connection, 5.00	UL:	Tape
GTIN (EAN)	4032248972715	mm, Number of poles: 1, Solder pin length (l): 1.5 mm, tinned, Silver		
Qty.	750 pc(s).	grey, Tape		
Type	CH20M FE 12-67 3.2SN RL	Version	Product data	Packaging
Order No.	1264240000	Electronics housings, Accessories, THT/THR solder connection, 5.00	UL:	Tape
GTIN (EAN)	4050118073997	mm, Number of poles: 1, Solder pin length (l): 3.2 mm, tinned, Silver		
Qty.	750 pc(s).	grey, Tape		