

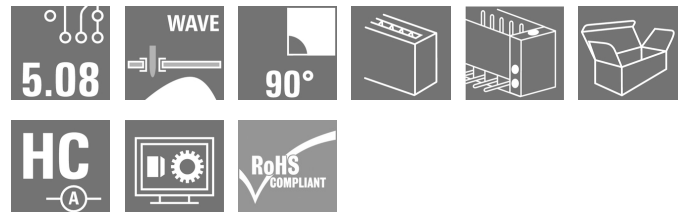
**SL 5.08HC/03/90F 3.2SN OR BX****Weidmüller Interface GmbH & Co. KG**

Klingenbergstraße 26

D-32758 Detmold

Germany

www.weidmueller.com

**Product image**

Pin headers made from glass-fibre-reinforced plastic with 90° wire outlet; optimised for wave soldering. The flange variant (F) can be screwed onto the respective counter piece or the circuit board. There is no need for an extra screw to connect the circuit board when the solder flange (LF) version is used. This also protects the solder points from mechanical strain. All pin headers can be manually coded or ordered pre-coded. HC = High Current.

**General ordering data**

|              |   |
|--------------|---|
| Version      | PCB plug-in connector, male header, Flange, THT solder connection, 5.08 mm, Number of poles: 3, 90°, Solder pin length (l): 3.2 mm, tinned, orange, Box |
| Order No.    | <a href="#">1148640000</a>  |
| Type         | SL 5.08HC/03/90F 3.2SN OR BX  |
| GTIN (EAN)   | 4032248935987   |
| Qty.         | 72 pc(s).   |
| Product data | IEC: 400 V / 24 A<br>UL: 300 V / 18.5 A   |
| Packaging    | Box   |

Creation date June 1, 2024 3:39:58 AM CEST

## SL 5.08HC/03/90F 3.2SN OR BX

Weidmüller Interface GmbH &amp; Co. KG

Klingenbergstraße 26

D-32758 Detmold

Germany

www.weidmueller.com

## Technical data

## Dimensions and weights

|                          |         |                 |            |
|--------------------------|---------|-----------------|------------|
| Depth                    | 12 mm   | Depth (inches)  | 0.472 inch |
| Height                   | 11.7 mm | Height (inches) | 0.461 inch |
| Height of lowest version | 8.5 mm  | Width           | 25.4 mm    |
| Width (inches)           | 1 inch  | Net weight      | 1.746 g    |

## System specifications

|  |  |                     |  |
|--|--|---------------------|--|
| Product family                               | OMNIMATE Signal - series BL/SL 5.08              |                     |  |
| Type of connection                           | Board connection                                 |                     |  |
| Mounting onto the PCB                        | THT solder connection                            |                     |  |
| Pitch in mm (P)                              | 5.08 mm  |                     |  |
| Pitch in inches (P)                          | 0.2 "  |                     |  |
| Outgoing elbow                               | 90°  |                     |  |
| Number of poles                              | 3  |                     |  |
| Number of solder pins per pole               | 1  |                     |  |
| Solder pin length (l)                        | 3.2 mm   |                     |  |
| Solder pin length tolerance                  | +0.1 / -0.3 mm                                   |                     |  |
| Solder pin dimensions                        | d = 1.2 mm, Octagonal                            |                     |  |
| Solder pin dimensions = d tolerance          | 0 / -0.03 mm                                     |                     |  |
| Solder eyelet hole diameter (D)              | 1.4 mm   |                     |  |
| Solder eyelet hole diameter tolerance (D)    | + 0.1 mm   |                     |  |
| L1 in mm                                     | 10.16 mm   |                     |  |
| L1 in inches                                 | 0.4 "  |                     |  |
| Number of rows                               | 1  |                     |  |
| Pin series quantity                          | 1  |                     |  |
| Touch-safe protection acc. to DIN VDE 57 106 | finger-safe unplugged/ back-of-hand-safe plugged |                     |  |
| Touch-safe protection acc. to DIN VDE 0470   | IP20 plugged/ IP10 unplugged                     |                     |  |
| Protection degree                            | IP20   |                     |  |
| Volume resistance                            | ≤5 mΩ  |                     |  |
| Can be coded                                 | Yes  |                     |  |
| Plugging cycles                              | 25   |                     |  |
| Plugging force/pole, max.                    | 10 N   |                     |  |
| Pulling force/pole, max.                     | 7.5 N  |                     |  |
| Tightening torque                            | Torque type                                      | Mounting screw, PCB |  |
|  | Usage information                                | Tightening torque   | min. 0.15 Nm                                       |
|  |  |                     | max. 0.2 Nm  |
|  |  | Recommended screw   | Part number <a href="#">PTSC KA 2.2X4.5 WN1412</a> |

## Material data

|                                       |                                |                                       |                                |
|---------------------------------------|--------------------------------|---------------------------------------|--------------------------------|
| Insulating material                   | PA GF                          | Colour                                | orange                         |
| Colour chart (similar)                | RAL 2000                       | Insulating material group             | II                             |
| Comparative Tracking Index (CTI)      | ≥ 550                          | UL 94 flammability rating             | V-0                            |
| Contact material                      | Cu-alloy                       | Contact surface                       | tinned                         |
| Layer structure of solder connection  | 1...3 µm Ni / 2...4 µm Sn matt | Layer structure of plug contact       | 1...3 µm Ni / 2...4 µm Sn matt |
| Storage temperature, min.             | -40 °C                         | Storage temperature, max.             | 70 °C                          |
| Operating temperature, min.           | -50 °C                         | Operating temperature, max.           | 100 °C                         |
| Temperature range, installation, min. | -25 °C                         | Temperature range, installation, max. | 100 °C                         |

## SL 5.08HC/03/90F 3.2SN OR BX

Weidmüller Interface GmbH &amp; Co. KG

Klingenbergstraße 26

D-32758 Detmold

Germany

www.weidmueller.com

## Technical data

## Rated data acc. to IEC

|   |                        |   |       |
|---|------------------------|---|-------|
| tested acc. to standard   | IEC 60664-1, IEC 61984 | Rated current, min. number of poles (Tu=20°C)                         | 24 A  |
| Rated current, max. number of poles (Tu=20°C)                             | 19 A                   | Rated current, min. number of poles (Tu=40°C)                         | 21 A  |
| Rated current, max. number of poles (Tu=40°C)                             | 16.5 A                 | Rated voltage for surge voltage class / pollution degree II/2         | 400 V |
| Rated voltage for surge voltage class / pollution degree III/2            | 320 V                  | Rated voltage for surge voltage class / pollution degree III/3        | 250 V |
| Rated impulse voltage for surge voltage class/ pollution degree II/2      | 4,000 V                | Rated impulse voltage for surge voltage class/ pollution degree III/2 | 4 kV  |
| Rated impulse voltage for surge voltage class/ contamination degree III/3 | 4 kV                   |   |       |

## Rated data acc. to CSA

|                                   |   |                                   |                |
|-----------------------------------|---|-----------------------------------|----------------|
| Institute (CSA)                   |  | Certificate No. (CSA)             | 200039-1121690 |
| Rated voltage (Use group B / CSA) | 300 V   | Rated voltage (Use group D / CSA) | 300 V          |
| Rated current (Use group B / CSA) | 18.5 A  | Rated current (Use group D / CSA) | 10 A           |
| Reference to approval values      | Specifications are maximum values, details - see approval certificate.            |                                   |                |

## Rated data acc. to UL 1059

|                                       |   |                                       |        |
|---------------------------------------|---|---------------------------------------|--------|
| Institute (cURus)                     |  | Certificate No. (cURus)               | E60693 |
| Rated voltage (Use group B / UL 1059) | 300 V   | Rated voltage (Use group D / UL 1059) | 300 V  |
| Rated current (Use group B / UL 1059) | 18.5 A  | Rated current (Use group D / UL 1059) | 10 A   |
| Reference to approval values          | Specifications are maximum values, details - see approval certificate.              |                                       |        |

## Packing

|           |        |            |        |
|-----------|--------|------------|--------|
| Packaging | Box    | VPE length | 340 mm |
| VPE width | 135 mm | VPE height | 21 mm  |

## Classifications

|             |             |             |             |
|-------------|-------------|-------------|-------------|
| ETIM 6.0    | EC002637    | ETIM 7.0    | EC002637    |
| ETIM 8.0    | EC002637    | ETIM 9.0    | EC002637    |
| ECLASS 9.0  | 27-44-04-02 | ECLASS 9.1  | 27-44-04-02 |
| ECLASS 10.0 | 27-44-04-02 | ECLASS 11.0 | 27-46-02-01 |
| ECLASS 12.0 | 27-46-02-01 | ECLASS 13.0 | 27-46-02-01 |

## SL 5.08HC/03/90F 3.2SN OR BX

Weidmüller Interface GmbH &amp; Co. KG

Klingenbergstraße 26

D-32758 Detmold

Germany

www.weidmueller.com

## Technical data

## Important note

|                |   |
|----------------|---|
| IPC conformity | Conformity: The products are developed, manufactured and delivered according international recognized standards and norms and comply with the assured properties in the data sheet resp. fulfill decorative properties in accordance with IPC-A-610 "Class 2". Further claims on the products can be evaluated on request.  |
| Notes          | <ul style="list-style-type: none"> <li>• Additional variants on request</li> <li>• Gold-plated contact surfaces on request</li> <li>• Rated current related to rated cross-section &amp; min. No. of poles.</li> <li>• Diameter of solder eyelet <math>D = 1.4 + 0.1 \text{ mm}</math></li> <li>• Solder eyelet diameter <math>D = 1.5 + 0.1 \text{ mm}</math>, from 9 poles</li> <li>• P on drawing = pitch</li> <li>• Rated data refer only to the component itself. Clearance and creepage distances to other components are to be designed in accordance with the relevant application standards.</li> <li>• In accordance with IEC 61984, OMNIMATE-connectors are connectors without breaking capacity (COC). During designated use, connectors are not allowed to be engaged or disengaged when live or under load</li> <li>• Long term storage of the product with average temperature of 50 °C and maximum humidity 70%, 36 months</li> </ul> |

## Approvals

Approvals



|                         |            |
|-------------------------|------------|
| ROHS                    | Conform    |
| UL File Number Search   | UL Website |
| Certificate No. (cULus) | E60693     |

## Downloads

|   |  |
|---|--|
| Approval/Certificate/Document of Conformity | <a href="#">Declaration of the Manufacturer</a>  |
| Engineering Data                            | <a href="#">CAD data – STEP</a>  |
| Catalogues                                  | <a href="#">Catalogues in PDF-format</a>   |
| Brochures                                   | <a href="#">FL DRIVES EN</a><br><a href="#">MB DEVICE MANUF. EN</a><br><a href="#">FL DRIVES DE</a><br><a href="#">FL BUILDING SAFETY EN</a><br><a href="#">FL APPL LED LIGHTING EN</a><br><a href="#">FL INDUSTR.CONTROLS EN</a><br><a href="#">FL MACHINE SAFETY EN</a><br><a href="#">FL HEATING ELECTR EN</a><br><a href="#">FL APPL INVERTER EN</a><br><a href="#">FL_BASE_STATION_EN</a><br><a href="#">FL ELEVATOR EN</a><br><a href="#">FL POWER SUPPLY EN</a><br><a href="#">FL 72H SAMPLE SER EN</a><br><a href="#">PO OMNIMATE EN</a><br><a href="#">PO OMNIMATE EN</a> |

## SL 5.08HC/03/90F 3.2SN OR BX

Weidmüller Interface GmbH &amp; Co. KG

Klingenbergstraße 26


D-32758 Detmold

Germany

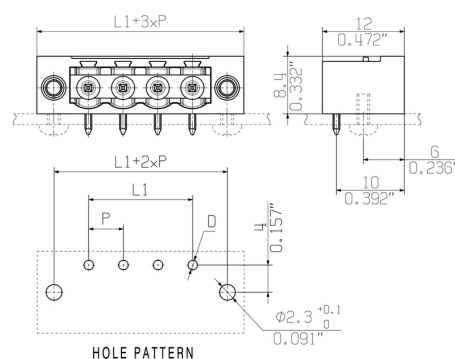
www.weidmueller.com

## Drawings

## Product image



## Dimensional drawing



## Graph

BLF 5.08HC/./90 - SL 5.08HC/./90



## Graph

BLF 5.08HC/./90 - SL 5.08HC/./90



## Graph

BLF 5.08HC/./270 - SL 5.08HC/./90



## Graph

BLDF 5.08/180 - SL 5.08HC/./90



## SL 5.08HC/03/90F 3.2SN OR BX

Weidmüller Interface GmbH &amp; Co. KG

Klingenbergstraße 26

D-32758 Detmold

Germany

www.weidmueller.com

## Accessories

## LED Light guides

**Effective: the link between LED and front panel.**

Floodlight indicators allow users to monitor the switching states without requiring a special design: optical plastic directs the light from standard LEDs around a bend into the connectors or through the front plate.

The fibre-optic elements are simply clipped behind the relevant 90° bend male connectors (90° outlet direction). Versions with different incoming light beam heights achieve maximum light efficiency for LEDs with different designs or heights.

The advantages compared to conventional solutions:

- No additional LED circuit board required behind the front panel
- No "long-legged" LEDs with separate mounting required
- Bent fibre-optic cable line for maximum light efficiency
- Uncomplicated front plate bore holes due to circular shape of outgoing light beam
- Easy to maintain correct clearance and creepage distance
- Can be partitioned for smaller pole numbers

The result: simplified manufacturing process, reduced costs and simplified design

## General ordering data

| Type       | SL FLA 2,3/1               | Version   | Product data | Packaging |
|------------|----------------------------|---|--------------|-----------|
| Order No.  | <a href="#">1636670000</a> | PCB plug-in connector, Accessories, Flood-light display, Transparent, |              | Box       |
| GTIN (EAN) | 4008190409975              | Number of poles: 1  |              |           |
| Qty.       | 100 pc(s).                 |   |              |           |
| Type       | SL FLA 1.5/24              | Version   | Product data |           |
| Order No.  | <a href="#">1595850000</a> | PCB plug-in connector, Accessories, Flood-light display, Transparent, |              |           |
| GTIN (EAN) | 4008190092573              | Number of poles: 1  |              |           |
| Qty.       | 10 pc(s).                  |   |              |           |
| Type       | SL FLA 9.0/24              | Version   | Product data |           |
| Order No.  | <a href="#">1595870000</a> | PCB plug-in connector, Accessories, Flood-light display, Transparent, |              |           |
| GTIN (EAN) | 4008190079796              | Number of poles: 1  |              |           |
| Qty.       | 10 pc(s).                  |   |              |           |
| Type       | SL FLA 2,3/24              | Version   | Product data | Packaging |
| Order No.  | <a href="#">1636680000</a> | PCB plug-in connector, Accessories, Flood-light display, Transparent, |              | Box       |
| GTIN (EAN) | 4008190409968              | Number of poles: 1  |              |           |
| Qty.       | 10 pc(s).                  |   |              |           |
| Type       | SL FLA 9.0/1               | Version   | Product data | Packaging |
| Order No.  | <a href="#">1580120000</a> | PCB plug-in connector, Accessories, Flood-light display, Transparent, |              | Box       |
| GTIN (EAN) | 4008190031909              | Number of poles: 1  |              |           |
| Qty.       | 100 pc(s).                 |   |              |           |
| Type       | SL FLA 1.5/1               | Version   | Product data | Packaging |
| Order No.  | <a href="#">1580100000</a> | PCB plug-in connector, Accessories, Flood-light display, Transparent, |              | Box       |
| GTIN (EAN) | 4008190152475              | Number of poles: 1  |              |           |
| Qty.       | 100 pc(s).                 |   |              |           |

## SL 5.08HC/03/90F 3.2SN OR BX

Weidmüller Interface GmbH &amp; Co. KG

Klingenbergstraße 26

D-32758 Detmold

Germany

www.weidmueller.com

## Accessories

|            |                            |   |              |           |
|------------|----------------------------|---|--------------|-----------|
| Type       | SL FLA 3.8/24              | Version   | Product data |           |
| Order No.  | <a href="#">1595860000</a> | PCB plug-in connector, Accessories, Flood-light display, Transparent, |              |           |
| GTIN (EAN) | 4008190140892              | Number of poles: 1  |              |           |
| Qty.       | 10 pc(s).                  |   |              |           |
| Type       | SL FLA 3.8/1               | Version   | Product data | Packaging |
| Order No.  | <a href="#">1580110000</a> | PCB plug-in connector, Accessories, Flood-light display, Transparent, |              | Box       |
| GTIN (EAN) | 4008190050740              | Number of poles: 1  |              |           |
| Qty.       | 100 pc(s).                 |   |              |           |

## Coding elements

**Only connects what is supposed to be connected: the right connection at the right place.**

Coding elements and locking devices clearly assign connecting elements during the manufacturing process and operation

The coding elements and locking devices are inserted prior to assembly or during the cable assembly phase. The Weidmüller alternative: configure online using the variant configurator to precode prior to delivery.

Incorrect assembly on the circuit board and incorrect plugging of connecting elements is no longer possible. The advantage: no troubleshooting during manufacture and no operational errors by the user.

## General ordering data

| Type       | BLZ/SL KO BK BX            | Version  | Product data | Packaging |
|------------|----------------------------|--|--------------|-----------|
| Order No.  | <a href="#">1545710000</a> | PCB plug-in connector, Accessories, Coding element, black, Number  |              | Box       |
| GTIN (EAN) | 4008190087142              | of poles: 1  |              |           |
| Qty.       | 50 pc(s).                  |  |              |           |
| Type       | BLZ/SL KO OR BX            | Version  | Product data | Packaging |
| Order No.  | <a href="#">1573010000</a> | PCB plug-in connector, Accessories, Coding element, orange, Number |              | Box       |
| GTIN (EAN) | 4008190048396              | of poles: 1  |              |           |
| Qty.       | 100 pc(s).                 |  |              |           |

## SL 5.08HC/03/90F 3.2SN OR BX

Weidmüller Interface GmbH &amp; Co. KG

Klingenbergstraße 26

D-32758 Detmold

Germany

www.weidmueller.com

## Accessories

## Blocks for PCB mounting

**Minor component, major effect:**

Clip-on attachment elements increase the mechanical resilience of the whole plug connection by

- securing the male connectors to the circuit board
- providing a vibration-proof connection between the sockets and the male connectors

Clip-on or pre-assembled - always the right solution:

- Hard-wearing, precise fitting dovetail joint
- Hard-wearing metal threaded inserts
- Suitable for all outlet directions

Maximum stability, minimum effort:

- Extremely resilient for frequent fastening operations
- Complete set for easy selection

The result: soldering points, contacts and overall module are more resilient against mechanical stress such as vibrations and tensile loads.

## General ordering data

| Type       | SLA BB11R OR               | Version  | Product data | Packaging |
|------------|----------------------------|--|--------------|-----------|
| Order No.  | <a href="#">1604120000</a> | PCB plug-in connector, Accessories, Mounting block, orange, Number of poles: 1 |              |           |
| GTIN (EAN) | 4008190182977              |  |              |           |
| Qty.       | 20 pc(s).                  |  |              |           |
| Type       | SLA BB11R SW               | Version  | Product data | Packaging |
| Order No.  | <a href="#">1692340000</a> | PCB plug-in connector, Accessories, Mounting block, black, Number of poles: 1  |              |           |
| GTIN (EAN) | 4008190864965              |  |              |           |
| Qty.       | 20 pc(s).                  |  |              |           |



**SL 5.08HC/03/90F 3.2SN OR BX****Weidmüller Interface GmbH & Co. KG**

Klingenbergstraße 26

D-32758 Detmold

Germany

[www.weidmueller.com](http://www.weidmueller.com)**Accessories****Additional accessories****No task is too small when creating the perfect solution.** br />

Connections form just one part of the overall process. Small details are often the key to the perfect solution in applications where potentials are tested, grouped or even isolated.

A system is not a system without small but useful details:

- Test plugs - ensure reliable pick-up from diagnostic sockets
- Cross-connectors - ensure a stable electrical distribution contact directly at the connection
- Compartment partition elements - divide a large number of male connectors into several separate socket connector channels
- Locks and clips - optional vibration-resistant clip-on connection or mounting for male and female connectors

In tandem with the manufacturing process and application - more accessories = smaller workload

**General ordering data**

| Type       | SL AT SW                   | Version  | Product data | Packaging |
|------------|----------------------------|--|--------------|-----------|
| Order No.  | <a href="#">1770240000</a> | PCB plug-in connector, Accessories, Spacer, black, Number of poles: 1  |              | Box       |
| GTIN (EAN) | 4032248117710              |  |              |           |
| Qty.       | 100 pc(s).                 |  |              |           |
| Type       | SL AT OR                   | Version  | Product data | Packaging |
| Order No.  | <a href="#">1598300000</a> | PCB plug-in connector, Accessories, Spacer, orange, Number of poles: 1 |              | Box       |
| GTIN (EAN) | 4008190189266              |  |              |           |
| Qty.       | 100 pc(s).                 |  |              |           |

## SL 5.08HC/03/90F 3.2SN OR BX

**Weidmüller Interface GmbH & Co. KG**  
Klingenbergstraße 26  
D-32758 Detmold  
Germany

[www.weidmueller.com](http://www.weidmueller.com)

# Drawings

## Graph



The reproduction, distribution and utilization of this document as well as the communication of its contents to others without explicit authorization is prohibited. Offenders will be held liable for the payment of damages. Weidmueller exclusively reserves the right to file for patents, utility models or designs.

© Weidmueller Interface GmbH & Co. KG

Dimensions without tolerances are no check dimensions

The English version is binding



1/1



HOLE PATTERN

For the mounting of PCBs, it should be noted that the rated data relates only to the PCB components alone.  
The necessary creepage and clearance paths must be observed in connection with the respective applicant in accordance to IEC 664 / VDE 0110.  
The current-carrying capacity and pitch tolerance is to be determined according to DIN IEC 326 part 3 very fine.

Weidmüller PCB components are tested to the DIN EN 61984 standard, and are valid for its field of application. Provided that the components are used to the intended purpose, all requirements with respect to the occurring of electrical, mechanical, thermic and corrosive stress will be satisfied.

P=PITCH

SHOWN: SL 5.08HC/04/90F

| STIFTLAENGE L | TOLERANZ  |
|---------------|-----------|
| PIN LENGTH L  | TOLERANCE |
| 3,2           | 0,1       |
|               | -0,3      |
| 4,5           | 0,1       |
|               | -0,3      |

|    |         |           |
|----|---------|-----------|
| 24 | 116,84  | 4,600     |
| 23 | 111,76  | 4,400     |
| 22 | 106,68  | 4,200     |
| 21 | 101,60  | 4,000     |
| 20 | 96,52   | 3,800     |
| 19 | 91,44   | 3,600     |
| 18 | 86,36   | 3,400     |
| 17 | 81,28   | 3,200     |
| 16 | 76,20   | 3,000     |
| 15 | 71,12   | 2,800     |
| 14 | 66,04   | 2,600     |
| 13 | 60,96   | 2,400     |
| 12 | 55,88   | 2,200     |
| 11 | 50,80   | 2,000     |
| 10 | 45,72   | 1,800     |
| 9  | 40,64   | 1,600     |
| 8  | 35,56   | 1,400     |
| 7  | 30,48   | 1,200     |
| 6  | 25,40   | 1,000     |
| 5  | 20,32   | 0,800     |
| 4  | 15,24   | 0,600     |
| 3  | 10,16   | 0,400     |
| 2  | 5,08    | 0,200     |
| n  | L1 [mm] | L1 [inch] |



DIN ISO 2768-m

101482/5  
07.02.18 HELIS\_MA 00

Modification

**Weidmüller**



3 48753 04

Drawing no. Issue no.  
Sheet 04 of 05 sheets



Scale: 2:1

Supersedes: .

| Date        | Name     |
|-------------|----------|
| Drawn       | HERTEL_S |
| Responsible | HERTEL_S |
| Checked     | HELIS_MA |
| Approved    | LANG_T   |

**SL 5.08HC/.. /90...**  
STIFTELEISTE  
MALE HEADER

Product file: SL-HP 5.08

7377

## Recommended wave soldering profiles

**Weidmüller Interface GmbH & Co. KG**  
Klingenbergstraße 16  
D-32758 Detmold  
Germany  
Fon: +49 5231 14-0  
Fax: +49 5231 14-292083  
[www.weidmueller.com](http://www.weidmueller.com)

### Single Wave:



### Double Wave:



### Wave soldering profiles

Wired connection elements should be processed in accordance with the DIN EN 61760-1 standard. We have included two recommendations for practical wave soldering profiles, with which Weidmüller PCB terminals and connectors are qualified.

When choosing a suitable profile for your application, the following factors also need to be considered:

- PCB thickness
- Proportion of Cu in the layers
- Single/double-sided assembly
- Product range
- Heating and cooling rates

The single and double wave profiles each indicate the recommended operating range, including the maximum soldering temperature of 260°C. In practice, the maximum soldering temperature is quite often well below the above maximum profile.

We reserve the right to make technical changes.