

VSPC 2CL 24VAC R**Weidmüller Interface GmbH & Co. KG**

Klingenbergstraße 26

D-32758 Detmold

Germany

www.weidmueller.com



Analogue signal/current loop (CL) protection includes the following signals:

- Signals from current loops (analogue measurements of sensors over long distances) 4 – 20 mA, 0 – 20 mA etc.
- Two-wire, three-wire and four-wire, without a common reference potential
- e.g. level indication signals from voltage sensors (analogue measurements of sensors over short distances) 0 – 10 V, PT 100 etc.; e.g. temperature measurement
- Pluggable arrester, with interruption-free and impedance-neutral plug-in and pull-out
- Can be tested with the V-TEST testing device
- Version with floating-earth PE connection used to avoid differences in potential
- Can be used in compliance with the IEC 62305 (D1, C1, C2 and C3) installation standard
- Integrated PE foot safely discharges up to 20 kA (8/20 µs) and 2.5 kA (10/350 µs) to the PE
- Colour coding of the voltage levels for fast identification on the panel
- Safety function through coding elements for different voltage levels

General ordering data

| | |
|------------|---|
| Version | Surge protection for instrumentation and control, with warning function / function indicator, $U_P(L/N-PE) < 800 \text{ V}$ |
| Order No. | 1093400000 |
| Type | VSPC 2CL 24VAC R |
| GTIN (EAN) | 4032248864317 |
| Qty. | 1 pc(s). |

VSPC 2CL 24VAC R**Weidmüller Interface GmbH & Co. KG**

Klingenbergstraße 26

D-32758 Detmold

Germany

www.weidmueller.com

Technical data**Dimensions and weights**

| | | | |
|------------|---------|-----------------|------------|
| Depth | 69 mm | Depth (inches) | 2.717 inch |
| Height | 98 mm | Height (inches) | 3.858 inch |
| Width | 17.8 mm | Width (inches) | 0.701 inch |
| Net weight | 46 g | | |

Temperatures

| | | | |
|---------------------|----------------|-----------------------|-------------|
| Storage temperature | -40 °C...80 °C | Operating temperature | -40 °C...70 |
| Humidity | 5...96 % | | |

Probability of failure

| | | | |
|------------------------------------|---------|------|---------|
| SIL in compliance with IEC 61508 | 3 | MTTF | 2,537 a |
| SFF | 95.27 % | λges | 45 |
| PFH in 1*10 ⁻⁹ per hour | 3.7 | | |

Rated data UL

| | | | |
|----------------------|---------|----------------|---------------------|
| Certificate No. (UL) | E311081 | UL certificate | UL 497b Certificate |
|----------------------|---------|----------------|---------------------|

CSA protection data

| | | | |
|--|------|--|------|
| Gas group C | IIB | Gas group D | IIA |
| Gas groups A, B | IIC | Input voltage, max. U _i | 39 V |
| Internal capacity, max. C _i | 2 nF | Internal inductance, max. L _i | 0 μH |

General data

| | | | |
|--------------------------|---|---------------------------|-------------------------|
| Colour | orange | Design | Terminal, miscellaneous |
| Optical function display | green = OK; red = arrester is defective - replace | Protection degree | IP20 |
| Segment | Measurement - Monitoring - Setting | UL 94 flammability rating | V-0 |
| Version | with warning function / function indicator | protected current loops | 2 |

Insulation coordination acc. to EN 50178

| | | | |
|--------------------|---|------------------------|-----|
| Pollution severity | 2 | Surge voltage category | III |
|--------------------|---|------------------------|-----|

VSPC 2CL 24VAC R

Weidmüller Interface GmbH & Co. KG

Klingenbergstraße 26

D-32758 Detmold

Germany

www.weidmueller.com

Technical data

Rated data IEC / EN

| | | | |
|---|-------------------------------|---|---|
| Capacitance | 2.0 nF | Discharge current I_{\max} (8/20 μ s) GND-PE | 10 kA |
| Discharge current I_{\max} (8/20 μ s) wire-PE | 2 x 10 kA | Discharge current I_{\max} (8/20 μ s) wire-wire | 10 kA |
| Discharge current I_n (8/20 μ s) GND-PE | 2.5 kA | Discharge current I_n (8/20 μ s) wire-PE | 2.5 kA |
| Discharge current I_n (8/20 μ s) wire-wire | 2.5 kA | Fuse | 0.5 A |
| Lightning test current, I_{imp} (10/350 μ s) GND-PE | 2.5 kA | Lightning test current, I_{imp} (10/350 μ s) Wire-PE | 2.5 kA |
| Lightning test current, I_{imp} (10/350 μ s) wire-wire | 2.5 kA | Max. continuous voltage, U_c (AC) | 28 V |
| Max. continuous voltage, U_c (DC) | 40 V | Overload - failure mode | Modus 2 |
| Protection level U_p (typ.) | < 800 V | Protection level on output side Wire-PE 1kV/ μ s, typically | 450 V |
| Protection level on output side Wire-wire 1 kV/ μ s, typically | 60 V | Protection level on output side Wire-wire 8/20 μ s, typically | 60 V |
| Protection level, U_p GND - PE | 800 V | Protection level, U_p wire - PE | 450 V |
| Protection level, U_p wire - wire | 60 V | Pulse-reset capacity | \leq 450 ms |
| Rated current I_N | 450 mA | Rated voltage (AC) | 24 V |
| Rated voltage (DC) | 24 V | Requirements category acc. to IEC 61643-21 | C1, C2, C3, D1 |
| Signal transmission properties (-3 dB) | 2.7 MHz | Signalling contact | U_N 250 V AC 0.1 A 1CO at VSPC R with VSPC control unit |
| Standards | IEC 61643-21, HART-compatible | Surge current-carrying capacity C1 | < 1 kA 8/20 μ s |
| Surge current-carrying capacity C2 | 5 kA 8/20 μ s | Surge current-carrying capacity C3 | 100 A 10/1000 μ s |
| Surge current-carrying capacity D1 | 2.5 kA 10/350 μ s | Voltage type | AC |
| Volume resistance | 2.20 Ω | | |

Further details of approvals

| | |
|------------------|-----------------|
| GOST certificate | GOST-Zertifikat |
|------------------|-----------------|

Connection data

| | |
|--------------------|------------------------|
| Type of connection | Pluggable in VSPC BASE |
|--------------------|------------------------|

Ratings IECEx/ATEX/cUL

| | |
|-----------------|-----------------|
| cUL certificate | cUL Certificate |
|-----------------|-----------------|

Classifications

| | | | |
|-------------|-------------|-------------|-------------|
| ETIM 6.0 | EC000943 | ETIM 7.0 | EC000943 |
| ETIM 8.0 | EC000943 | ETIM 9.0 | EC000943 |
| ECLASS 9.0 | 27-13-08-07 | ECLASS 9.1 | 27-13-08-07 |
| ECLASS 10.0 | 27-13-08-07 | ECLASS 11.0 | 27-13-08-07 |
| ECLASS 12.0 | 27-17-90-90 | ECLASS 13.0 | 27-17-90-90 |

VSPC 2CL 24VAC R

Weidmüller Interface GmbH & Co. KG

Klingenbergstraße 26

D-32758 Detmold

Germany

www.weidmueller.com

Technical data

Tender specification sheets

Long specification

Surge protection plug for use in connection with the base element VSPC BASE 2CL R for two floating-ground driven paired cables with integrated status display and remote monitoring option. Two-stage protection circuit consisting of coarse protection, decoupling resistors and fine protection between the signal wires and coarse common mode voltage protection to earth. Mechanical identification of the plug to the base element according to the switching type and rated voltage. Optical identification of the protected plug based on the type of protected switching and the voltage level. Protected plug with coding pin and counter-profile for the base element. It is possible to mark the plug.

Short specification

Surge protection plug for base element VSPC BASE 2CL R with integrated status indicator and remote monitoring option, transverse voltage coarse and fine protection for two floating-ground powered paired cables and alert function, coarse common mode voltage protection to earth. Version: 24 V AC

Environmental Product Compliance

REACH SVHC

Lead 7439-92-1

SCIP

71e97bb7-979f-4330-94c0-20c629bb05e3

Important note

Product information

Mode 2: State where the voltage-limiting part of the SPD was short-circuited due to a very low impedance within the SPD. The line is inoperable, but the measuring equipment is still protected by means of a short-circuit.

Approvals

Approvals



ROHS

Conform

UL File Number Search

UL Website

Certificate No. (UL)

E311081

Downloads

Approval/Certificate/Document of Conformity

[SIL Paper](#)
[EU Konformitätserklärung / EU Declaration of Conformity](#)

Engineering Data

[CAD data – STEP](#)

User Documentation

[Beipackzettel / Instruction sheet](#)

Catalogues

[Catalogues in PDF-format](#)

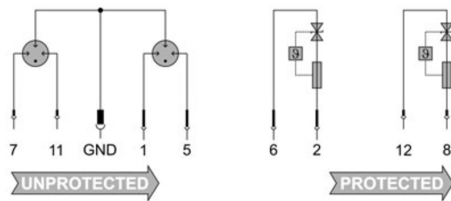
Brochures

VSPC 2CL 24VAC R
Weidmüller Interface GmbH & Co. KG

Klingenbergstraße 26

D-32758 Detmold

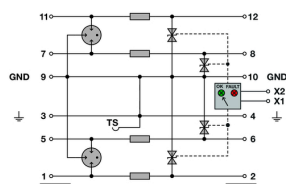
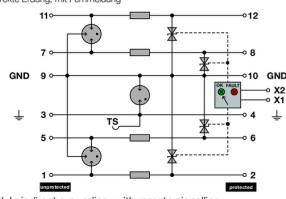
Germany

www.weidmueller.com
Drawings
Electric symbol


Circuit diagram

| Cate- gory | Testing pulse | Surge voltage | Surge current | Pulse Type |
|---------------|--------------------------|---------------------------------|----------------------------------|---|
| C1 | Quick- rising edge | 0.5 - 2 kV with 1.2/50 µs | 0.25 - 1 kA mit 8/20 µs | 300 Surge voltage arrester |
| C2 | Quick- rising edge | 2 - 10 kV with 1.2/50 µs | 1 - 5 kA mit 8/20 µs | 10 Surge voltage arrester |
| C3 | Quick- rising edge | ≥ 1 kV with 1 kV/µs | 10 - 100 A mit 10/10000 µs | 300 Surge voltage arrester |
| D1 | High power | ≥ 1 kV | 0.5 - 2.5 kA mit 10/350 µs | 2 Arrester for lightning current and surge voltages |

Discharge capacity


 Complete module direct grounding, with remote signalling
 Kompletmodul direkte Erdung, mit Fernmeldung

 Complete module indirect grounding, with remote signalling
 Kompletmodul indirekte Erdung, mit Fernmeldung

Komplettmodul