

VSSC6TRGDT110VAC/DC10KA**Weidmüller Interface GmbH & Co. KG**

Klingenbergstraße 26

D-32758 Detmold

Germany

www.weidmueller.com

Similar to illustration



Surge protection with individual components
With gas-discharge tubes in terminal design
Gas-discharge tubes / sparkover gaps (GDT) are designed with a terminal shape. They are approved for a maximum DC voltage, which is printed on the component. Any voltage greater than the amount specified is safely discharged within about 10-100µs. Gas arresters can be used for high-power applications.

General ordering data

| | |
|------------|--|
| Version | Surge protection for instrumentation and control, Surge protection for measurement and control, $U_P(L/N-PE) \leq 1200\text{ V}$ |
| Order No. | 1064890000 |
| Type | VSSC6TRGDT110VAC/DC10KA |
| GTIN (EAN) | 4032248830145 |
| Qty. | 10 pc(s). |

VSSC6TRGDT110VAC/DC10KA

Weidmüller Interface GmbH & Co. KG

Klingenbergstraße 26

D-32758 Detmold

Germany

www.weidmueller.com

Technical data

Dimensions and weights

| | | | |
|------------|---------|-----------------|------------|
| Depth | 81 mm | Depth (inches) | 3.189 inch |
| Height | 88.5 mm | Height (inches) | 3.484 inch |
| Width | 6.2 mm | Width (inches) | 0.244 inch |
| Net weight | 43.6 g | | |

Temperatures

| | | | |
|---------------------|----------------|-----------------------|-------------|
| Storage temperature | -40 °C...80 °C | Operating temperature | -40 °C...80 |
| Humidity | 5...96 % | | |

Probability of failure

| | | | |
|------------------------------------|-------|------|----------|
| SIL in compliance with IEC 61508 | 3 | MTTF | 11,416 a |
| SFF | 100 % | λges | 10 |
| PFH in 1·10 ⁻⁹ per hour | 0 | | |

Rated data UL

| | |
|----------------|---------------|
| UL certificate | UL Zertifikat |
|----------------|---------------|

CSA protection data

| | | | |
|--|-------|--|------|
| Gas group C | IIB | Gas group D | IIA |
| Gas groups A, B | IIC | Input current, max. I _I | 12 A |
| Input voltage, max. U _i | 195 V | Internal capacity, max. C _I | 0 nF |
| Internal inductance, max. L _I | 0 μH | | |

General data

| | | | |
|---------------------------|---------------------------------------|--------------------------|--|
| Colour | black | Design | Terminal |
| Isolating function | Yes | Optical function display | No |
| Protection degree | IP20 | Rail | TS 35 |
| Segment | Measurement - Monitoring - Setting | Testing option | Functional screw with test plug receptacle, connec- tions 1, 2, 4, 5 |
| UL 94 flammability rating | V-0 | Version | Surge protection for mea- surement and control |

Insulation coordination acc. to EN 50178

| | | | |
|--------------------|---|------------------------|-----|
| Pollution severity | 2 | Surge voltage category | III |
|--------------------|---|------------------------|-----|

VSSC6TRGDT110VAC/DC10KA

Weidmüller Interface GmbH & Co. KG

Klingenbergstraße 26

D-32758 Detmold

Germany

www.weidmueller.com

Technical data

Rated data IEC / EN

| | | | |
|--|--|---|----------------------|
| Capacitance | 4.2 nF | Discharge current I_{\max} (8/20 μ s) wire-PE | 10 kA |
| Discharge current I_n (8/20 μ s) wire-PE | 2.5 kA | Discharge current, max. (8/20 μ s) | 20 kA |
| Lightning test current I_{imp} (10/350 μ s) | 1 kA | Lightning test current, I_{imp} (10/350 μ s) | 1 kA |
| Max. continuous voltage, U_c (AC) | 138 V | Wire-PE | 1 kA |
| Number of poles | 1 | Max. continuous voltage, U_c (DC) | 195 V |
| Protection level U_p (typ.) | ≤ 1200 V | Overload - failure mode | Modus 2 |
| Rated voltage (AC) | 110 V | Rated current I_N | 12 A |
| Requirements category acc. to IEC 61643-21 | C2, C3, D1 | Rated voltage (DC) | 156 V |
| Surge current-carrying capacity C2 | 2.5 kA 8/20 μ s 5 kV 1.2/50 μ s | Standards | IEC 61643-21 |
| Surge current-carrying capacity D1 | 1 kA 10/350 μ s | Surge current-carrying capacity C3 | 50 A 10/1000 μ s |
| Volume resistance | $<0.1 \Omega$ | Voltage type | AC/DC |

Further details of approvals

| | |
|------------------|-----------------|
| GOST certificate | GOST-Zertifikat |
|------------------|-----------------|

Connection data

| | | | |
|--|---------------------|--|-------------------|
| Stripping length | 10 mm | Type of connection | Screw connection |
| Tightening torque, min. | 0.5 Nm | Tightening torque, max. | 0.8 Nm |
| Clamping range, min. | 0.5 mm ² | Clamping range, max. | 4 mm ² |
| Wire cross-section, solid, min. | 0.5 mm ² | Wire cross-section, solid, max. | 6 mm ² |
| Conductor cross-section, flexible, AEH (DIN 46228-1), min. | 0.5 mm ² | Conductor cross-section, flexible, AEH (DIN 46228-1), max. | 4 mm ² |
| Connection cross-section, stranded, min. | 0.5 mm ² | Connection cross-section, stranded, max. | 4 mm ² |

Ratings IECEx/ATEX/cUL

| | |
|-----------------|-----------------|
| cUL certificate | cUL Certificate |
|-----------------|-----------------|

Classifications

| | | | |
|-------------|-------------|-------------|-------------|
| ETIM 6.0 | EC000943 | ETIM 7.0 | EC000943 |
| ETIM 8.0 | EC000943 | ETIM 9.0 | EC000943 |
| ECLASS 9.0 | 27-13-08-07 | ECLASS 9.1 | 27-13-08-07 |
| ECLASS 10.0 | 27-13-08-07 | ECLASS 11.0 | 27-13-08-07 |
| ECLASS 12.0 | 27-17-90-90 | ECLASS 13.0 | 27-17-90-90 |

VSSC6TRGDT110VAC/DC10KA

Weidmüller Interface GmbH & Co. KG

Klingenbergstraße 26

D-32758 Detmold

Germany

www.weidmueller.com

Technical data

Tender specification sheets

Long specification

Feed-through terminal, 12.4mm wide with sparkover gap between the two signal lines and the mounting rail potential, TS 35 contact base. Each signal path can be opened using an isolator. A signal with max. 12A can be protected here. When the terminal is fitted, a simultaneous electrically conducting contact is made between the mounting rail (earth) and the reference potential (ground) of the protection circuit in the terminal. Optical identification of the terminal based on the type of protected switching and the voltage level. The terminal can be labelled or marked.

Short specification

Feed-through terminal with sparkover gaps (GDT) between two signal lines and mounting rail potential. Each signal path can be opened using an isolator. TS 35 contact base. Version: 110 V UC 10kA

Important note

Product information

Mode 2: State where the voltage-limiting part of the SPD was short-circuited due to a very low impedance within the SPD. The line is inoperable, but the measuring equipment is still protected by means of a short-circuit.

Approvals

Approvals



ROHS

Conform

Downloads

Approval/Certificate/Document of Conformity

[SIL Paper](#)
[EU Konformitätserklärung / EU Declaration of Conformity](#)

Engineering Data

[CAD data – STEP](#)

User Documentation

[Beipackzettel / Instruction sheet](#)

Catalogues

[Catalogues in PDF-format](#)


Brochures

VSSC6TRGDT110VAC/DC10KA

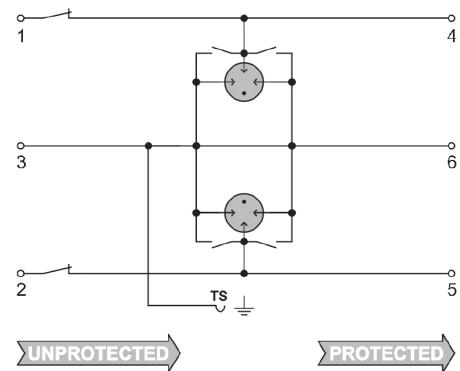
Weidmüller Interface GmbH & Co. KG
Klingenbergstraße 26
D-32758 Detmold
Germany

www.weidmueller.com

Drawings



Similar to illustration



Circuit diagram



VSSC6TRGDT110VAC/DC10KA**Weidmüller Interface GmbH & Co. KG**

Klingenbergstraße 26

D-32758 Detmold


Germany

www.weidmueller.com**Accessories****Accessories (end plates)**

End plates (AP) for the VSSC product series in light blue and black

General ordering data

| | | |
|------------|----------------------------|-----------------|
| Type | AP VSSC6 | Version |
| Order No. | 1063110000 | VSSC, End plate |
| GTIN (EAN) | 4032248947553 | |
| Qty. | 50 pc(s). | |

SnapMark

SnapMark - this tag carrier has been developed specifically for the I-series double-level terminal IDK 1.5N. The flexible pivot mechanism allows cross-connections to be easily installed or removed. It can hold four DEK 5 labelling tags or two WS 10/5 Middle connector markers.

General ordering data

| | | |
|------------|----------------------------|--|
| Type | SNAPMARK I | Version |
| Order No. | 1805880000 | Group markers, Terminal marker, 23 x 5 mm, Pitch in mm (P): 5.00 |
| GTIN (EAN) | 4032248273614 | Weidmueller, white |
| Qty. | 50 pc(s). | |

VSSC6TRGDT110VAC/DC10KA**Weidmüller Interface GmbH & Co. KG**

Klingenbergstraße 26

D-32758 Detmold

Germany

www.weidmueller.com**Accessories****Blank**

The Dekafix (DEK) marker is the universal marker for all conductor and plug-in connectors as well as for electronic sub-assemblies. The system is ideal for short number sequences and covers a wide range of ready-printed markers.

Strips for fast installation in only one work step. The printing is easy to read, rich in contrast and available in various widths.

- Large range of ready-to-use markers
- Strips for fast installation
- Terminal markers, suitable for all Weidmüller cable connectors
- Available as blank MultiCard or with standard printing

For custom printing: Please send us a file of our labeling software M-Print PRO or M-Print PRO Online (without installation) for your labeling specifications.

General ordering data

| | | |
|------------|----------------------------|---|
| Type | DEK 5/5 MC NE WS | Version |
| Order No. | 1609801044 | Dekafix, Terminal marker, 5 x 5 mm, Pitch in mm (P): 5.00 |
| GTIN (EAN) | 4008190397111 | Weidmueller, white |
| Qty. | 1,000 pc(s). | |