


VSSC6 MOV 240VAC/DC**Weidmüller Interface GmbH & Co. KG**

Klingenbergstraße 26

D-32758 Detmold

Germany

www.weidmueller.com

Overvoltage protection with individual components with varistors in terminal design
The metal-oxide varistors can be used in terminal design. They are approved for a maximum sine-wave-form power-frequency operating voltage, which is printed on the component. Any voltages greater than the permitted maximum are discharged safely within 25 ns. Varistors are used for medium to high power.

General ordering data

| | |
|------------|--|
| Version | Surge protection for instrumentation and control, Surge protection for measurement and control, $U_P(L/N-PE) \leq 1200\text{ V}$ |
| Order No. | 1064630000 |
| Type | VSSC6 MOV 240VAC/DC |
| GTIN (EAN) | 4032248829941 |
| Qty. | 5 pc(s). |

VSSC6 MOV 240VAC/DC

Weidmüller Interface GmbH & Co. KG

Klingenbergstraße 26

D-32758 Detmold

Germany

www.weidmueller.com

Technical data

Dimensions and weights

| | | | |
|------------|---------|-----------------|------------|
| Depth | 81 mm | Depth (inches) | 3.189 inch |
| Height | 88.5 mm | Height (inches) | 3.484 inch |
| Width | 12.4 mm | Width (inches) | 0.488 inch |
| Net weight | 60.4 g | | |

Temperatures

| | | | |
|---------------------|----------------|-----------------------|-------------|
| Storage temperature | -40 °C...80 °C | Operating temperature | -40 °C...70 |
| Humidity | 5...96 % | | |

Probability of failure

| | | | |
|-----------------------------------|-------|-----------------|---------|
| SIL in compliance with IEC 61508 | 3 | MTTF | 4,391 a |
| SFF | 100 % | λ_{ges} | 26 |
| PFH in $1 \cdot 10^{-9}$ per hour | 0 | | |

Rated data UL

| | | | |
|----------------------|---------|----------------|---------------|
| Certificate No. (UL) | E311081 | UL certificate | UL Zertifikat |
|----------------------|---------|----------------|---------------|

CSA protection data

| | | | |
|---------------------------------|-----------|-------------------------------|------|
| Gas group C | IIB | Gas group D | IIA |
| Gas groups A, B | IIC | Input current, max. I_i | 12 A |
| Input voltage, max. U_i | 407 V | Internal capacity, max. C_i | 1 nF |
| Internal inductance, max. L_i | 0 μ H | | |

General data

| | | | |
|--------------------|---|---------------------------|----------|
| Colour | black | Design | Terminal |
| Isolating function | No | Optical function display | No |
| Protection degree | IP20 | Rail | TS 35 |
| Segment | Measurement - Monitoring - Setting | UL 94 flammability rating | V-0 |
| Version | Surge protection for mea- surement and control | | |

Insulation coordination acc. to EN 50178

| | | | |
|--------------------|---|------------------------|-----|
| Pollution severity | 2 | Surge voltage category | III |
|--------------------|---|------------------------|-----|

VSSC6 MOV 240VAC/DC

Weidmüller Interface GmbH & Co. KG

Klingenbergstraße 26

D-32758 Detmold

Germany

www.weidmueller.com

Technical data

Rated data IEC / EN

| | | | |
|--|--------------------------|---|--|
| Capacitance | 0.5 nF | Discharge current I_{\max} (8/20 μ s) wire-PE | 6 kA |
| Discharge current I_n (8/20 μ s) wire-PE | 1.5 kA | Discharge current, max. (8/20 μ s) | 12 kA |
| Insertion loss | ≤ 0.5 dB | Max. continuous voltage, U_c (AC) | 288 V |
| Max. continuous voltage, U_c (DC) | 407 V | Number of poles | 1 |
| Overload - failure mode | Mode 1 | Protection level U_p (typ.) | ≤ 1200 V |
| Rated current I_N | 12 A | Rated voltage (AC) | 240 V |
| Rated voltage (DC) | 339 V | Requirements category acc. to IEC 61643-21 | C1, C2 |
| Standards | According to IEC61643-21 | Surge current-carrying capacity C1 | 0.5 kA 8/20 μ s 1 kV 1.2/50 μ s |
| Surge current-carrying capacity C2 | 1.5 kA 8/20 μ s | Voltage type | AC/DC |
| Volume resistance | $<0.1 \Omega$ | | |

Further details of approvals

| | |
|------------------|-----------------|
| GOST certificate | GOST-Zertifikat |
|------------------|-----------------|

Connection data

| | | | |
|--|---------------------|--|-------------------|
| Stripping length | 10 mm | Type of connection | Screw connection |
| Tightening torque, min. | 0.5 Nm | Tightening torque, max. | 0.8 Nm |
| Clamping range, min. | 0.5 mm ² | Clamping range, max. | 4 mm ² |
| Wire cross-section, solid, min. | 0.5 mm ² | Wire cross-section, solid, max. | 6 mm ² |
| Conductor cross-section, flexible, AEH (DIN 46228-1), min. | 0.5 mm ² | Conductor cross-section, flexible, AEH (DIN 46228-1), max. | 4 mm ² |
| Connection cross-section, stranded, min. | 0.5 mm ² | Connection cross-section, stranded, max. | 4 mm ² |

Classifications

| | | | |
|-------------|-------------|-------------|-------------|
| ETIM 6.0 | EC000943 | ETIM 7.0 | EC000943 |
| ETIM 8.0 | EC000943 | ETIM 9.0 | EC000943 |
| ECLASS 9.0 | 27-13-08-07 | ECLASS 9.1 | 27-13-08-07 |
| ECLASS 10.0 | 27-13-08-07 | ECLASS 11.0 | 27-13-08-07 |
| ECLASS 12.0 | 27-17-90-90 | ECLASS 13.0 | 27-17-90-90 |

VSSC6 MOV 240VAC/DC

Weidmüller Interface GmbH & Co. KG

Klingenbergstraße 26

D-32758 Detmold

Germany

www.weidmueller.com

Technical data

Tender specification sheets

Long specification

Feed-through terminal, 6.2mm wide with varistors between the two signal lines and the mounting rail potential, TS 35 contact base. A signal with max. 12A can be protected here. When the terminal is fitted, a simultaneous electrically conducting contact is made between the mounting rail (earth) and the reference potential (ground) of the protection circuit in the terminal. Optical identification of the terminal based on the type of protected switching and the voltage level. The terminal can be labelled or marked.

Short specification

Feed-through terminal with varistors (MOV) between two signal lines and the mounting rail potential, TS 35 contact base. Version: 240 V UC

Important note

Product information

Mode 1: State where the voltage-limiting part of the SPD was disconnected. The voltage limiting function is no longer available, but the cable is still functional.

Approvals

Approvals



| | |
|-----------------------|------------|
| ROHS | Conform |
| UL File Number Search | UL Website |
| Certificate No. (UL) | E311081 |

Downloads


| | |
|---|--|
| Approval/Certificate/Document of Conformity | SIL Paper EU Konformitätserklärung / EU Declaration of Conformity |
| Engineering Data | CAD data – STEP |
| User Documentation | Beipackzettel / Instruction sheet |
| Catalogues | Catalogues in PDF-format |
| Brochures | |

VSSC6 MOV 240VAC/DC

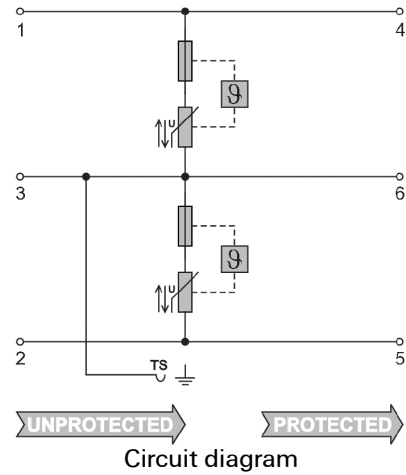
Weidmüller Interface GmbH & Co. KG
Klingenbergstraße 26
D-32758 Detmold
Germany

www.weidmueller.com

Drawings



Similar to illustration



VSSC6 MOV 240VAC/DC**Weidmüller Interface GmbH & Co. KG**

Klingenbergstraße 26

D-32758 Detmold

Germany

www.weidmueller.com**Accessories****SnapMark**

SnapMark - this tag carrier has been developed specifically for the I-series double-level terminal IDK 1.5N. The flexible pivot mechanism allows cross-connections to be easily installed or removed. It can hold four DEK 5 labelling tags or two WS 10/5 Middle connector markers.

General ordering data

| | | |
|------------|----------------------------|--|
| Type | SNAPMARK I | Version |
| Order No. | 1805880000 | Group markers, Terminal marker, 23 x 5 mm, Pitch in mm (P): 5.00 |
| GTIN (EAN) | 4032248273614 | Weidmueller, white |
| Qty. | 50 pc(s). | |

Accessories (end plates)

End plates (AP) for the VSSC product series in light blue and black

General ordering data

| | | |
|------------|----------------------------|-----------------|
| Type | AP VSSC6 | Version |
| Order No. | 1063110000 | VSSC, End plate |
| GTIN (EAN) | 4032248947553 | |
| Qty. | 50 pc(s). | |

VSSC6 MOV 240VAC/DC**Weidmüller Interface GmbH & Co. KG**

Klingenbergstraße 26

D-32758 Detmold

Germany

www.weidmueller.com**Accessories****Blank**

The Dekafix (DEK) marker is the universal marker for all conductor and plug-in connectors as well as for electronic sub-assemblies. The system is ideal for short number sequences and covers a wide range of ready-printed markers.

Strips for fast installation in only one work step. The printing is easy to read, rich in contrast and available in various widths.

- Large range of ready-to-use markers
- Strips for fast installation
- Terminal markers, suitable for all Weidmüller cable connectors
- Available as blank MultiCard or with standard printing

For custom printing: Please send us a file of our labeling software M-Print PRO or M-Print PRO Online (without installation) for your labeling specifications.

General ordering data

| | | |
|------------|----------------------------|---|
| Type | DEK 5/5 MC NE WS | Version |
| Order No. | 1609801044 | Dekafix, Terminal marker, 5 x 5 mm, Pitch in mm (P): 5.00 |
| GTIN (EAN) | 4008190397111 | Weidmueller, white |
| Qty. | 1,000 pc(s). | |