

SAIL-M12WM12W-CD-1.5A**Weidmüller Interface GmbH & Co. KG**

Klingenbergstraße 26

D-32758 Detmold

Germany

www.weidmueller.com

The most reliable way of achieving connections between two I/O slaves or between the control and one I/O subscriber is by way of pre-assembled cables. The line of cables covers PROFIBUS, CANopen, DeviceNet™, EtherCAT and Ethernet.

General ordering data

Version	Bus line, Connecting line, M12 / M12, Number of poles: 5, 1.5 m, pin, 90° - socket 90°, Shielded: Yes, LED: No, Sheath material: PUR, Halogen: No
Order No.	1062150150
Type	SAIL-M12WM12W-CD-1.5A
GTIN (EAN)	4032248811878
Qty.	1 pc(s).

SAIL-M12WM12W-CD-1.5A**Weidmüller Interface GmbH & Co. KG**

Klingenbergstraße 26

D-32758 Detmold

Germany

www.weidmueller.com

Technical data**Dimensions and weights**

Net weight	125 g
------------	-------

Technical specifications for cable

Acceleration	5 m/s ²	Bending cycles	3 Mio
Bending radius, min., moving	10 x cable diameter	Bending radius, min., stationary	5 x cable diameter
Cable length	1.5 m	Colour coding	white, blue, red, black
Configurable cable length	No	Halogen	No
Hybrid cable	No	Insulation	TPE
Irradiation crosslinked	No	Number of poles	5
Outer cladding in accordance with UL AWM style	20236 (80 °C / 30 V)	Outside diameter	7 mm ± 0.3 mm
Resistant to welding beads	No	Sheath material	PUR
Sheathing colour	violet	Shielded	Yes
Speed	180 m/s	Suitable for cable carriers	Yes
Temperature range, moving	-10...80 °C	Temperature range, stationary	-40...80 °C
Welding spark resistance	No	Wire cross section (Print/Online)	2 x 0.34 mm ² + 2 x 0.22 mm ²

General technical data

Coding	A-coded	Connection thread	M12 / M12
Contact material	Ni/Au	Contact surface	Gold-plated
Housing main material	PUR	LED	No
Plugging cycles	≥ 100	Pollution severity	3
Protection degree	IP67	Rated current	4 A
Rated voltage	125 V	Temperature range of housing	-25...+80 °C
Threaded ring material	Brass, nickel-plated	Tightening torque	M12: 0.8 - 1.2 Nm
Version	pin, 90° - socket 90°	jumpered	No

Electrical properties

Rated voltage	125 V
---------------	-------

General standards

Certificate no. (cULus)	E307231
-------------------------	---------

Plug, left

Plug left	M12, A-coded, IP67, male contact, angled 90°, Plastic, shielded
-----------	---

Plug, right

Contact surface	Gold-plated	Housing main material	PUR
Plug right	M12, A-coded, IP67, female contact, straight, Plastic, shielded	Plugging cycles	≥ 100

SAIL-M12WM12W-CD-1.5A**Weidmüller Interface GmbH & Co. KG**

Klingenbergstraße 26

D-32758 Detmold

Germany

www.weidmueller.com

Technical data**Classifications**

ETIM 6.0	EC002599	ETIM 7.0	EC002599
ETIM 8.0	EC002599	ETIM 9.0	EC002599
ECLASS 9.0	27-06-03-08	ECLASS 9.1	27-06-03-08
ECLASS 10.0	27-06-03-08	ECLASS 11.0	27-06-03-08
ECLASS 12.0	27-06-03-08	ECLASS 13.0	27-06-03-08

Environmental Product Compliance

REACH SVHC	Lead 7439-92-1
SCIP	1c533b66-fcff-4da5-b89f-fd55fbf5cb55

Approvals

Approvals



ROHS	Conform
UL File Number Search	UL Website
Certificate no. (cULus)	E307231

Downloads

Engineering Data	CAD data – STEP
Product Change Notification	20221115 Technical change to CANopenDeviceNet cord sets and cables 20221115 Technische Änderung zu CANopenDeviceNet Leitungen
Catalogues	Catalogues in PDF-format
Brochures	FL FIELDWIRING EN FL FIELDWIRING EN

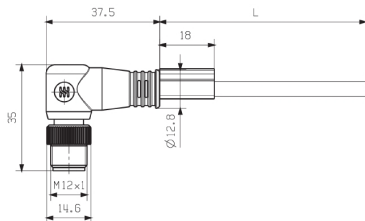
SAIL-M12WM12W-CD-1.5A

Weidmüller Interface GmbH & Co. KG
Klingenbergstraße 26
D-32758 Detmold
Germany

www.weidmueller.com

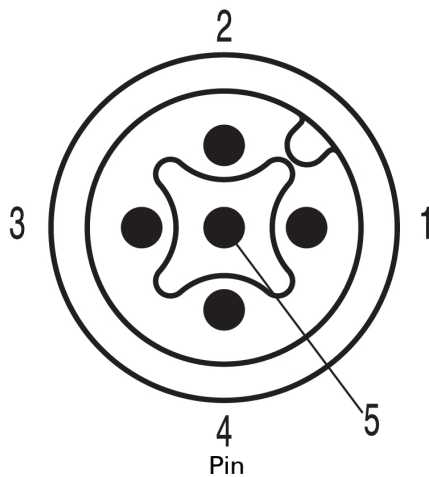
Drawings

Dimensioned drawing

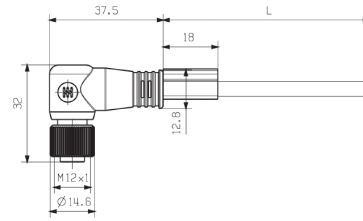


Male, angled

Pole scheme

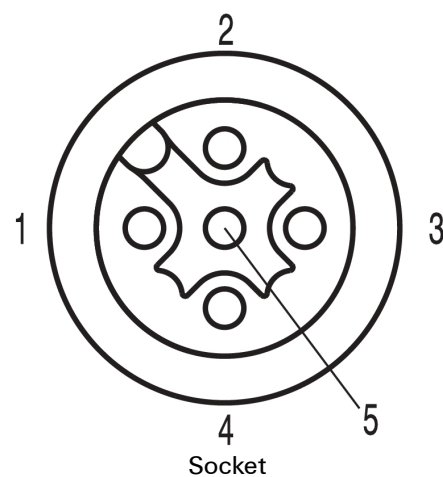


Dimensioned drawing

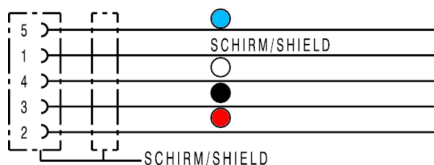


Socket angled

Pole scheme



Wiring diagram



The ideal tool: Screwty® with torque function



Light, securely screwed-in round plug-in connectors. Screwty set DM / VPE: 1 / Order No.: 1920000000 Adapters: M12, M12 F, M8, M8 F