

SAIL-M12GM12G-4B-1.0U**Weidmüller Interface GmbH & Co. KG**

Klingenbergstraße 26

D-32758 Detmold

Germany

www.weidmueller.com

Sensor/actuator cables are used for wiring sensors and actuators and for transmitting data or power in various applications. The moulded cable offers connected and tested connection of the plug-in connector to the cable ex-works. The cables may be exposed to a wide range of conditions, such as humidity, dust, heat, cold, shock or vibration.

Our developers have focused specifically on this issue and designed a host of different M8 and M12 sensor-actuator cables so you are bound to find the solution you need for your application.

Is there something you have not managed to find or you feel needs explanation? Talk to us!

General ordering data

| | |
|------------|--|
| Version | Sensor/actuator line, Connecting line, M12 / M12, Number of poles : 4, 1 m, pin, straight - socket, straight, Shielded: No, LED: No, Sheath material: PUR, Halogen: No |
| Order No. | 1057840100 |
| Type | SAIL-M12GM12G-4B-1.0U |
| GTIN (EAN) | 4050118556384 |
| Qty. | 1 pc(s). |

SAIL-M12GM12G-4B-1.0U**Weidmüller Interface GmbH & Co. KG**

Klingenbergstraße 26

D-32758 Detmold

Germany

www.weidmueller.com

Technical data**Dimensions and weights**

| | |
|------------|------|
| Net weight | 50 g |
|------------|------|

Technical specifications for cable

| | | | |
|----------------------------------|--|--|----------------------------------|
| Acceleration | 5 m/s ² | Bending cycles | 12 Mio |
| Bending cycles at torsion | > 5 Mio. | Bending radius, min., moving | 10 x cable diameter |
| Bending radius, min., stationary | 5 x cable diameter | Cable length | 1 m |
| Colour coding | brown, white, blue, black | Configurable cable length | Yes |
| Core cross-section | 0.34 mm ² | Core in accordance with UL AWM style | 10493 (80 °C / 300 V) |
| Halogen | No | Hydrolysis and microbe resistant | Yes |
| Insulation | PP | Irradiation crosslinked | No |
| LABS-free | Yes | Length of torsion | 1 m |
| Number of poles | 4 | Outer cladding in accordance with UL AWM style | 20549 (80 °C / 300 V) |
| Outside diameter | 4.7 mm ± 0.2 mm | Resistance to oils | in accordance with IEC 60811:404 |
| Resistance to spread of flame | In accordance with UL1581 UL / CUL FT2, in accordance with IEC 60332-2-2 | Resistant to welding beads | No |
| Sheath material | PUR | Sheathing colour | black |
| Shielded | No | Speed | 5 m/s |
| Suitable for cable carriers | Yes | Temperature range, moving | -25...80 °C |
| Temperature range, stationary | -40...80 °C | Torsion resistance | 360 °/m |
| Welding spark resistance | No | | |

General technical data

| | | | |
|--|--------------|------------------------------|---|
| Connection thread | M12 / M12 | Contact surface | Gold-plated |
| Housing main material | PUR | Insulation strength | 10 ⁸ Ω |
| LED | No | Plugging cycles | ≥ 100 |
| Pollution severity | 3 | Protection degree | IP65, IP66, IP67, IP68, when screwed in, IP69 |
| Rated current | 4 A | Rated voltage | 250 V |
| Shock and vibration proof according to | Section B | Temperature range of housing | -25...+85 °C |
| Threaded ring material | Diecast zinc | Version | pin, straight - socket, straight |
| jumpered | No | | |

Electrical properties

| | | | |
|---------------------|-------------------|---------------|-------|
| Insulation strength | 10 ⁸ Ω | Rated voltage | 250 V |
|---------------------|-------------------|---------------|-------|

General standards

| | |
|-------------------------|---------|
| Certificate no. (cULus) | E307231 |
|-------------------------|---------|

Standards

| | |
|--|-----------|
| Shock and vibration proof according to | Section B |
|--|-----------|

SAIL-M12GM12G-4B-1.0U

Weidmüller Interface GmbH & Co. KG

Klingenbergstraße 26

D-32758 Detmold

Germany

www.weidmueller.com

Technical data

Plug, left

| | |
|-----------|---|
| Plug left | M12, B-coded, IP69, male contact, straight, Plastic, unshielded |
|-----------|---|

Plug, right

| | | | |
|-----------------|---|-----------------------|-------|
| Contact surface | Gold-plated | Housing main material | PUR |
| Plug right | M12, B-coded, IP69, female contact, straight, Plastic, unshielded | Plugging cycles | ≥ 100 |

Classifications

| | | | |
|-------------|-------------|-------------|-------------|
| ETIM 6.0 | EC001855 | ETIM 7.0 | EC001855 |
| ETIM 8.0 | EC001855 | ETIM 9.0 | EC001855 |
| ECLASS 9.0 | 27-06-03-11 | ECLASS 9.1 | 27-06-03-11 |
| ECLASS 10.0 | 27-06-03-11 | ECLASS 11.0 | 27-06-03-11 |
| ECLASS 12.0 | 27-06-03-11 | ECLASS 13.0 | 27-06-03-11 |

Environmental Product Compliance

| | |
|------------|--------------------------------------|
| REACH SVHC | Lead 7439-92-1 |
| SCIP | 1c533b66-fcff-4da5-b89f-fd55fbf5cb55 |

Approvals

Approvals



| | |
|-------------------------|------------|
| ROHS | Conform |
| UL File Number Search | UL Website |
| Certificate no. (cULus) | E307231 |

Downloads

| | |
|-----------------------------|---|
| Product Change Notification | DE - Technische Änderung zu M12 Gewinding mit 6-Kant EN - Technical change to M12 nut with additional hexagonal mounting |
| Catalogues | Catalogues in PDF-format |

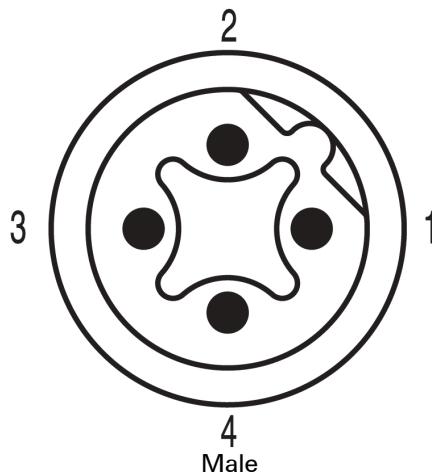
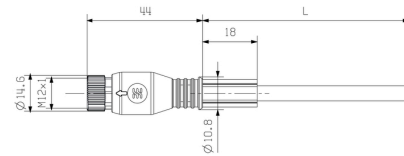
SAIL-M12GM12G-4B-1.0U

Weidmüller Interface GmbH & Co. KG
 Klingenbergstraße 26
 D-32758 Detmold
 Germany

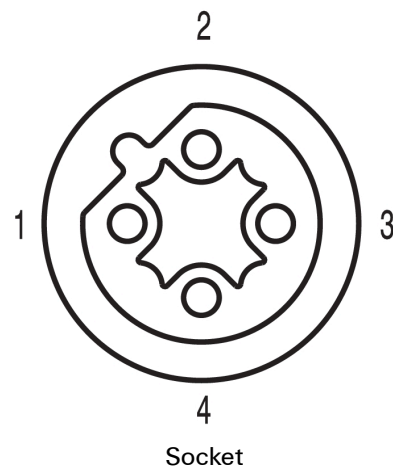
www.weidmueller.com

Drawings
Dimensioned drawing


Male, straight

Pole scheme

Dimensioned drawing


Straight socket

Pole scheme

Wiring diagram

The ideal tool: Screwty® with torque function

Light, securely screwed-in round plug-in connectors. Screwty set DM / VPE: 1 / Order No.: 1920000000 Adapters: M12, M12 F, M8, M8 F