


**WDL 2.5/NT/L/PE****Weidmüller Interface GmbH & Co. KG**

Klingenbergstraße 26

D-32758 Detmold

Germany

[www.weidmueller.com](http://www.weidmueller.com)**Product image****General ordering data**

Version	Multi level installation terminal block, Screw connection, 2.5 mm <sup>2</sup> , 400 V, 24 A, Number of connections: 5, Number of levels: 3, dark beige
Order No.	<a href="#">1029800000</a>
Type	WDL 2.5/NT/L/PE
GTIN (EAN)	4008190152703
Qty.	50 pc(s).

## WDL 2.5/NT/L/PE

Weidmüller Interface GmbH &amp; Co. KG

Klingenbergstraße 26

D-32758 Detmold

Germany

www.weidmueller.com

## Technical data

## Dimensions and weights

Depth	48 mm	Depth (inches)	1.89 inch
Depth including DIN rail	49 mm	Height	90 mm
Height (inches)	3.543 inch	Width	6.1 mm
Width (inches)	0.24 inch	Net weight	21.78 g

## Temperatures

Storage temperature	-25 °C...55 °C	Continuous operating temp., min.	-50 °C
Continuous operating temp., max.	120 °C		

## Material data

Material	Wemid	Colour	dark beige
UL 94 flammability rating	V-0		

## System specifications

Version	Screw connection, NT, L and PE connection, Spacer, for screwable cross-connection, One end without connector	End cover plate required	Yes
Number of potentials	3	Number of levels	3
Number of clamping points per level	2	Number of potentials per tier	1
Levels cross-connected internally	No	PE connection	Yes
Rail	TS 35	N-function	Yes
PE function	Yes	PEN function	No

## 2 clampable conductors (H05V/H07V) with equal cross-section (rated connection)

Cross-section for connected wire, solid, two clampable wires, max.	1.5 mm <sup>2</sup>	Cross-section for connected wire, solid, two clampable wires, min.	0.5 mm <sup>2</sup>
Wire connection cross section, finely stranded with wire-end ferrules DIN 46228/1, 2 clampable wires, max.	1.5 mm <sup>2</sup>	Wire connection cross section, finely stranded with wire-end ferrules DIN 46228/1, 2 clampable wires, min.	0.5 mm <sup>2</sup>
Wire connection cross section, finely stranded, two clampable wires, min.	0.5 mm <sup>2</sup>	Wire cross-section, finely stranded, two clampable wires, max.	1.5 mm <sup>2</sup>

## Additional technical data

Explosion-tested version	No	Number of similar terminals	1
Open sides	right	Type of mounting	Snap-on

## CSA rating data

Certificate No. (CSA)	12400-296	Current size B (CSA)	10 A
Current size D (CSA)	10 A	Voltage size B (CSA)	300 V
Voltage size D (CSA)	300 V	Wire cross section max. (CSA)	12 AWG
Wire cross section min. (CSA)	26 AWG		

## Conductors for clamping (rated connection)

Blade size	0.6 x 3.5 mm
------------	--------------

## WDL 2.5/NT/L/PE

Weidmüller Interface GmbH &amp; Co. KG

Klingenbergstraße 26

D-32758 Detmold

Germany

www.weidmueller.com

## Technical data

Clampable conductor	Connection specification		Screw connection		
	Cross-section for conductor connection	Type	solid, H05(07) V-U		
		min.	0.5 mm <sup>2</sup>		
		max.	4 mm <sup>2</sup>		
		nominal	2.5 mm <sup>2</sup>		
	wire end ferrule	Stripping length	min.	8 mm	
			max.	8 mm	
			nominal	8 mm	
		Tightening torque	min.	0.4 Nm	
			max.	0.6 Nm	
		Recommended wire-end ferrule			
		Connection specification		Screw connection	
	Cross-section for conductor connection	Type	stranded, H07V-R		
		min.	1.5 mm <sup>2</sup>		
		max.	4 mm <sup>2</sup>		
		nominal	2.5 mm <sup>2</sup>		
	wire end ferrule	Stripping length	min.	8 mm	
			max.	8 mm	
			nominal	8 mm	
		Tightening torque	min.	0.4 Nm	
			max.	0.6 Nm	
		Recommended wire-end ferrule			
		Connection specification		Screw connection	
	Cross-section for conductor connection	Type	flexible, H05(07) V-K		
		min.	0.5 mm <sup>2</sup>		
		max.	4 mm <sup>2</sup>		
		nominal	2.5 mm <sup>2</sup>		
	wire end ferrule	Stripping length	min.	8 mm	
			max.	8 mm	
			nominal	8 mm	
		Tightening torque	min.	0.4 Nm	
			max.	0.6 Nm	
		Recommended wire-end ferrule			
Clamping range, max.		4 mm <sup>2</sup>			
Clamping range, min.		0.13 mm <sup>2</sup>			
Clamping screw		M 2.5			
Connection cross-section, stranded, max.		4 mm <sup>2</sup>			
Connection cross-section, stranded, min.		1.5 mm <sup>2</sup>			
Connection direction		on side			
Gauge to IEC 60947-1		A3, A4			
Number of connections		5			
Stripping length		8 mm			
Tightening torque, max.		0.6 Nm			
Tightening torque, min.		0.4 Nm			
Torque level with DMS electric screw-driver		1			
Type of connection		Screw connection			
Wire connection cross section AWG, max.		AWG 12			
Wire connection cross section AWG, min.		AWG 26			
Wire connection cross section, finely stranded, max.		4 mm <sup>2</sup>			
Wire connection cross section, finely stranded, min.		0.5 mm <sup>2</sup>			

Creation date May 4, 2024 2:17:10 AM CEST

## WDL 2.5/NT/L/PE

Weidmüller Interface GmbH &amp; Co. KG

Klingenbergstraße 26

D-32758 Detmold

Germany

www.weidmueller.com

## Technical data

Wire connection cross-section, finely stranded with wire-end ferrules DIN 46228/1, max.	2.5 mm <sup>2</sup>
---	---------------------

Wire connection cross-section, finely stranded with wire-end ferrules DIN 46228/1, min.	0.5 mm <sup>2</sup>
---	---------------------

Wire connection cross-section, finely stranded with wire-end ferrules DIN 46228/4, max.	4 mm <sup>2</sup>
---	-------------------

Wire connection cross-section, finely stranded with wire-end ferrules DIN 46228/4, min.	0.5 mm <sup>2</sup>
---	---------------------

Wire connection cross-section, solid core, max.	4 mm <sup>2</sup>
---	-------------------

Wire connection cross-section, solid core, min.	0.5 mm <sup>2</sup>
---	---------------------

## General

Rail	TS 35	Standards	IEC 60947-7-1 (-7-2)
Wire connection cross section AWG, max.	AWG 12	Wire connection cross section AWG, min.	AWG 26

## Rating data

Rated cross-section	2.5 mm <sup>2</sup>	Rated voltage	400 V
Rated DC voltage	400 V	Rated current	24 A
Current at maximum wires	32 A	Standards	IEC 60947-7-1 (-7-2)
Volume resistance according to IEC 60947-7-x	1.33 mΩ	Rated impulse withstand voltage	4 kV
Power loss in accordance with IEC 60947-7-x	0.77 W	Rated voltage (L / L)	400 V
Rated voltage (L / N)	250 V	Rated voltage (L / PE)	250 V
Pollution severity	3	Surge voltage category	III

## UL rating data

Certificate No. (UR)	E60693	Conductor size Factory wiring max. (UR)	12 AWG
Conductor size Factory wiring min. (UR)	26 AWG	Conductor size Field wiring max. (UR)	12 AWG
Conductor size Field wiring min. (UR)	22 AWG	Current size C (UR)	15 A
Voltage size C (UR)	300 V		

## Classifications

ETIM 6.0	EC001329	ETIM 7.0	EC001329
ETIM 8.0	EC001329	ETIM 9.0	EC001329
ECLASS 9.0	27-14-11-25	ECLASS 9.1	27-14-11-25
ECLASS 10.0	27-14-11-25	ECLASS 11.0	27-14-11-25
ECLASS 12.0	27-14-11-25	ECLASS 13.0	27-25-01-10

## WDL 2.5/NT/L/PE

Weidmüller Interface GmbH &amp; Co. KG

Klingenbergstraße 26

D-32758 Detmold

Germany

[www.weidmueller.com](http://www.weidmueller.com)

## Technical data

## Approvals

Approvals



ROHS	Conform
UL File Number Search	UL Website
Certificate No. (UR)	E60693

## Downloads

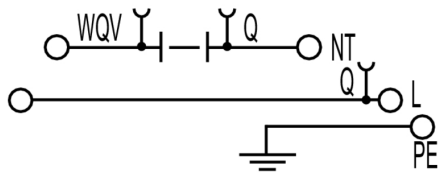
Approval/Certificate/Document of Conformity	<a href="#">NEMKO certificate</a> <a href="#">CE Declaration of Conformity</a> <a href="#">UKCA declaration of conformity</a> <a href="#">Confirmation of Standards EN 45545-2_2020-10</a>
Engineering Data	<a href="#">CAD data – STEP</a>
Engineering Data	<a href="#">Zuken E3.S</a>
User Documentation	<a href="#">StorageConditionsTerminalBlocks</a>
Catalogues	<a href="#">Catalogues in PDF-format</a>
Brochures	

## WDL 2.5/NT/L/PE

**Weidmüller Interface GmbH & Co. KG**  
Klingenbergstraße 26  
D-32758 Detmold  
Germany

[www.weidmueller.com](http://www.weidmueller.com)

# Drawings



**WDL 2.5/NT/L/PE****Weidmüller Interface GmbH & Co. KG**

Klingenbergstraße 26

D-32758 Detmold

Germany

[www.weidmueller.com](http://www.weidmueller.com)**Accessories****Combined screwing and cutting tool "Swiftly®"**

Combined cutting/screwing tool: Swiftly® and Swiftly® set for clean cutting of copper cables up to 1.5 mm<sup>2</sup> (solid) and 2.5 mm<sup>2</sup> (flexible)

**General ordering data**

Type	SWIFTY SET	Version
Order No.	<a href="#">9006060000</a>	Cutting and screwing-tool, Cutting tool for one-hand operation
GTIN (EAN)	4032248257638	
Qty.	1 pc(s).	

**W-Series****Building installation wiring**

For building installations, we offer a complete system that revolves around the 10×3 copper rail and comprises perfectly coordinated components: from installation terminal blocks, neutral conductor terminal blocks and distribution terminal blocks to comprehensive accessories such as busbars and busbar holders.

**General ordering data**

Type	WHP WDL2.5/S BL	Version
Order No.	<a href="#">1067980000</a>	End and partition plate for terminals, End and intermediate plate, 84.5
GTIN (EAN)	4008190022440	mm x 2 mm, blue
Qty.	20 pc(s).	

**WDL 2.5/NT/L/PE****Weidmüller Interface GmbH & Co. KG**

Klingenbergstraße 26

D-32758 Detmold

Germany

[www.weidmueller.com](http://www.weidmueller.com)**Accessories****Slotted screwdriver**

VDE insulated slot-head screwdriver, SDI DIN 7437, ISO 2380/2, drive output acc. to DIN 5264, ISO 2380/1. SoftFinish grip

**General ordering data**

Type	SDIS 0.6X3.5X100	Version
Order No.	<a href="#">9008390000</a>	Screwdriver, Screwdriver
GTIN (EAN)	4032248056354	
Qty.	1 pc(s).	

**WS 8/5****WS/ DEK**

MultiMark terminal markers use an innovative composite material made from two components. The hard base contour of the marker snaps securely into the connector. The elastic surface finish makes the marker easy to mount. This specially punched material enables the strips to be stretched to accommodate the slight variations in spacing that tend to add up, especially with long terminal blocks. Another advantage: the excellent printability of the surface material guarantees durable and wear-resistant labelling. A print resolution of 300 dpi also produces a very legible script.

**Your benefits with MultiMark**

- Firm hold and durable printing
- Continuous strips save installation time
- Easy mounting thanks to an innovative composite material
- Large label field for optimal legibility
- High flexibility thanks to manufacturer independence

**General ordering data**

Type	WS 8/5 MM WS	Version
Order No.	<a href="#">2007150000</a>	WS, Terminal marker, 8 x 5 mm, Weidmueller, white
GTIN (EAN)	4050118392029	
Qty.	800 pc(s).	



## WDL 2.5/NT/L/PE

Weidmüller Interface GmbH &amp; Co. KG

Klingenbergstraße 26

D-32758 Detmold

Germany

www.weidmueller.com

## Accessories

2.5 mm<sup>2</sup>

## Building installation wiring

For building installations, we offer a complete system that revolves around the 10×3 copper rail and comprises perfectly coordinated components: from installation terminal blocks, neutral conductor terminal blocks and distribution terminal blocks to comprehensive accessories such as busbars and busbar holders.

## General ordering data

Type	WAP WDL2.5	Version
Order No.	<a href="#">1067800000</a>	End plate (terminals), 90 mm x 1.5 mm, dark beige
GTIN (EAN)	4008190172183	
Qty.	20 pc(s).	

## Marker holder



The marker holder offer the possibility of additional mounting of standard markers with a pitch of 5 or 5.1 mm. The angled holders can be optionally snapped together and could be mounted in all standard marking channels of the Klippon® Connect modular terminal blocks. Fitting marker types could be found under the respective accessories of the designation marking holder.

## General ordering data

Type	BZT 1 ZA WS 10/5	Version
Order No.	<a href="#">1805520000</a>	Accessories, Marker holder
GTIN (EAN)	4032248270248	
Qty.	100 pc(s).	

Type	BZT 1 WS 10/5	Version
Order No.	<a href="#">1805490000</a>	Accessories, Marker holder
GTIN (EAN)	4032248270231	
Qty.	100 pc(s).	

**WDL 2.5/NT/L/PE****Weidmüller Interface GmbH & Co. KG**

Klingenbergstraße 26

D-32758 Detmold

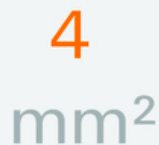
Germany

[www.weidmueller.com](http://www.weidmueller.com)**Accessories****W-Series****W**  
Series

Weidmüller's range of products includes end brackets that guarantee a permanent, reliable mounting on the terminal rail and prevent sliding. Versions with and without screws are available. The end brackets include marking options, also for group markers, and also a test plug holder.

**General ordering data**

Type	WEW 35/2	Version
Order No.	<a href="#">1061200000</a>	End bracket, Wemid, dark beige, Rail: TS 35, when screwed in
GTIN (EAN)	4008190030230	
Qty.	50 pc(s).	

**4 mm<sup>2</sup>****4**  
mm<sup>2</sup>

Screwable cross-connections are easy to mount and de mount. Thanks to the big contact surface, even high currents can be transmitted with maximum contact reliability.

**General ordering data**

Type	WQV 4/10	Version
Order No.	<a href="#">1052060000</a>	Cross-connector (terminal), when screwed in, Number of poles: 10,
GTIN (EAN)	4008190054687	Pitch in mm (P): 6.10, Insulated: Yes, 41 A, yellow
Qty.	20 pc(s).	
Type	WQV 4/5	Version
Order No.	<a href="#">1057860000</a>	Cross-connector (terminal), when screwed in, Number of poles: 5,
GTIN (EAN)	4008190067380	Pitch in mm (P): 6.10, Insulated: Yes, 41 A, yellow
Qty.	10 pc(s).	
Type	WQV 4/7	Version
Order No.	<a href="#">1057260000</a>	Cross-connector (terminal), when screwed in, Number of poles: 7,
GTIN (EAN)	4008190092139	Pitch in mm (P): 6.10, Insulated: Yes, 41 A, yellow
Qty.	10 pc(s).	
Type	WQV 4/4	Version
Order No.	<a href="#">1054660000</a>	Cross-connector (terminal), when screwed in, Number of poles: 4,
GTIN (EAN)	4008190095758	Pitch in mm (P): 6.10, Insulated: Yes, 41 A, yellow
Qty.	50 pc(s).	
Type	WQV 4/6	Version
Order No.	<a href="#">1057160000</a>	Cross-connector (terminal), when screwed in, Number of poles: 6,
GTIN (EAN)	4008190172008	Pitch in mm (P): 6.10, Insulated: Yes, 41 A, yellow
Qty.	10 pc(s).	

## WDL 2.5/NT/L/PE

Weidmüller Interface GmbH &amp; Co. KG

Klingenbergstraße 26

D-32758 Detmold

Germany

www.weidmueller.com

## Accessories

Type	WQV 4/3	Version
Order No.	<a href="#">1054560000</a>	Cross-connector (terminal), when screwed in, Number of poles: 3,
GTIN (EAN)	4008190168971	Pitch in mm (P): 6.10, Insulated: Yes, 41 A, yellow
Qty.	50 pc(s).	
Type	WQV 4/2	Version
Order No.	<a href="#">1051960000</a>	Cross-connector (terminal), when screwed in, Number of poles: 2,
GTIN (EAN)	4008190026486	Pitch in mm (P): 6.10, Insulated: Yes, 41 A, yellow
Qty.	50 pc(s).	

## Blank



The Dekafix (DEK) marker is the universal marker for all conductor and plug-in connectors as well as for electronic sub-assemblies. The system is ideal for short number sequences and covers a wide range of ready-printed markers.

Strips for fast installation in only one work step. The printing is easy to read, rich in contrast and available in various widths.

- Large range of ready-to-use markers
- Strips for fast installation
- Terminal markers, suitable for all Weidmüller cable connectors
- Available as blank MultiCard or with standard printing

**For custom printing:** Please send us a file of our labeling software M-Print PRO or M-Print PRO Online (without installation) for your labeling specifications.

## General ordering data

Type	DEK 5/5 MC NE WS	Version
Order No.	<a href="#">1609801044</a>	Dekafix, Terminal marker, 5 x 5 mm, Pitch in mm (P): 5.00
GTIN (EAN)	4008190397111	Weidmueller, white
Qty.	1,000 pc(s).	

## WDL 2.5/NT/L/PE

Weidmüller Interface GmbH &amp; Co. KG

Klingenbergstraße 26

D-32758 Detmold

Germany

www.weidmueller.com

## Accessories

## Blank



WS markers are the perfect match for the W-series connectors. Thanks to their system compatibility, the WS tags can also be used with the I-series and the Z-series. The large marking surfaces do not only permit long character strings but also multi-line text. WS markers are ideal for labels with long, customised character strings. Thanks to the proven MultiCard format, printing with PrintJet CONNECT oder/or Plotter is possible.

- Can be fitted in strips or individually
- Markers in proven MultiCard format

**For custom printing:** Please send us a file of our labeling software M-Print PRO or M-Print PRO Online (without installation) for your labeling specifications.

## General ordering data

Type	WS 8/5 MC NE WS	Version
Order No.	<a href="#">1640740000</a>	WS, Terminal marker, 8 x 5 mm, Pitch in mm (P): 5.00 Weidmueller,
GTIN (EAN)	4008190279103	Allen-Bradley, white
Qty.	720 pc(s).	

2.5 mm<sup>2</sup>

## Building installation wiring

For building installations, we offer a complete system that revolves around the 10×3 copper rail and comprises perfectly coordinated components: from installation terminal blocks, neutral conductor terminal blocks and distribution terminal blocks to comprehensive accessories such as busbars and busbar holders.

## General ordering data

Type	Q 10 WDL2.5S	Version
Order No.	<a href="#">1071800000</a>	Cross-connector (terminal), when screwed in, Number of poles: 10,
GTIN (EAN)	4008190424893	Pitch in mm (P): 6.10, Insulated: Yes, 24 A, yellow
Qty.	20 pc(s).	
Type	Q 3 WDL2.5S	Version
Order No.	<a href="#">1071600000</a>	Cross-connector (terminal), when screwed in, Number of poles: 3,
GTIN (EAN)	4008190424923	Pitch in mm (P): 6.10, Insulated: Yes, 24 A, yellow
Qty.	50 pc(s).	
Type	Q 20 WDL2.5S	Version
Order No.	<a href="#">1074200000</a>	Cross-connector (terminal), when screwed in, Number of poles: 20,
GTIN (EAN)	4008190910501	Pitch in mm (P): 6.10, Insulated: Yes, 24 A, yellow
Qty.	20 pc(s).	
Type	Q 2 WDL2.5S	Version
Order No.	<a href="#">1071500000</a>	Cross-connector (terminal), when screwed in, Number of poles: 2,
GTIN (EAN)	4008190424930	Pitch in mm (P): 6.10, Insulated: Yes, 24 A, yellow
Qty.	50 pc(s).	

**WDL 2.5/NT/L/PE****Weidmüller Interface GmbH & Co. KG**

Klingenbergstraße 26

D-32758 Detmold

Germany

[www.weidmueller.com](http://www.weidmueller.com)**Accessories**

Type	Q 4 WDL2.5S	Version
Order No.	<a href="#">1071700000</a>	Cross-connector (terminal), when screwed in, Number of poles: 4,
GTIN (EAN)	4008190424916	Pitch in mm (P): 6.10, Insulated: Yes, 24 A, yellow
Qty.	50 pc(s).	