


WDK 2.5 LD RT 24VDC +-**Weidmüller Interface GmbH & Co. KG**

Klingenbergstraße 26

D-32758 Detmold

Germany

www.weidmueller.com**Product image**

Why not integrating simple electrical functions into a feed through terminal. It has the same slim design of our feed-through terminal blocks - with additional functions such as cross-connections that can be used. Often, you only need a small component to integrate an external device into your automation technology. Our modular terminal blocks with electronic components make this possible; quickly, simply, and with a perfect fit.

General ordering data

Version	Component terminal block, Screw connection, 2.5 mm ² , 24 V, TS 35, dark beige
Order No.	1023600000
Type	WDK 2.5 LD RT 24VDC +-
GTIN (EAN)	4008190060855
Qty.	25 pc(s).

WDK 2.5 LD RT 24VDC +-**Weidmüller Interface GmbH & Co. KG**

Klingenbergstraße 26

D-32758 Detmold

Germany

www.weidmueller.com

Technical data**Dimensions and weights**

Depth	62.5 mm	Depth (inches)	2.461 inch
Depth including DIN rail	63 mm	Height	69 mm
Height (inches)	2.717 inch	Width	5.1 mm
Width (inches)	0.201 inch	Net weight	11.19 g

Temperatures

Storage temperature	-25 °C...55 °C	Continuous operating temp., min.	-50 °C
Continuous operating temp., max.	120 °C		

Material data

Material	Wemid	Colour	dark beige
UL 94 flammability rating	V-0		

System specifications

Version	Screw connection, with LED	End cover plate required	Yes
Number of potentials	1	Number of levels	2
Number of clamping points per level	2	Number of potentials per tier	1
Levels cross-connected internally	Yes	PE connection	No
Rail	TS 35	N-function	No
PE function	No	PEN function	No

Additional technical data

Electronic component	red LED	Explosion-tested version	No
Number of similar terminals	1	Type of mounting	Snap-on

Conductors for clamping (rated connection)

Blade size	0.6 x 3.5 mm					
Clampable conductor	Connection specification		Screw connection			
	Cross-section for conductor connection	Type	solid, H05(07) V-U			
		min.	0.5 mm ²			
		max.	4 mm ²			
		nominal	2.5 mm ²			
	wire end ferrule	Stripping length	min.	10 mm		
			max.	10 mm		
			nominal	10 mm		
		Recommended wire-end ferrule				
		Connection specification		Screw connection		
	Cross-section for conductor connection	Type	flexible, H05(07) V-K			
		min.	0.5 mm ²			
		max.	4 mm ²			
		nominal	2.5 mm ²			
	wire end ferrule	Stripping length	min.	10 mm		
max.			10 mm			
nominal			10 mm			
Recommended wire-end ferrule						
Clamping range, max.		4 mm ²				
Clamping range, min.		0.13 mm ²				

Creation date May 3, 2024 10:02:50 PM CEST

WDK 2.5 LD RT 24VDC +-**Weidmüller Interface GmbH & Co. KG**

Klingenbergstraße 26

D-32758 Detmold

Germany

www.weidmueller.com

Technical data

Clamping screw	M 2.5
Connection cross-section, stranded, max.	4 mm ²
Connection cross-section, stranded, min.	1.5 mm ²
Connection direction	on side
Gauge to IEC 60947-1	A3
Number of connections	3
Stripping length	10 mm
Tightening torque, max.	0.6 Nm
Tightening torque, min.	0.4 Nm
Type of connection	Screw connection
Type of connection 2	Screw connection
Wire connection cross section, finely stranded, max.	4 mm ²
Wire connection cross section, finely stranded, min.	0.5 mm ²
Wire connection cross-section, finely stranded with wire-end ferrules DIN 46228/1, max.	2.5 mm ²
Wire connection cross-section, finely stranded with wire-end ferrules DIN 46228/1, min.	0.5 mm ²
Wire connection cross-section, solid core, max.	4 mm ²
Wire connection cross-section, solid core, min.	0.5 mm ²

Dimensions

TS 35 offset	35.5 mm
--------------	---------

Display element

Current	5 mA	Indicator element	red
Operating voltage for display, max.	24 V	Operating voltage for display, min.	24 V
Type of voltage for indicator	DC		

General

Rail	TS 35	Standards	IEC 60947-7-1
------	-------	-----------	---------------

Rating data

Rated cross-section	2.5 mm ²	Rated voltage	24 V
Rated DC voltage	24 V	Current at maximum wires	10 A
Standards	IEC 60947-7-1	Volume resistance according to IEC 60947-7-x	1.33 mΩ
Rated impulse withstand voltage	0.8 kV	Power loss in accordance with IEC 60947-7-x	0.77 W
Pollution severity	3		

Classifications

ETIM 6.0	EC000903	ETIM 7.0	EC000903
ETIM 8.0	EC000903	ETIM 9.0	EC000903
ECLASS 9.0	27-14-11-27	ECLASS 9.1	27-14-11-47
ECLASS 10.0	27-14-11-27	ECLASS 11.0	27-14-11-27
ECLASS 12.0	27-14-11-27	ECLASS 13.0	27-25-01-14

WDK 2.5 LD RT 24VDC +-**Weidmüller Interface GmbH & Co. KG**

Klingenbergstraße 26

D-32758 Detmold

Germany

www.weidmueller.com**Technical data****Important note**

Product information	The allowed continuous operating temperature must be observed
---------------------	---

Approvals

Approvals



ROHS	Conform
------	---------

Downloads

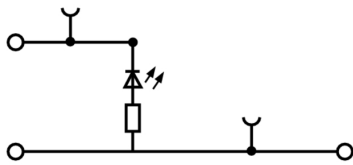
Approval/Certificate/Document of Conformity	CE Declaration of Conformity UKCA declaration of conformity Confirmation of Standards EN 45545-2_2020-10
Engineering Data	CAD data – STEP
Engineering Data	Zuken E3.S
User Documentation	StorageConditionsTerminalBlocks
Catalogues	Catalogues in PDF-format
Brochures	

WDK 2.5 LD RT 24VDC +-

Weidmüller Interface GmbH & Co. KG
Klingenbergstraße 26
D-32758 Detmold
Germany

www.weidmueller.com

Drawings



WDK 2.5 LD RT 24VDC +-

Weidmüller Interface GmbH & Co. KG

Klingenbergstraße 26

D-32758 Detmold

Germany

www.weidmueller.com

Accessories

2.5 mm²


2.5
mm²

Screwable cross-connections are easy to mount and de mount. Thanks to the big contact surface, even high currents can be transmitted with maximum contact reliability.

General ordering data

Type	WQV 2.5/7	Version
Order No.	1054160000	Cross-connector (terminal), when screwed in, Number of poles: 7,
GTIN (EAN)	4008190011246	Pitch in mm (P): 5.10, Insulated: Yes, 32 A, yellow
Qty.	10 pc(s).	
Type	WQV 2.5/6	Version
Order No.	1054060000	Cross-connector (terminal), when screwed in, Number of poles: 6,
GTIN (EAN)	4008190102272	Pitch in mm (P): 5.10, Insulated: Yes, 32 A, yellow
Qty.	10 pc(s).	
Type	WQV 2.5/15	Version
Order No.	1059660000	Cross-connector (terminal), when screwed in, Number of poles: 15,
GTIN (EAN)	4008190002411	Pitch in mm (P): 5.10, Insulated: Yes, 32 A, yellow
Qty.	10 pc(s).	
Type	WQV 2.5/5	Version
Order No.	1053960000	Cross-connector (terminal), when screwed in, Number of poles: 5,
GTIN (EAN)	4008190158446	Pitch in mm (P): 5.10, Insulated: Yes, 32 A, yellow
Qty.	10 pc(s).	
Type	WQV 2.5/32	Version
Order No.	1577600000	Cross-connector (terminal), when screwed in, Number of poles: 32,
GTIN (EAN)	4008190154035	Pitch in mm (P): 5.10, Insulated: Yes, 32 A, yellow
Qty.	10 pc(s).	
Type	WQV 2.5/10	Version
Order No.	1054460000	Cross-connector (terminal), when screwed in, Number of poles: 10,
GTIN (EAN)	4008190135089	Pitch in mm (P): 5.10, Insulated: Yes, 32 A, yellow
Qty.	20 pc(s).	
Type	WQV 2.5/20	Version
Order No.	1577570000	Cross-connector (terminal), when screwed in, Number of poles: 20,
GTIN (EAN)	4008190125868	Pitch in mm (P): 5.10, Insulated: Yes, 32 A, yellow
Qty.	10 pc(s).	
Type	WQV 2.5/3	Version
Order No.	1053760000	Cross-connector (terminal), when screwed in, Number of poles: 3,
GTIN (EAN)	4008190058999	Pitch in mm (P): 5.10, Insulated: Yes, 32 A, yellow
Qty.	50 pc(s).	
Type	WQV 2.5/2	Version
Order No.	1053660000	Cross-connector (terminal), when screwed in, Number of poles: 2,
GTIN (EAN)	4008190031121	Pitch in mm (P): 5.10, Insulated: Yes, 32 A, yellow
Qty.	50 pc(s).	
Type	WQV 2.5/30	Version
Order No.	1067500000	Cross-connector (terminal), when screwed in, Number of poles: 30,
GTIN (EAN)	4008190031107	Pitch in mm (P): 5.10, Insulated: Yes, 32 A, yellow
Qty.	10 pc(s).	

Creation date May 3, 2024 10:02:50 PM CEST

Catalogue status 20.04.2024 / We reserve the right to make technical changes.

WDK 2.5 LD RT 24VDC +-**Weidmüller Interface GmbH & Co. KG**

Klingenbergstraße 26

D-32758 Detmold

Germany

www.weidmueller.com**Accessories**

Type	WQV 2.5/4	Version
Order No.	1053860000	Cross-connector (terminal), when screwed in, Number of poles: 4,
GTIN (EAN)	4008190049706	Pitch in mm (P): 5.10, Insulated: Yes, 32 A, yellow
Qty.	50 pc(s).	
Type	WQV 2.5/8	Version
Order No.	1054260000	Cross-connector (terminal), when screwed in, Number of poles: 8,
GTIN (EAN)	4008190073572	Pitch in mm (P): 5.10, Insulated: Yes, 32 A, yellow
Qty.	10 pc(s).	

SAK-Series

Weidmüller's range of products includes end brackets that guarantee a permanent, reliable mounting on the terminal rail and prevent sliding. Versions with and without screws are available. The end brackets include marking options, also for group markers, and also a test plug holder.

General ordering data

Type	EW 35	Version
Order No.	0383560000	End bracket, Wemid, beige, Rail: TS 35, when screwed in
GTIN (EAN)	4008190181314	
Qty.	50 pc(s).	

Custom printing

WS markers are the perfect match for the W-series connectors. Thanks to their system compatibility, the WS tags can also be used with the I-series and the Z-series. The large marking surfaces do not only permit long character strings but also multi-line text. WS markers are ideal for labels with long, customised character strings. Thanks to the proven MultiCard format, printing with PrintJet CONNECT oder/or Plotter is possible.

- Can be fitted in strips or individually
- Markers in proven MultiCard format

For custom printing: Please send us a file of our labeling software M-Print PRO or M-Print PRO Online (without installation) for your labeling specifications.

General ordering data

Type	WS 8/5 MC SDR	Version
Order No.	1640750000	WS, Terminal marker, 8 x 5 mm, Pitch in mm (P): 5.00 Weidmueller,
GTIN (EAN)	4008190456627	Allen-Bradley, To customer specification
Qty.	144 pc(s).	

WDK 2.5 LD RT 24VDC +-**Weidmüller Interface GmbH & Co. KG**

Klingenbergstraße 26

D-32758 Detmold


Germany

www.weidmueller.com**Accessories****2.5 mm²**
2.5
mm²

End plates are fitted to the open side of the last modular terminal before the end bracket. The use of an end plate ensures the function of the modular terminal and the specified rated voltage. It guarantees protection against contact with live parts and makes the final terminal finger-proof.

General ordering data

Type	WAP WDK2.5	Version
Order No.	1059100000	End plate (terminals), 69 mm x 1.5 mm, dark beige
GTIN (EAN)	4008190101954	
Qty.	20 pc(s).	

With lightning flash

The WAD connector marker is suitable for W-series terminals and for the WEW 35/2 and ZEW 35/2 end brackets. The markers are available as blank markers, with custom printing or standard print with lightning symbol. The WAD MultiCard markers are suitable for labelling with PrintJet CONNECT printers.

For custom printing: Please send us a file of our labeling software M-Print PRO or M-Print PRO Online (without installation) for your labeling specifications.

General ordering data

Type	WAD 5 MC B GE/SW	Version
Order No.	1120450000	Group markers, Cover, 33.3 x 5 mm, Pitch in mm (P): 5.00 WDU 2.5,
GTIN (EAN)	4032248901272	WEW 35/2, ZEW 35/2, yellow
Qty.	48 pc(s).	

WDK 2.5 LD RT 24VDC +-

Weidmüller Interface GmbH & Co. KG

Klingenbergstraße 26

D-32758 Detmold

Germany

www.weidmueller.com

Accessories

Plus



The Dekafix (DEK) marker is the universal marker for all conductor and plug-in connectors as well as for electronic sub-assemblies. The system is ideal for short number sequences and covers a wide range of ready-printed markers.

Strips for fast installation in only one work step. The printing is easy to read, rich in contrast and available in various widths.

- Large range of ready-to-use markers
- Strips for fast installation
- Terminal markers, suitable for all Weidmüller cable connectors
- Available as blank MultiCard or with standard printing

For custom printing: Please send us a file of our labeling software M-Print PRO or M-Print PRO Online (without installation) for your labeling specifications.

General ordering data

Type	DEK 5/5 PLUS MC NE WS	Version
Order No.	1854490000	Dekafix, Terminal marker, 5 x 5 mm, Pitch in mm (P): 5.00
GTIN (EAN)	4032248393596	Weidmueller, white
Qty.	1,000 pc(s).	

Marker holder



The marker holder offer the possibility of additional mounting of standard markers with a pitch of 5 or 5.1 mm. The angled holders can be optionally snapped together and could be mounted in all standard marking channels of the Klippon® Connect modular terminal blocks. Fitting marker types could be found under the respective accessories of the designation marking holder.

General ordering data

Type	BZT 1 ZA WS 10/5	Version
Order No.	1805520000	Accessories, Marker holder
GTIN (EAN)	4032248270248	
Qty.	100 pc(s).	

Type	BZT 1 WS 10/5	Version
Order No.	1805490000	Accessories, Marker holder
GTIN (EAN)	4032248270231	
Qty.	100 pc(s).	

WDK 2.5 LD RT 24VDC +-

Weidmüller Interface GmbH & Co. KG

Klingenbergstraße 26

D-32758 Detmold

Germany

www.weidmueller.com

Accessories

Blank



The Dekafix (DEK) marker is the universal marker for all conductor and plug-in connectors as well as for electronic sub-assemblies. The system is ideal for short number sequences and covers a wide range of ready-printed markers.

Strips for fast installation in only one work step. The printing is easy to read, rich in contrast and available in various widths.

- Large range of ready-to-use markers
- Strips for fast installation
- Terminal markers, suitable for all Weidmüller cable connectors
- Available as blank MultiCard or with standard printing

For custom printing: Please send us a file of our labeling software M-Print PRO or M-Print PRO Online (without installation) for your labeling specifications.

General ordering data

Type	DEK 5/5 MC NE WS	Version
Order No.	1609801044	Dekafix, Terminal marker, 5 x 5 mm, Pitch in mm (P): 5.00
GTIN (EAN)	4008190397111	Weidmueller, white
Qty.	1,000 pc(s).	

Blank



WS markers are the perfect match for the W-series connectors. Thanks to their system compatibility, the WS tags can also be used with the I-series and the Z-series. The large marking surfaces do not only permit long character strings but also multi-line text.

WS markers are ideal for labels with long, customised character strings. Thanks to the proven MultiCard format, printing with PrintJet CONNECT oder/or Plotter is possible.

- Can be fitted in strips or individually
- Markers in proven MultiCard format

For custom printing: Please send us a file of our labeling software M-Print PRO or M-Print PRO Online (without installation) for your labeling specifications.

General ordering data

Type	WS 8/5 MC NE WS	Version
Order No.	1640740000	WS, Terminal marker, 8 x 5 mm, Pitch in mm (P): 5.00 Weidmueller,
GTIN (EAN)	4008190279103	Allen-Bradley, white
Qty.	720 pc(s).	