


WDU 2.5 GE**Weidmüller Interface GmbH & Co. KG**

Klingenbergstraße 26

D-32758 Detmold

Germany

www.weidmueller.com**Product image**

To feed through power, signal, and data is the classical requirement in electrical engineering and panel building. The insulating material, the connection system and the design of the terminal blocks are the differentiating features. A feed-through terminal block is suitable for joining and/or connecting one or more conductors. They could have one or more connection levels that are on the same potential or insulated against one another.

General ordering data

| | |
|------------|--|
| Version | Feed-through terminal block, Screw connection, 2.5 mm ² , 800 V, 24 A, Number of connections: 2 |
| Order No. | 1020020000 |
| Type | WDU 2.5 GE |
| GTIN (EAN) | 4008190171131 |
| Qty. | 100 pc(s). |

WDU 2.5 GE

Weidmüller Interface GmbH & Co. KG

Klingenbergstraße 26

D-32758 Detmold

Germany

www.weidmueller.com

Technical data

Dimensions and weights

| | | | |
|------------|---------|-----------------|------------|
| Depth | 46.5 mm | Depth (inches) | 1.831 inch |
| Height | 60 mm | Height (inches) | 2.362 inch |
| Width | 5.1 mm | Width (inches) | 0.201 inch |
| Net weight | 7.46 g | | |

Temperatures

| | | | |
|----------------------------------|----------------|----------------------------------|---|
| Storage temperature | | Operating temperature range | For operating temperature range see EC Design Test Certificate / IEC Ex-Certificate of Conformity |
| | -25 °C...55 °C | | |
| Continuous operating temp., min. | -60 °C | Continuous operating temp., max. | 130 °C |

Material data

| | | | |
|---------------------------|-------|--------|--------|
| Material | Wemid | Colour | yellow |
| UL 94 flammability rating | V-0 | | |

Rating data IECEx/ATEX

| | | | |
|--------------------------------|---|---------------------------------|---------------------|
| Certificate No. (ATEX) | DEMKO14ATEX1338U | Certificate No. (IECEX) | IECEXULD14.0005U |
| Max. voltage (ATEX) | 690 V | Current (ATEX) | 24 A |
| Wire cross section max. (ATEX) | 2.5 mm ² | Max. voltage (IECEX) | 690 V |
| Current (IECEX) | 24 A | Wire cross section max. (IECEX) | 2.5 mm ² |
| Operating temperature range | For operating temperature range see EC Design Test Certificate / IEC Ex-Certificate of Conformity | Marking EN 60079-7 | |
| Ex 2014/34/EU label | II 2 G D | | Ex eb II C Gb |

System specifications

| | | | |
|-------------------------------------|--|-------------------------------|-----|
| Version | Screw connection, for plug-in cross-connector, for screwable cross-connection, One end without connector | End cover plate required | Yes |
| Number of potentials | 1 | Number of levels | 1 |
| Number of clamping points per level | 2 | Number of potentials per tier | 1 |
| Levels cross-connected internally | No | PE connection | No |
| Rail | TS 35 | N-function | No |
| PE function | No | PEN function | No |

2 clampable conductors (H05V/H07V) with equal cross-section (rated connection)

| | | | |
|--|---------------------|--|---------------------|
| Cross-section for connected wire, solid, two clampable wires, max. | 1.5 mm ² | Cross-section for connected wire, solid, two clampable wires, min. | 0.5 mm ² |
| Wire connection cross section, finely stranded with wire-end ferrules DIN 46228/1, 2 clampable wires, max. | 1.5 mm ² | Wire connection cross section, finely stranded with wire-end ferrules DIN 46228/1, 2 clampable wires, min. | 0.5 mm ² |
| Wire connection cross section, finely stranded, two clampable wires, min. | 0.5 mm ² | Wire cross-section, finely stranded, two clampable wires, max. | 1.5 mm ² |

Additional technical data

| | | | |
|--------------------------|-------|-----------------------------|---------|
| Explosion-tested version | Yes | Number of similar terminals | 1 |
| Open sides | right | Type of mounting | Snap-on |

Creation date May 2, 2024 8:45:06 AM CEST

Catalogue status 20.04.2024 / We reserve the right to make technical changes.

WDU 2.5 GE

Weidmüller Interface GmbH & Co. KG

Klingenbergstraße 26

D-32758 Detmold

Germany

www.weidmueller.com

Technical data

CSA rating data

| | | | |
|-------------------------------|----------------|-------------------------------|--------|
| Certificate No. (CSA) | 200039-1057876 | Current size C (CSA) | 20 A |
| Voltage size C (CSA) | 600 V | Wire cross section max. (CSA) | 12 AWG |
| Wire cross section min. (CSA) | 26 AWG | | |

Conductors for clamping (additional connection)

Connection type, additional connection Screw connection

Conductors for clamping (rated connection)

| | | | | | |
|--|--|------------------------------|-----------------------|--------|--|
| Blade size | 0.6 x 3.5 mm | | | | |
| Clampable conductor | Connection specification | | Screw connection | | |
| | Cross-section for conductor connection | Type | solid, H05(07) V-U | | |
| | | min. | 0.5 mm ² | | |
| | | max. | 4 mm ² | | |
| | | nominal | 2.5 mm ² | | |
| | wire end ferrule | Stripping length | min. | 10 mm | |
| | | | max. | 10 mm | |
| | | | nominal | 10 mm | |
| | | Tightening torque | min. | 0.4 Nm | |
| | | | max. | 0.8 Nm | |
| | | Recommended wire-end ferrule | | | |
| | Connection specification | | Screw connection | | |
| | Cross-section for conductor connection | Type | stranded, H07V-R | | |
| | | min. | 1.5 mm ² | | |
| | | max. | 4 mm ² | | |
| | | nominal | 2.5 mm ² | | |
| | wire end ferrule | Stripping length | min. | 10 mm | |
| | | | max. | 10 mm | |
| | | | nominal | 10 mm | |
| | | Tightening torque | min. | 0.4 Nm | |
| | | | max. | 0.8 Nm | |
| | | Recommended wire-end ferrule | | | |
| | Connection specification | | Screw connection | | |
| | Cross-section for conductor connection | Type | flexible, H05(07) V-K | | |
| | | min. | 0.5 mm ² | | |
| | | max. | 2.5 mm ² | | |
| | | nominal | 2.5 mm ² | | |
| wire end ferrule | Stripping length | min. | 10 mm | | |
| | | max. | 10 mm | | |
| | | nominal | 10 mm | | |
| | Tightening torque | min. | 0.4 Nm | | |
| | | max. | 0.8 Nm | | |
| | Recommended wire-end ferrule | | | | |
| Clamping range, max. | 4 mm ² | | | | |
| Clamping range, min. | 0.05 mm ² | | | | |
| Clamping screw | M 2.5 | | | | |
| Connection cross-section, stranded, max. | 4 mm ² | | | | |
| Connection cross-section, stranded, min. | 1.5 mm ² | | | | |
| Connection direction | on side | | | | |
| Gauge to IEC 60947-1 | A3 | | | | |

Creation date May 2, 2024 8:45:06 AM CEST

WDU 2.5 GE

Weidmüller Interface GmbH & Co. KG

Klingenbergstraße 26

D-32758 Detmold

Germany

www.weidmueller.com

Technical data

| | |
|---|---------------------|
| Number of connections | 2 |
| Stripping length | 10 mm |
| Tightening torque, max. | 0.8 Nm |
| Tightening torque, min. | 0.4 Nm |
| Torque level with DMS electric screw-driver | 1 |
| Twin wire-end ferrules, max. | 1.5 mm ² |
| Twin wire-end ferrules, min. | 0.5 mm ² |
| Type of connection | Screw connection |
| Wire connection cross section AWG, max. | AWG 12 |
| Wire connection cross section AWG, min. | AWG 30 |
| Wire connection cross section, finely stranded, max. | 4 mm ² |
| Wire connection cross section, finely stranded, min. | 0.5 mm ² |
| Wire connection cross-section, finely stranded with wire-end ferrules DIN 46228/1, max. | 2.5 mm ² |
| Wire connection cross-section, finely stranded with wire-end ferrules DIN 46228/1, min. | 0.5 mm ² |
| Wire connection cross-section, finely stranded with wire-end ferrules DIN 46228/4, max. | 2.5 mm ² |
| Wire connection cross-section, finely stranded with wire-end ferrules DIN 46228/4, min. | 0.5 mm ² |
| Wire connection cross-section, solid core, max. | 4 mm ² |
| Wire connection cross-section, solid core, min. | 0.5 mm ² |

Dimensions

| | |
|--------------|-------|
| TS 35 offset | 32 mm |
|--------------|-------|

General

| | | | |
|---|--------|---|---------------|
| Rail | TS 35 | Standards | IEC 60947-7-1 |
| Wire connection cross section AWG, max. | AWG 12 | Wire connection cross section AWG, min. | AWG 30 |

Rating data

| | | | |
|--|---------------------|---------------------------------|---------------|
| Rated cross-section | 2.5 mm ² | Rated voltage | 800 V |
| Rated DC voltage | 800 V | Rated current | 24 A |
| Current at maximum wires | 32 A | Standards | IEC 60947-7-1 |
| Volume resistance according to IEC 60947-7-x | 1.33 mΩ | Rated impulse withstand voltage | 8 kV |
| Power loss in accordance with IEC 60947-7-x | 0.77 W | Pollution severity | 3 |

WDU 2.5 GE

Weidmüller Interface GmbH & Co. KG

Klingenbergstraße 26

D-32758 Detmold

Germany

www.weidmueller.com

Technical data

UL rating data

| | | | |
|---|--------|---|--------|
| Certificate No. (UR) | E60693 | Conductor size Factory wiring max. (UR) | 12 AWG |
| Conductor size Factory wiring min. (UR) | 30 AWG | Conductor size Field wiring max. (UR) | 12 AWG |
| Conductor size Field wiring min. (UR) | 28 AWG | Current size B (UR) | 25 A |
| Current size C (UR) | 25 A | Voltage size B (UR) | 600 V |
| Voltage size C (UR) | 600 V | | |

Classifications

| | | | |
|-------------|-------------|-------------|-------------|
| ETIM 6.0 | EC000897 | ETIM 7.0 | EC000897 |
| ETIM 8.0 | EC000897 | ETIM 9.0 | EC000897 |
| ECLASS 9.0 | 27-14-11-20 | ECLASS 9.1 | 27-14-11-20 |
| ECLASS 10.0 | 27-14-11-20 | ECLASS 11.0 | 27-14-11-20 |
| ECLASS 12.0 | 27-14-11-20 | ECLASS 13.0 | 27-25-01-01 |

Approvals

Approvals



| | |
|---------------------------|------------|
| ROHS | Conform |
| UL File Number Search | UL Website |
| Certificate No. (UR) | E60693 |
| Certificate No. (cURusEX) | E184763 |

WDU 2.5 GE**Weidmüller Interface GmbH & Co. KG**

Klingenbergstraße 26

D-32758 Detmold

Germany

www.weidmueller.com**Technical data****Downloads**

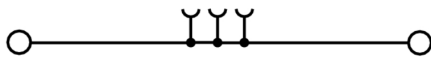
| | |
|---|--|
| Approval/Certificate/Document of Conformity | Attestation of Conformity |
| | IECEX Certificate |
| | UKCA Ex Attestation of Conformity |
| | CB Testreport |
| | CB Certificate |
| | DNVGL certificate |
| | NEMKO certificate |
| | Lloyds Register Certificate |
| | POLSKIREJ certificate |
| | UKCA Ex Certificate |
| | CE Declaration of Conformity |
| | ATEX Certificate |
| | UKCA declaration of conformity |
| | Confirmation of Standards EN 45545-2_2020-10 |
| Engineering Data | CAD data – STEP |
| Engineering Data | Zuken E3.S |
| User Documentation | NTI WDU/WPE 2.5.pdf |
| | StorageConditionsTerminalBlocks |
| Catalogues | Catalogues in PDF-format |

WDU 2.5 GE

Weidmüller Interface GmbH & Co. KG
Klingenbergstraße 26
D-32758 Detmold
Germany

www.weidmueller.com

Drawings



WDU 2.5 GE**Weidmüller Interface GmbH & Co. KG**

Klingenbergstraße 26

D-32758 Detmold

Germany

www.weidmueller.com**Accessories****2.5 mm²****2.5**
mm²

Screwable cross-connections are easy to mount and de mount. Thanks to the big contact surface, even high currents can be transmitted with maximum contact reliability.

General ordering data

| | | |
|------------|----------------------------|---|
| Type | WQV 2.5/10 | Version |
| Order No. | 1054460000 | Cross-connector (terminal), when screwed in, Number of poles: 10, |
| GTIN (EAN) | 4008190135089 | Pitch in mm (P): 5.10, Insulated: Yes, 32 A, yellow |
| Qty. | 20 pc(s). | |
| Type | WQV 2.5/4 | Version |
| Order No. | 1053860000 | Cross-connector (terminal), when screwed in, Number of poles: 4, |
| GTIN (EAN) | 4008190049706 | Pitch in mm (P): 5.10, Insulated: Yes, 32 A, yellow |
| Qty. | 50 pc(s). | |
| Type | WQV 2.5/3 | Version |
| Order No. | 1053760000 | Cross-connector (terminal), when screwed in, Number of poles: 3, |
| GTIN (EAN) | 4008190058999 | Pitch in mm (P): 5.10, Insulated: Yes, 32 A, yellow |
| Qty. | 50 pc(s). | |
| Type | WQV 2.5/2 | Version |
| Order No. | 1053660000 | Cross-connector (terminal), when screwed in, Number of poles: 2, |
| GTIN (EAN) | 4008190031121 | Pitch in mm (P): 5.10, Insulated: Yes, 32 A, yellow |
| Qty. | 50 pc(s). | |

WDU 2.5 GE**Weidmüller Interface GmbH & Co. KG**

Klingenbergstraße 26

D-32758 Detmold

Germany

www.weidmueller.com**Accessories****DEK 5/5****WS/ DEK**

MultiMark terminal markers use an innovative composite material made from two components. The hard base contour of the marker snaps securely into the connector. The elastic surface finish makes the marker easy to mount. This specially punched material enables the strips to be stretched to accommodate the slight variations in spacing that tend to add up, especially with long terminal blocks. Another advantage: the excellent printability of the surface material guarantees durable and wear-resistant labelling. A print resolution of 300 dpi also produces a very legible script.

Your benefits with MultiMark

- Firm hold and durable printing
- Continuous strips save installation time
- Easy mounting thanks to an innovative composite material
- Large label field for optimal legibility
- High flexibility thanks to manufacturer independence

General ordering data

| | | |
|------------|----------------------------|--|
| Type | DEK 5/5 MM WS | Version |
| Order No. | 2007110000 | Dekafix, Terminal marker, 5 x 5 mm, Weidmueller, white |
| GTIN (EAN) | 4050118391862 | |
| Qty. | 800 pc(s). | |

WDU 2.5 GE

Weidmüller Interface GmbH & Co. KG

Klingenbergstraße 26

D-32758 Detmold

Germany

www.weidmueller.com

Accessories

Blank



The Dekafix (DEK) marker is the universal marker for all conductor and plug-in connectors as well as for electronic sub-assemblies. The system is ideal for short number sequences and covers a wide range of ready-printed markers.

Strips for fast installation in only one work step. The printing is easy to read, rich in contrast and available in various widths.

- Large range of ready-to-use markers
- Strips for fast installation
- Terminal markers, suitable for all Weidmüller cable connectors
- Available as blank MultiCard or with standard printing

For custom printing: Please send us a file of our labeling software M-Print PRO or M-Print PRO Online (without installation) for your labeling specifications.

General ordering data

| | | |
|------------|----------------------------|---|
| Type | DEK 5/5 MC NE WS | Version |
| Order No. | 1609801044 | Dekafix, Terminal marker, 5 x 5 mm, Pitch in mm (P): 5.00 |
| GTIN (EAN) | 4008190397111 | Weidmueller, white |
| Qty. | 1,000 pc(s). | |

ZGB pivotable group tag holder



The ZGB 15 is a hinged group tag carrier. The tag carrier can hold the dekafix 5, WS 12/5 terminal markers or the inlay tag ESO 15.

The ZGB 30 is a hinged group tag carrier. The tag carrier can hold the dekafix 5, WS 12/5 terminal markers or the inlay tag ESO 7.

Inlay tags and protective strips can be found under "Accessories".

General ordering data

| | | |
|------------|----------------------------|---|
| Type | ZGB 15 | Version |
| Order No. | 1636530000 | Terminal markers, Terminal marker, 15 x 7 mm, Pitch in mm (P): 5.00 |
| GTIN (EAN) | 4008190297053 | Weidmueller, white |
| Qty. | 20 pc(s). | |
| Type | ZGB 30 | Version |
| Order No. | 1611930000 | Terminal markers, Terminal marker, 32 x 7 mm, Pitch in mm (P): 5.00 |
| GTIN (EAN) | 4008190002251 | Weidmueller, white |
| Qty. | 20 pc(s). | |

WDU 2.5 GE

Weidmüller Interface GmbH & Co. KG

Klingenbergstraße 26

D-32758 Detmold

Germany

www.weidmueller.com

Accessories

Blank



WS markers are the perfect match for the W-series connectors. Thanks to their system compatibility, the WS tags can also be used with the I-series and the Z-series. The large marking surfaces do not only permit long character strings but also multi-line text. WS markers are ideal for labels with long, customised character strings. Thanks to the proven MultiCard format, printing with PrintJet CONNECT oder/or Plotter is possible.

- Can be fitted in strips or individually
- Markers in proven MultiCard format

For custom printing: Please send us a file of our labeling software M-Print PRO or M-Print PRO Online (without installation) for your labeling specifications.

General ordering data

| Type | WS 12/5 MC NE WS | Version |
|------------|----------------------------|--|
| Order No. | 1609860000 | WS, Terminal marker, 12 x 5 mm, Pitch in mm (P): 5.00 Weidmueller, |
| GTIN (EAN) | 4008190203481 | Allen-Bradley, white |
| Qty. | 720 pc(s). | |

W-Series

The logo for the W-Series, featuring a large orange 'W' above the word 'Series' in a grey sans-serif font.

A partition plate is used for the optical separation of circuits or used for electrical isolation from neighbouring cross-connectors. In contrast to the end plate, the contour can be larger than the adjacent terminal blocks. However, it should not be smaller, as otherwise the required clearance and creepage distances within the application can no longer be maintained.

General ordering data

| Type | WTW EN | Version |
|------------|----------------------------|---|
| Order No. | 1058800000 | Partition plate (terminal), Intermediate plate, 86 mm x 62 mm, dark |
| GTIN (EAN) | 4008190140175 | beige |
| Qty. | 20 pc(s). | |

WDU 2.5 GE**Weidmüller Interface GmbH & Co. KG**

Klingenbergstraße 26

D-32758 Detmold

Germany

www.weidmueller.com**Accessories****WQB****General ordering data**

| | | |
|------------|----------------------------|---|
| Type | WQB B/2 | Version |
| Order No. | 1579010000 | Cross-connector (terminal), when screwed in, Number of poles: 2, |
| GTIN (EAN) | 4008190021696 | Pitch in mm (P): 5.10, Insulated: Yes, black |
| Qty. | 50 pc(s). | |
| Type | WQB B/10 | Version |
| Order No. | 1579050000 | Cross-connector (terminal), when screwed in, Number of poles: 10, |
| GTIN (EAN) | 4008190094508 | Pitch in mm (P): 5.10, Insulated: Yes, black |
| Qty. | 20 pc(s). | |
| Type | WQB B/6 | Version |
| Order No. | 1579040000 | Cross-connector (terminal), when screwed in, Number of poles: 6, |
| GTIN (EAN) | 4008190081041 | Pitch in mm (P): 5.10, Insulated: Yes, black |
| Qty. | 20 pc(s). | |
| Type | WQB B/3 | Version |
| Order No. | 1579020000 | Cross-connector (terminal), when screwed in, Number of poles: 3, |
| GTIN (EAN) | 4008190062392 | Pitch in mm (P): 5.10, Insulated: Yes, black |
| Qty. | 50 pc(s). | |
| Type | WQB B/24 | Version |
| Order No. | 1579060000 | Cross-connector (terminal), when screwed in, Number of poles: 24, |
| GTIN (EAN) | 4008190188597 | Pitch in mm (P): 5.10, Insulated: Yes, black |
| Qty. | 20 pc(s). | |
| Type | WQB B/4 | Version |
| Order No. | 1579030000 | Cross-connector (terminal), when screwed in, Number of poles: 4, |
| GTIN (EAN) | 4008190185046 | Pitch in mm (P): 5.10, Insulated: Yes, black |
| Qty. | 50 pc(s). | |

WDU 2.5 GE**Weidmüller Interface GmbH & Co. KG**

Klingenbergstraße 26

D-32758 Detmold


Germany

www.weidmueller.com**Accessories****Step-down bridges**

Reducing cross-connectors enable simple and fast connection of terminal blocks with different rated cross-sections.

General ordering data

| | | |
|------------|----------------------------|--|
| Type | WQV 16-2.5 | Version |
| Order No. | 1063900000 | Cross-connector (terminal), when screwed in, Number of poles: 2, |
| GTIN (EAN) | 4008190112158 | Pitch in mm (P): 11.90, Insulated: Yes, 76 A, yellow |
| Qty. | 10 pc(s). | |

SchT group marker carrier

The SchT 5 S group tag carriers are clipped directly onto the TS 32 mounting rail (G-rail) or the TS 35 mounting rail (top-hat rail). It is therefore possible to label the terminal strip irrespective of the terminal and the type of terminal. SchT 5 and SchT 5 S are fitted with ESO 5, STR 5 protective strips.

The SchT 7 is a hinged group tag carrier for inlay tags which enables easy access to the clamping screw. The SchT 7 is fitted with ESO 7, STR 7 protective strips or DEK 5.

Inlay tags and protective strips can be found under "Accessories".

General ordering data

| | | |
|------------|----------------------------|---|
| Type | SCHT 7 | Version |
| Order No. | 0517960000 | SCHT, Terminal marker, 39.3 x 8 mm, Pitch in mm (P): 7.00 |
| GTIN (EAN) | 4008190001742 | Weidmueller, white |
| Qty. | 20 pc(s). | |

WDU 2.5 GE

Weidmüller Interface GmbH & Co. KG

Klingenbergstraße 26

D-32758 Detmold

Germany

www.weidmueller.com

Accessories

2.5 mm²


The plug-in cross-connections feature easy handling and quick installation. This saves a great deal of time during installation in comparison with screwed solutions.

General ordering data

| | | |
|------------|----------------------------|---|
| Type | ZQV 2.5N/5 BL | Version |
| Order No. | 1527790000 | Cross-connector (terminal), Plugged, Number of poles: 5, Pitch in mm |
| GTIN (EAN) | 4050118448627 | (P): 5.10, Insulated: Yes, 24 A, blue |
| Qty. | 20 pc(s). | |
| Type | ZQV 2.5N/10 BL | Version |
| Order No. | 1527880000 | Cross-connector (terminal), Plugged, Number of poles: 10, Pitch in mm |
| GTIN (EAN) | 4050118448573 | (P): 5.10, Insulated: Yes, 24 A, blue |
| Qty. | 20 pc(s). | |
| Type | ZQV 2.5N/6 | Version |
| Order No. | 1527630000 | Cross-connector (terminal), Plugged, Number of poles: 6, Pitch in mm |
| GTIN (EAN) | 4050118448429 | (P): 5.10, Insulated: Yes, 24 A, orange |
| Qty. | 20 pc(s). | |
| Type | ZQV 2.5N/7 | Version |
| Order No. | 1527640000 | Cross-connector (terminal), Plugged, Number of poles: 7, Pitch in mm |
| GTIN (EAN) | 4050118448412 | (P): 5.10, Insulated: Yes, 24 A, orange |
| Qty. | 20 pc(s). | |
| Type | ZQV 2.5N/50 BL | Version |
| Order No. | 1527920000 | Cross-connector (terminal), Plugged, Number of poles: 50, Pitch in mm |
| GTIN (EAN) | 4050118448559 | (P): 5.10, Insulated: Yes, 24 A, blue |
| Qty. | 5 pc(s). | |
| Type | ZQV 2.5N/5 | Version |
| Order No. | 1527620000 | Cross-connector (terminal), Plugged, Number of poles: 5, Pitch in mm |
| GTIN (EAN) | 4050118448436 | (P): 5.10, Insulated: Yes, 24 A, orange |
| Qty. | 20 pc(s). | |
| Type | ZQV 2.5N/6 BL | Version |
| Order No. | 1527820000 | Cross-connector (terminal), Plugged, Number of poles: 6, Pitch in mm |
| GTIN (EAN) | 4050118448610 | (P): 5.10, Insulated: Yes, 24 A, blue |
| Qty. | 20 pc(s). | |
| Type | ZQV 2.5N/3 | Version |
| Order No. | 1527570000 | Cross-connector (terminal), Plugged, Number of poles: 3, Pitch in mm |
| GTIN (EAN) | 4050118448450 | (P): 5.10, Insulated: Yes, 24 A, orange |
| Qty. | 60 pc(s). | |
| Type | ZQV 2.5N/8 RD | Version |
| Order No. | 2108870000 | Cross-connector (terminal), Plugged, Number of poles: 8, Pitch in mm |
| GTIN (EAN) | 4050118448481 | (P): 5.10, Insulated: Yes, 24 A, red |
| Qty. | 20 pc(s). | |
| Type | ZQV 2.5N/9 | Version |
| Order No. | 1527680000 | Cross-connector (terminal), Plugged, Number of poles: 9, Pitch in mm |
| GTIN (EAN) | 4050118447996 | (P): 5.10, Insulated: Yes, 24 A, orange |
| Qty. | 20 pc(s). | |

Creation date May 2, 2024 8:45:06 AM CEST

WDU 2.5 GE

Weidmüller Interface GmbH & Co. KG

Klingenbergstraße 26

D-32758 Detmold

Germany

www.weidmueller.com

Accessories

| | | |
|------------|----------------------------|---|
| Type | ZQV 2.5N/7 RD | Version |
| Order No. | 2108810000 | Cross-connector (terminal), Plugged, Number of poles: 7, Pitch in mm |
| GTIN (EAN) | 4050118448498 | (P): 5.10, Insulated: Yes, 24 A, red |
| Qty. | 20 pc(s). | |
| Type | ZQV 2.5N/7 BL | Version |
| Order No. | 1527830000 | Cross-connector (terminal), Plugged, Number of poles: 7, Pitch in mm |
| GTIN (EAN) | 4050118448603 | (P): 5.10, Insulated: Yes, 24 A, blue |
| Qty. | 20 pc(s). | |
| Type | ZQV 2.5N/4 BL | Version |
| Order No. | 1527780000 | Cross-connector (terminal), Plugged, Number of poles: 4, Pitch in mm |
| GTIN (EAN) | 4050118448634 | (P): 5.10, Insulated: Yes, 24 A, blue |
| Qty. | 60 pc(s). | |
| Type | ZQV 2.5N/20 BL | Version |
| Order No. | 1527890000 | Cross-connector (terminal), Plugged, Number of poles: 20, Pitch in mm |
| GTIN (EAN) | 4050118448566 | (P): 5.10, Insulated: Yes, 24 A, blue |
| Qty. | 20 pc(s). | |
| Type | ZQV 2.5N/8 BL | Version |
| Order No. | 1527840000 | Cross-connector (terminal), Plugged, Number of poles: 8, Pitch in mm |
| GTIN (EAN) | 4050118448597 | (P): 5.10, Insulated: Yes, 24 A, blue |
| Qty. | 20 pc(s). | |
| Type | ZQV 2.5N/2 | Version |
| Order No. | 1527540000 | Cross-connector (terminal), Plugged, Number of poles: 2, Pitch in mm |
| GTIN (EAN) | 4050118448467 | (P): 5.10, Insulated: Yes, 24 A, orange |
| Qty. | 60 pc(s). | |
| Type | ZQV 2.5N/2 BL | Version |
| Order No. | 1527740000 | Cross-connector (terminal), Plugged, Number of poles: 2, Pitch in mm |
| GTIN (EAN) | 4050118448658 | (P): 5.10, Insulated: Yes, 24 A, blue |
| Qty. | 60 pc(s). | |
| Type | ZQV 2.5N/50 | Version |
| Order No. | 1527730000 | Cross-connector (terminal), Plugged, Number of poles: 50, Pitch in mm |
| GTIN (EAN) | 4050118411362 | (P): 5.10, Insulated: Yes, 24 A, orange |
| Qty. | 5 pc(s). | |
| Type | ZQV 2.5N/2 RD | Version |
| Order No. | 2108470000 | Cross-connector (terminal), Plugged, Number of poles: 2, Pitch in mm |
| GTIN (EAN) | 4050118448542 | (P): 5.10, Insulated: Yes, 24 A, red |
| Qty. | 60 pc(s). | |
| Type | ZQV 2.5N/4 RD | Version |
| Order No. | 2108700000 | Cross-connector (terminal), Plugged, Number of poles: 4, Pitch in mm |
| GTIN (EAN) | 4050118448528 | (P): 5.10, Insulated: Yes, 24 A, red |
| Qty. | 60 pc(s). | |
| Type | ZQV 2.5N/6 RD | Version |
| Order No. | 2108720000 | Cross-connector (terminal), Plugged, Number of poles: 6, Pitch in mm |
| GTIN (EAN) | 4050118448504 | (P): 5.10, Insulated: Yes, 24 A, red |
| Qty. | 20 pc(s). | |
| Type | ZQV 2.5N/3 RD | Version |
| Order No. | 2108690000 | Cross-connector (terminal), Plugged, Number of poles: 3, Pitch in mm |
| GTIN (EAN) | 4050118448535 | (P): 5.10, Insulated: Yes, 24 A, red |
| Qty. | 60 pc(s). | |
| Type | ZQV 2.5N/9 RD | Version |
| Order No. | 2108900000 | Cross-connector (terminal), Plugged, Number of poles: 9, Pitch in mm |
| GTIN (EAN) | 4050118448474 | (P): 5.10, Insulated: Yes, 24 A, red |
| Qty. | 20 pc(s). | |

Creation date May 2, 2024 8:45:06 AM CEST

Catalogue status 20.04.2024 / We reserve the right to make technical changes.

15

WDU 2.5 GE

Weidmüller Interface GmbH & Co. KG

Klingenbergstraße 26

D-32758 Detmold

Germany

www.weidmueller.com

Accessories

| | | |
|------------|----------------------------|---|
| Type | ZQV 2.5N/20 | Version |
| Order No. | 1527720000 | Cross-connector (terminal), Plugged, Number of poles: 20, Pitch in mm |
| GTIN (EAN) | 4050118447972 | (P): 5.10, Insulated: Yes, 24 A, orange |
| Qty. | 20 pc(s). | |
| Type | ZQV 2.5N/5 RD | Version |
| Order No. | 2108710000 | Cross-connector (terminal), Plugged, Number of poles: 5, Pitch in mm |
| GTIN (EAN) | 4050118448511 | (P): 5.10, Insulated: Yes, 24 A, red |
| Qty. | 20 pc(s). | |
| Type | ZQV 2.5N/8 | Version |
| Order No. | 1527670000 | Cross-connector (terminal), Plugged, Number of poles: 8, Pitch in mm |
| GTIN (EAN) | 4050118448405 | (P): 5.10, Insulated: Yes, 24 A, orange |
| Qty. | 20 pc(s). | |
| Type | ZQV 2.5N/4 | Version |
| Order No. | 1527590000 | Cross-connector (terminal), Plugged, Number of poles: 4, Pitch in mm |
| GTIN (EAN) | 4050118448443 | (P): 5.10, Insulated: Yes, 24 A, orange |
| Qty. | 60 pc(s). | |
| Type | ZQV 2.5N/10 RD | Version |
| Order No. | 2108910000 | Cross-connector (terminal), Plugged, Number of poles: 10, Pitch in mm |
| GTIN (EAN) | 4050118486018 | (P): 5.10, Insulated: Yes, 24 A, red |
| Qty. | 20 pc(s). | |
| Type | ZQV 2.5N/20 RD | Version |
| Order No. | 2108920000 | Cross-connector (terminal), Plugged, Number of poles: 20, Pitch in mm |
| GTIN (EAN) | 4050118485899 | (P): 5.10, Insulated: Yes, 24 A, red |
| Qty. | 20 pc(s). | |
| Type | ZQV 2.5N/3 BL | Version |
| Order No. | 1527770000 | Cross-connector (terminal), Plugged, Number of poles: 3, Pitch in mm |
| GTIN (EAN) | 4050118448641 | (P): 5.10, Insulated: Yes, 24 A, blue |
| Qty. | 60 pc(s). | |
| Type | ZQV 2.5N/10 | Version |
| Order No. | 1527690000 | Cross-connector (terminal), Plugged, Number of poles: 10, Pitch in mm |
| GTIN (EAN) | 4050118447989 | (P): 5.10, Insulated: Yes, 24 A, orange |
| Qty. | 20 pc(s). | |
| Type | ZQV 2.5N/50 RD | Version |
| Order No. | 2109000000 | Cross-connector (terminal), Plugged, Number of poles: 50, Pitch in mm |
| GTIN (EAN) | 4050118486001 | (P): 5.10, Insulated: Yes, 24 A, red |
| Qty. | 5 pc(s). | |
| Type | ZQV 2.5N/9 BL | Version |
| Order No. | 1527870000 | Cross-connector (terminal), Plugged, Number of poles: 9, Pitch in mm |
| GTIN (EAN) | 4050118448580 | (P): 5.10, Insulated: Yes, 24 A, blue |
| Qty. | 20 pc(s). | |

WDU 2.5 GE

Weidmüller Interface GmbH & Co. KG

Klingenbergstraße 26

D-32758 Detmold

Germany

www.weidmueller.com

Accessories

Shielding connection



With the LS 2.8 WDU2.5-10, many feed-through modular terminal blocks from the W series can be converted very easily. Inserting the LS 2.8 WDU2.5-10 allows the cable shielding braid to be looped through directly at the terminal block by soldering or using a suitable flat cable lug.

General ordering data

| | | |
|------------|----------------------------|----------------------|
| Type | LS 2.8 WDU2.5-10 | Version |
| Order No. | 1056400000 | W-Series, Shield bus |
| GTIN (EAN) | 4008190036454 | |
| Qty. | 100 pc(s). | |

W-Series



Test adapters and test plugs are used for the electrical connection between terminal blocks and the test equipment. In this way, an electrical contact can be established in the wired state and measurements can be done easily.

General ordering data

| | | |
|------------|----------------------------|--|
| Type | WTA 2 WDU2.5-10 | Version |
| Order No. | 1632320000 | Test adapter (terminal), 1.5 mm², 250 V, 6 A |
| GTIN (EAN) | 4008190257347 | |
| Qty. | 25 pc(s). | |
| Type | WTA 2/ZA WDU2.5-10 | Version |
| Order No. | 1632330000 | Test adapter (terminal), 1.5 mm², 250 V, 6 A |
| GTIN (EAN) | 4008190257330 | |
| Qty. | 25 pc(s). | |

WDU 2.5 GE

Weidmüller Interface GmbH & Co. KG

Klingenbergstraße 26

D-32758 Detmold

Germany

www.weidmueller.com

Accessories

Marker holder



The marker holder offer the possibility of additional mounting of standard markers with a pitch of 5 or 5.1 mm. The angled holders can be optionally snapped together and could be mounted in all standard marking channels of the Klippon® Connect modular terminal blocks. Fitting marker types could be found under the respective accessories of the designation marking holder.

General ordering data

| | | |
|------------|----------------------------|----------------------------|
| Type | BZT 1 ZA WS 10/5 | Version |
| Order No. | 1805520000 | Accessories, Marker holder |
| GTIN (EAN) | 4032248270248 | |
| Qty. | 100 pc(s). | |
| Type | BZT 1 WS 10/5 | Version |
| Order No. | 1805490000 | Accessories, Marker holder |
| GTIN (EAN) | 4032248270231 | |
| Qty. | 100 pc(s). | |

Testsockets



Test adapters and test plugs are used for the electrical connection between terminal blocks and the test equipment. In this way, an electrical contact can be established in the wired state and measurements can be done easily.

General ordering data

| | | |
|------------|----------------------------|---------------------|
| Type | STB 8.5/D4/2.3/M2.5 AKZ | Version |
| Order No. | 0215700000 | Accessories, Socket |
| GTIN (EAN) | 4008190184872 | |
| Qty. | 50 pc(s). | |

WDU 2.5 GE

Weidmüller Interface GmbH & Co. KG

Klingenbergstraße 26

D-32758 Detmold

Germany

www.weidmueller.com

Accessories

W-Series



Weidmüller's range of products includes end brackets that guarantee a permanent, reliable mounting on the terminal rail and prevent sliding. Versions with and without screws are available. The end brackets include marking options, also for group markers, and also a test plug holder.

General ordering data

| | | |
|------------|----------------------------|--|
| Type | WEW 35/2 | Version |
| Order No. | 1061200000 | End bracket, Wemid, dark beige, Rail: TS 35, when screwed in |
| GTIN (EAN) | 4008190030230 | |
| Qty. | 50 pc(s). | |

Blank



The WAD connector marker is suitable for W-series terminals and for the WEW 35/2 and ZEW 35/2 end brackets. The markers are available as blank markers, with custom printing or standard print with lightning symbol. The WAD MultiCard markers are suitable for labelling with PrintJet CONNECT printers.

For custom printing: Please send us a file of our labeling software M-Print PRO or M-Print PRO Online (without installation) for your labeling specifications.

General ordering data

| | | |
|------------|----------------------------|---|
| Type | WAD 5 MC NE WS | Version |
| Order No. | 1112910000 | Group markers, Cover, 33.3 x 5 mm, Pitch in mm (P): 5.00 WDU 2.5, |
| GTIN (EAN) | 4032248891689 | WEW 35/2, ZEW 35/2, white |
| Qty. | 48 pc(s). | |
| Type | WAD 5 MC NE GE | Version |
| Order No. | 1112920000 | Group markers, Cover, 33.3 x 5 mm, Pitch in mm (P): 5.00 WDU 2.5, |
| GTIN (EAN) | 4032248891771 | WEW 35/2, ZEW 35/2, yellow |
| Qty. | 48 pc(s). | |

WDU 2.5 GE

Weidmüller Interface GmbH & Co. KG

Klingenbergstraße 26

D-32758 Detmold

Germany

www.weidmueller.com

Accessories

WS 12/5



WS/ DEK

MultiMark terminal markers use an innovative composite material made from two components. The hard base contour of the marker snaps securely into the connector. The elastic surface finish makes the marker easy to mount. This specially punched material enables the strips to be stretched to accommodate the slight variations in spacing that tend to add up, especially with long terminal blocks. Another advantage: the excellent printability of the surface material guarantees durable and wear-resistant labelling. A print resolution of 300 dpi also produces a very legible script.

Your benefits with MultiMark

- Firm hold and durable printing
- Continuous strips save installation time
- Easy mounting thanks to an innovative composite material
- Large label field for optimal legibility
- High flexibility thanks to manufacturer independence

General ordering data

| | | |
|------------|----------------------------|--|
| Type | WS 12/5 MM WS | Version |
| Order No. | 2007190000 | WS, Terminal marker, 12 x 5 mm, Weidmueller, white |
| GTIN (EAN) | 4050118392036 | |
| Qty. | 800 pc(s). | |

2.5-10 mm²

End plates are fitted to the open side of the last modular terminal before the end bracket. The use of an end plate ensures the function of the modular terminal and the specified rated voltage. It guarantees protection against contact with live parts and makes the final terminal finger-proof.

General ordering data

| | | |
|------------|----------------------------|--|
| Type | WAP 16+35 WTW 2.5-10 | Version |
| Order No. | 1050100000 | End and partition plate for terminals, End plate, 56 mm x 1.5 mm, dark beige |
| GTIN (EAN) | 4008190079901 | |
| Qty. | 20 pc(s). | |
| Type | WAP 16+35 WTW 2.5-10 BL | Version |
| Order No. | 1050180000 | End and partition plate for terminals, End plate, 56 mm x 1.5 mm, blue |
| GTIN (EAN) | 4008190013899 | |
| Qty. | 20 pc(s). | |

WDU 2.5 GE**Weidmüller Interface GmbH & Co. KG**

Klingenbergstraße 26

D-32758 Detmold

Germany

www.weidmueller.com**Accessories**

| | | |
|------------|----------------------------|--|
| Type | WAP 2.5-10/0.5MM | Version |
| Order No. | 1966380000 | End plate (terminals), 54.5 mm x 0.35 mm, dark beige |
| GTIN (EAN) | 4032248688616 | |
| Qty. | 50 pc(s). | |
| Type | WAP 2.5-10 BL | Version |
| Order No. | 1050080000 | End plate (terminals), 56 mm x 1.5 mm, blue |
| GTIN (EAN) | 4008190136611 | |
| Qty. | 50 pc(s). | |
| Type | WAP 2.5-10 | Version |
| Order No. | 1050000000 | End plate (terminals), 56 mm x 1.5 mm, dark beige |
| GTIN (EAN) | 4008190103149 | |
| Qty. | 50 pc(s). | |