


SAK 2.5**Weidmüller Interface GmbH & Co. KG**

Klingenbergstraße 26

D-32758 Detmold

Germany

www.weidmueller.com**Product image**

To feed through power, signal, and data is the classical requirement in electrical engineering and panel building. The insulating material, the connection system and the design of the terminal blocks are the differentiating features. A feed-through terminal block is suitable for joining and/or connecting one or more conductors. They could have one or more connection levels that are on the same potential or insulated against one another.

General ordering data

Version	Feed-through terminal block, Screw connection, 2.5 mm ² , 800 V, 24 A, Number of connections: 2
Order No.	0279660000
Type	SAK 2.5
GTIN (EAN)	4008190069926
Qty.	100 pc(s).

SAK 2.5

Weidmüller Interface GmbH & Co. KG

Klingenbergstraße 26

D-32758 Detmold

Germany

www.weidmueller.com

Technical data

Dimensions and weights

Depth	46.5 mm	Depth (inches)	1.831 inch
Height	36.5 mm	Height (inches)	1.437 inch
Width	6 mm	Width (inches)	0.236 inch
Net weight	6.3 g		

Temperatures

Storage temperature		Operating temperature range	For operating temperature range see EC Design Test Certificate / IEC Ex-Certificate of Conformity
	-25 °C...55 °C		
Continuous operating temp., min.	-50 °C	Continuous operating temp., max.	100 °C

Material data

Material	PA 66	Colour	beige / yellow
UL 94 flammability rating	V-2		

Rating data IECEx/ATEX

Certificate No. (ATEX)	TUEV18ATEX8207U	Certificate No. (IECEX)	IECEXTUR18.0017U
Max. voltage (ATEX)	690 V	Current (ATEX)	24 A
Wire cross section max. (ATEX)	6 mm ²	Max. voltage (IECEX)	690 V
Current (IECEX)	24 A	Wire cross section max. (IECEX)	6 mm ²
Operating temperature range	For operating temperature range see EC Design Test Certificate / IEC Ex-Certificate of Conformity	Marking EN 60079-7	
Ex 2014/34/EU label	II 2 G D		Ex eb II C Gb

System specifications

Version	Screw connection, for screwable cross-connection, One end without connector	End cover plate required	Yes
Number of potentials	1	Number of levels	1
Number of clamping points per level	2	Number of potentials per tier	1
Levels cross-connected internally	No	PE connection	No
Rail	TS 32	N-function	No
PE function	No	PEN function	No

Additional technical data

Explosion-tested version	No	Open sides	right
Type of mounting	Snap-on		

CSA rating data

Certificate No. (CSA)	12400-129	Current size C (CSA)	25 A
Voltage size C (CSA)	600 V	Wire cross section max. (CSA)	10 AWG
Wire cross section min. (CSA)	26 AWG		

SAK 2.5

Weidmüller Interface GmbH & Co. KG

Klingenbergstraße 26

D-32758 Detmold

Germany

www.weidmueller.com

Technical data

Conductors for clamping (additional connection)

Conductor cross-section, flexible plus plastic collar DIN 46228/1, further connection, max.	2.5 mm ²	Connection type, additional connection	Screw connection
---	---------------------	--	------------------

Conductors for clamping (rated connection)

Blade size	0.6 x 3.5 mm	Clamping range, max.	6 mm ²
Clamping range, min.	0.13 mm ²	Clamping screw	M 2.5
Connection cross-section, stranded, max.	4 mm ²	Connection cross-section, stranded, min.	0.5 mm ²
Connection direction	on side	Gauge to IEC 60947-1	A3
Number of connections	2	Stripping length	10 mm
Tightening torque, max.	0.8 Nm	Tightening torque, min.	0.4 Nm
Torque level with DMS electric screwdriver	1	Twin wire-end ferrules, max.	1.5 mm ²
Twin wire-end ferrules, min.	0.5 mm ²	Type of connection	Screw connection
Wire connection cross section AWG, max.	AWG 10	Wire connection cross section AWG, min.	AWG 26
Wire connection cross section, finely stranded, max.	4 mm ²	Wire connection cross section, finely stranded, min.	0.5 mm ²
Wire connection cross-section, finely stranded with wire-end ferrules DIN 46228/1, max.	4 mm ²	Wire connection cross-section, finely stranded with wire-end ferrules DIN 46228/1, min.	0.5 mm ²
Wire connection cross-section, finely stranded with wire-end ferrules DIN 46228/4, max.	4 mm ²	Wire connection cross-section, finely stranded with wire-end ferrules DIN 46228/4, min.	0.5 mm ²
Wire connection cross-section, solid core, max.	6 mm ²	Wire connection cross-section, solid core, min.	0.5 mm ²

General

Rail	TS 32	Standards	IEC 60947-7-1
Wire connection cross section AWG, max.	AWG 10	Wire connection cross section AWG, min.	AWG 26

Rating data

Rated cross-section	2.5 mm ²	Rated voltage	800 V
Rated DC voltage	800 V	Rated current	24 A
Current at maximum wires	41 A	Standards	IEC 60947-7-1
Volume resistance according to IEC 60947-7-x	1.33 mΩ	Rated impulse withstand voltage	8 kV
Power loss in accordance with IEC 60947-7-x	0.77 W	Pollution severity	3

UL rating data

Certificate No. (UR)	E60693	Conductor size Factory wiring max. (UR)	12 AWG
Conductor size Factory wiring min. (UR)	22 AWG	Conductor size Field wiring max. (UR)	12 AWG
Conductor size Field wiring min. (UR)	22 AWG	Current size C (UR)	20 A
Voltage size C (UR)	600 V		

SAK 2.5

Weidmüller Interface GmbH & Co. KG

Klingenbergstraße 26

D-32758 Detmold

Germany

www.weidmueller.com

Technical data

Classifications

ETIM 6.0	EC000897	ETIM 7.0	EC000897
ETIM 8.0	EC000897	ETIM 9.0	EC000897
ECLASS 9.0	27-14-11-20	ECLASS 9.1	27-14-11-20
ECLASS 10.0	27-14-11-20	ECLASS 11.0	27-14-11-20
ECLASS 12.0	27-14-11-20	ECLASS 13.0	27-25-01-01

Approvals

Approvals



ROHS	Conform
UL File Number Search	UL Website
Certificate No. (UR)	E60693
Certificate No. (cURusEX)	E184763

Downloads

Approval/Certificate/Document of Conformity	Attestation Of Conformity CFAT SAK 2.5 UKCA Ex Attestation of Conformity CB Certificate CB Test Certificate DNVGL certificate IECEx Certificate ATEX Certificate Declaration of Conformity UKCA declaration of conformity
Engineering Data	CAD data – 22359_SAK_2.5_DXF.dxf CAD data – STEP
Product Change Notification	20210308 Technical Change SAK PA 32
User Documentation	StorageConditionsTerminalBlocks NTI SAK 2.5/32
Catalogues	Catalogues in PDF-format

SAK 2.5

Weidmüller Interface GmbH & Co. KG

Klingenbergstraße 26

D-32758 Detmold

Germany

www.weidmueller.com

Accessories

DEK 5/6



WS/ DEK

MultiMark terminal markers use an innovative composite material made from two components. The hard base contour of the marker snaps securely into the connector. The elastic surface finish makes the marker easy to mount. This specially punched material enables the strips to be stretched to accommodate the slight variations in spacing that tend to add up, especially with long terminal blocks. Another advantage: the excellent printability of the surface material guarantees durable and wear-resistant labelling. A print resolution of 300 dpi also produces a very legible script.


Your benefits with MultiMark

- Firm hold and durable printing
- Continuous strips save installation time
- Easy mounting thanks to an innovative composite material
- Large label field for optimal legibility
- High flexibility thanks to manufacturer independence

General ordering data

Type	DEK 5/6 MM WS	Version
Order No.	2007120000	Dekafix, Terminal marker, 5 x 6 mm, Weidmueller, white
GTIN (EAN)	4050118392104	
Qty.	600 pc(s).	

SAK-Series



Warning covers with a flash symbol provide more safety for man and machine. They are used where external voltage must be indicated within the application.

General ordering data

Type	AD 3 SAK2.5	Version
Order No.	0297900000	Terminal cover, PVC, yellow, Height: 24 mm, Width: 18 mm, Depth: 1
GTIN (EAN)	4008190038229	mm
Qty.	50 pc(s).	

SAK 2.5

Weidmüller Interface GmbH & Co. KG

Klingenbergstraße 26

D-32758 Detmold

Germany

www.weidmueller.com

Accessories

SAK-Series

SAK
Series

End plates are fitted to the open side of the last modular terminal before the end bracket. The use of an end plate ensures the function of the modular terminal and the specified rated voltage. It guarantees protection against contact with live parts and makes the final terminal finger-proof.

General ordering data

Type	AP SAK2.5	Version
Order No.	0279560000	End plate (terminals), 36.5 mm x 1.5 mm, beige
GTIN (EAN)	4008190075736	
Qty.	20 pc(s).	
Type	AP SAK2.5 BL	Version
Order No.	0279580000	End plate (terminals), 36.5 mm x 1.5 mm, blue
GTIN (EAN)	4008190050702	
Qty.	20 pc(s).	

SAK-Series

SAK
Series

A partition plate is used for the optical separation of circuits or used for electrical isolation from neighbouring cross-connectors. In contrast to the end plate, the contour can be larger than the adjacent terminal blocks. However, it should not be smaller, as otherwise the required clearance and creepage distances within the application can no longer be maintained.

General ordering data

Type	TW SAK2.5	Version
Order No.	0302860000	Partition plate (terminal), Intermediate plate, 50 mm x 44 mm, beige
GTIN (EAN)	4008190032968	
Qty.	20 pc(s).	
Type	TSCH 1	Version
Order No.	0319160000	Small partition (terminal), PA 66, beige, Continuous operating temp., max.: 100 °C
GTIN (EAN)	4008190097219	
Qty.	100 pc(s).	
Type	TW SAK2.5 BL	Version
Order No.	0302880000	Partition plate (terminal), Intermediate plate, 50 mm x 44 mm, blue
GTIN (EAN)	4008190047948	
Qty.	20 pc(s).	
Type	TW SAK2.5 HP/TF/GE/1	Version
Order No.	0297100000	Partition plate (terminal), Intermediate plate, 50 mm x 52 mm, yellow
GTIN (EAN)	4008190161545	
Qty.	20 pc(s).	

SAK 2.5

Weidmüller Interface GmbH & Co. KG

Klingenbergstraße 26

D-32758 Detmold

Germany

www.weidmueller.com

Accessories

Screws



Depending on the terminal block or also accessories, we offer different types of screws as additional items or also spare parts.

General ordering data

Type	BFSC M3X22 PA/RT	Version
Order No.	0128900000	Mounting screw (Terminal)
GTIN (EAN)	4008190084158	
Qty.	100 pc(s).	

Plus



The Dekafix (DEK) marker is the universal marker for all conductor and plug-in connectors as well as for electronic sub-assemblies. The system is ideal for short number sequences and covers a wide range of ready-printed markers.

Strips for fast installation in only one work step. The printing is easy to read, rich in contrast and available in various widths.

- Large range of ready-to-use markers
- Strips for fast installation
- Terminal markers, suitable for all Weidmüller cable connectors
- Available as blank MultiCard or with standard printing

For custom printing: Please send us a file of our labeling software M-Print PRO or M-Print PRO Online (without installation) for your labeling specifications.

General ordering data

Type	DEK 5/6 PLUS MC NE WS	Version
Order No.	1011320000	Dekafix, Terminal marker, 5 x 6 mm, Pitch in mm (P): 6.00
GTIN (EAN)	4032248717644	Weidmueller, white
Qty.	1,000 pc(s).	

SAK 2.5**Weidmüller Interface GmbH & Co. KG**

Klingenbergstraße 26

D-32758 Detmold

Germany

www.weidmueller.com**Accessories****TS 32**TS 32

Weidmüller's range of products includes end brackets that guarantee a permanent, reliable mounting on the terminal rail and prevent sliding. Versions with and without screws are available. The end brackets include marking options, also for group markers, and also a test plug holder.

General ordering data

Type	EWK 1	Version
Order No.	0206160000	End bracket, Wemid, beige, Rail: TS 32, when screwed in
GTIN (EAN)	4008190080020	
Qty.	50 pc(s).	

Custom printing

The Dekafix (DEK) marker is the universal marker for all conductor and plug-in connectors as well as for electronic sub-assemblies. The system is ideal for short number sequences and covers a wide range of ready-printed markers.

Strips for fast installation in only one work step. The printing is easy to read, rich in contrast and available in various widths.

- Large range of ready-to-use markers
- Strips for fast installation
- Terminal markers, suitable for all Weidmüller cable connectors
- Available as blank MultiCard or with standard printing

For custom printing: Please send us a file of our labeling software M-Print PRO or M-Print PRO Online (without installation) for your labeling specifications.

General ordering data

Type	DEK 5/6 MC SDR	Version
Order No.	1609830000	Dekafix, Terminal marker, 5 x 6 mm, Pitch in mm (P): 6.00
GTIN (EAN)	4008190456603	Weidmueller, To customer specification
Qty.	200 pc(s).	

Type	DEK 5/6 PLUS MC SDR	Version
Order No.	1038650000	Dekafix, Terminal marker, 5 x 6 mm, Pitch in mm (P): 6.00
GTIN (EAN)	4032248767908	Weidmueller, To customer specification
Qty.	200 pc(s).	

SAK 2.5

Weidmüller Interface GmbH & Co. KG

Klingenbergstraße 26


D-32758 Detmold

Germany

www.weidmueller.com

Accessories

Test plugs



Test adapters and test plugs are used for the electrical connection between terminal blocks and the test equipment. In this way, an electrical contact can be established in the wired state and measurements can be done easily.

General ordering data

Type	PS 2.3 RT	Version
Order No.	0180400000	Test adapter (terminal), 20 mA
GTIN (EAN)	4008190060121	
Qty.	20 pc(s).	

Q / SAK



Screwable cross-connections are easy to mount and de mount. Thanks to the big contact surface, even high currents can be transmitted with maximum contact reliability.

General ordering data

Type	Q 10 SAK2.5	Version
Order No.	0368700000	Cross-connector (terminal), when screwed in, Number of poles: 10,
GTIN (EAN)	4008190107796	Pitch in mm (P): 6.00, Insulated: No, 24 A, grey
Qty.	20 pc(s).	
Type	Q 2 SAK2.5	Version
Order No.	0337000000	Cross-connector (terminal), when screwed in, Number of poles: 2,
GTIN (EAN)	4008190005801	Pitch in mm (P): 6.00, Insulated: No, 24 A, grey
Qty.	50 pc(s).	
Type	Q 3 SAK2.5	Version
Order No.	0337100000	Cross-connector (terminal), when screwed in, Number of poles: 3,
GTIN (EAN)	4008190015411	Pitch in mm (P): 6.00, Insulated: No, 24 A, grey
Qty.	50 pc(s).	
Type	Q 4 SAK2.5	Version
Order No.	0337200000	Cross-connector (terminal), when screwed in, Number of poles: 4,
GTIN (EAN)	4008190142902	Pitch in mm (P): 6.00, Insulated: No, 24 A, grey
Qty.	50 pc(s).	

SAK 2.5

Weidmüller Interface GmbH & Co. KG

Klingenbergstraße 26

D-32758 Detmold

Germany

www.weidmueller.com

Accessories

Blank



The Dekafix (DEK) marker is the universal marker for all conductor and plug-in connectors as well as for electronic sub-assemblies. The system is ideal for short number sequences and covers a wide range of ready-printed markers.

Strips for fast installation in only one work step. The printing is easy to read, rich in contrast and available in various widths.

- Large range of ready-to-use markers
- Strips for fast installation
- Terminal markers, suitable for all Weidmüller cable connectors
- Available as blank MultiCard or with standard printing

For custom printing: Please send us a file of our labeling software M-Print PRO or M-Print PRO Online (without installation) for your labeling specifications.

General ordering data

Type	DEK 5/6 MC NE OR	Version
Order No.	1912090000	Dekafix, Terminal marker, 5 x 6 mm, Pitch in mm (P): 6.00
GTIN (EAN)	4032248540525	Weidmueller, orange
Qty.	1,000 pc(s).	
Type	DEK 5/6 MC NE BR	Version
Order No.	1454900000	Dekafix, Terminal marker, 5 x 6 mm, Pitch in mm (P): 6.00
GTIN (EAN)	4050118323313	Weidmueller, brown
Qty.	1,000 pc(s).	
Type	DEK 5/6 MC NE GE	Version
Order No.	1238280000	Dekafix, Terminal marker, 5 x 6 mm, Pitch in mm (P): 6.00
GTIN (EAN)	4050118038750	Weidmueller, yellow
Qty.	1,000 pc(s).	
Type	DEK 5/6 MC NE WS	Version
Order No.	1609820000	Dekafix, Terminal marker, 5 x 6 mm, Pitch in mm (P): 6.00
GTIN (EAN)	4008190203436	Weidmueller, white
Qty.	1,000 pc(s).	
Type	DEK 5/6 MC NE GR	Version
Order No.	1238330000	Dekafix, Terminal marker, 5 x 6 mm, Pitch in mm (P): 6.00
GTIN (EAN)	4050118323306	Weidmueller, grey
Qty.	1,000 pc(s).	
Type	DEK 5/6 MC NE GN	Version
Order No.	1238310000	Dekafix, Terminal marker, 5 x 6 mm, Pitch in mm (P): 6.00
GTIN (EAN)	4050118271812	Weidmueller, green
Qty.	1,000 pc(s).	
Type	DEK 5/6 MC NE BL	Version
Order No.	1238290000	Dekafix, Terminal marker, 5 x 6 mm, Pitch in mm (P): 6.00
GTIN (EAN)	4050118267327	Weidmueller, blue
Qty.	1,000 pc(s).	

SAK 2.5

Weidmüller Interface GmbH & Co. KG

Klingenbergstraße 26

D-32758 Detmold

Germany

www.weidmueller.com

Accessories

Testsockets



Test adapters and test plugs are used for the electrical connection between terminal blocks and the test equipment. In this way, an electrical contact can be established in the wired state and measurements can be done easily.

General ordering data

Type	STB 8.5/5/2.3/M3 SAK2.5	Version
Order No.	0280600000	Accessories, Socket
GTIN (EAN)	4008190023188	
Qty.	50 pc(s).	

Marker holder



The marker holder offer the possibility of additional mounting of standard markers with a pitch of 5 or 5.1 mm. The angled holders can be optionally snapped together and could be mounted in all standard marking channels of the Klippon® Connect modular terminal blocks. Fitting marker types could be found under the respective accessories of the designation marking holder.

General ordering data

Type	BZT 1 ZA WS 10/5	Version
Order No.	1805520000	Accessories, Marker holder
GTIN (EAN)	4032248270248	
Qty.	100 pc(s).	
Type	BZT 1 WS 10/5	Version
Order No.	1805490000	Accessories, Marker holder
GTIN (EAN)	4032248270231	
Qty.	100 pc(s).	

SAK 2.5**Weidmüller Interface GmbH & Co. KG**

Klingenbergstraße 26

D-32758 Detmold

Germany

www.weidmueller.com**Accessories****SchT group marker carrier**

The SchT 5 S group tag carriers are clipped directly onto the TS 32 mounting rail (G-rail) or the TS 35 mounting rail (top-hat rail). It is therefore possible to label the terminal strip irrespective of the terminal and the type of terminal. SchT 5 and SchT 5 S are fitted with ESO 5, STR 5 protective strips.

The SchT 7 is a hinged group tag carrier for inlay tags which enables easy access to the clamping screw.

The SchT 7 is fitted with ESO 7, STR 7 protective strips or DEK 5.

Inlay tags and protective strips can be found under "Accessories".

General ordering data

Type	SCHT 7	Version
Order No.	0517960000	SCHT, Terminal marker, 39.3 x 8 mm, Pitch in mm (P): 7.00
GTIN (EAN)	4008190001742	Weidmueller, white
Qty.	20 pc(s).	