

WPD 305 3X35/6X25+9X16 3XRD**Weidmüller Interface GmbH & Co. KG**

Klingenbergstraße 26

D-32758 Detmold

Germany

www.weidmueller.com

Nos blocs de distribution WPD 1XX sont utilisés dans toutes les situations où de la puissance est fournie et distribuée. Leur design convivial offre un meilleur aperçu et permet une implémentation rapide et efficace de la distribution d'énergie en permettant de gagner de la place.

Informations générales de commande

Version	Blocs de jonction de distribution de potentiel, Raccordement vissé, 1000 V, 214 A, Nombre de pôles: 3, Plaque de montage, TS 35, Rouge
Référence	2725330000
Type	WPD 305 3X35/6X25+9X16 3XRD
GTIN (EAN)	4050118796551
Qté.	1 pièce(s)

WPD 305 3X35/6X25+9X16 3XRD

Weidmüller Interface GmbH & Co. KG

Klingenbergstraße 26

D-32758 Detmold

Germany

www.weidmueller.com

Caractéristiques techniques

Dimensions et poids

Profondeur	53,7 mm	Profondeur (pouces)	2,114 inch
Hauteur	70 mm	Hauteur (pouces)	2,756 inch
Largeur	106,8 mm	Largeur (pouces)	4,205 inch
Poids net	432 g		

Températures

Température de stockage	-25 °C...55 °C	Température d'utilisation permanente, min.	-50 °C
Température d'utilisation permanente, max.	130 °C		

Classifications

ETIM 6.0	EC000897	ETIM 7.0	EC000897
ETIM 8.0	EC000897	ETIM 9.0	EC000897
ECLASS 9.0	27-14-11-20	ECLASS 9.1	27-14-11-20
ECLASS 10.0	27-14-11-20	ECLASS 11.0	27-14-11-20
ECLASS 12.0	27-14-11-20	ECLASS 13.0	27-25-01-19

Autres caractéristiques techniques

Côté ouvert	fermé	Type de montage	monté
Version à I#92épreuve de I#92explosion	Oui		

Caractéristiques des matériaux

Matériau	Wemid	Couleur	Rouge
Classe d'inflammabilité selon UL 94	V-0		

Caractéristiques du système

Version	Raccordement vissé	Flasque de fermeture nécessaire	Non
Nombre de polarités	3	Nombre d'étages	1
Nombre de points de contact par étage	6	Nombre de potentiels par étage	3
Etages internes pontés	Oui	Rail	Plaque de montage, TS 35
Fonction N	Non	Fonction PE	Non
Fonction PEN	Non		

Caractéristiques nominales

Tension nominale	1 000 V	Tension nominale AC	1 000 V
Tension nominale DC	1 000 V	Courant nominal	214 A
Normes	IEC 60947-7-1, UL 1059		

Conducteur raccordable (autre raccordement)

Type de raccordement, autre raccordement	Raccordement vissé		
--	--------------------	--	--

Généralités

Nombre de pôles	3	Normes	IEC 60947-7-1, UL 1059
Rail	Plaque de montage, TS 35		

Date de création 5 juillet 2024 01:30:07 CEST

WPD 305 3X35/6X25+9X16 3XRD

Weidmüller Interface GmbH & Co. KG

Klingenbergstraße 26

D-32758 Detmold

Germany

www.weidmueller.com

Caractéristiques techniques

Raccordement (raccordement nominal)

Sens de raccordement	latéralement	Type de raccordement	Raccordement vissé
----------------------	--------------	----------------------	--------------------

Conformité environnementale du produit

REACH SVHC	Lead 7439-92-1
SCIP	e1c310ef-6b67-4efa-80a6-d307472f4de9

Note importante

Informations sur le produit	L'alvéole de test respecte la classe d'inflammabilité V-2 selon UL94.
-----------------------------	---

Agréments

Agréments



ROHS	Conforme
------	----------

Téléchargements

Agrément/Certificat/Document de conformité	UKCA Ex Attestation of Conformity CB Certificate DNV Certificate CE Declaration of Conformity UKCA declaration of conformity Confirmation of Standards EN 45545-2_2020-10
Données techniques	CAD data – STEP
Documentation utilisateur	DATA SHEET WPD 305 Manual - How to connect aluminum wires in WPD-Terminal blocks
Catalogue	Catalogues in PDF-format

WPD 305 3X35/6X25+9X16 3XRD

Weidmüller Interface GmbH & Co. KG

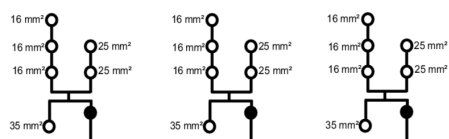
Klingenbergstraße 26

D-32758 Detmold

Germany

www.weidmueller.com

Dessins



WPD 305 3X35/6X25+9X16 3XRD

Weidmüller Interface GmbH & Co. KG

Klingenbergstraße 26

D-32758 Detmold

Germany

www.weidmueller.com

Accessoires

Jeux de clés mâles



Clé mâle en acier chrome vanadium durci, fabriqué selon DIN ISO 2936 L (DIN 911), Traitement de surface de qualité.

Informations générales de commande

Type	SKS 2,0-8,0 MR	Version
Référence	9008870000	clé mâle
GTIN (EAN)	4032248266623	
Qté.	1 pièce(s)	

Connexion transversale



Informations générales de commande

Type	WQB WPD X05/3	Version
Référence	1561970000	Connecteur transversal (bloc de jonction), enfiché, Nombre de pôles:
GTIN (EAN)	4050118367133	3, Pas en mm (P): 35.60, Isolé: Oui, 135 A, gris
Qté.	20 pièce(s)	

Type	WQB WPD X05/2	Version
Référence	1561960000	Connecteur transversal (bloc de jonction), enfiché, Nombre de pôles:
GTIN (EAN)	4050118367140	2, Pas en mm (P): 35.60, Isolé: Oui, 135 A, gris
Qté.	20 pièce(s)	

WPD 305 3X35/6X25+9X16 3XRD

Weidmüller Interface GmbH & Co. KG

Klingenbergstraße 26

D-32758 Detmold

Germany

www.weidmueller.com

Accessoires

Tournevis cruciforme, type Pozidrive



Tournevis cruciforme, type Pozidriv, SDK PZ DIN 5262, ISO 8764/2-PZ, emmanchement selon ISO 8764-PZ, pointe Chrom Top, poignée SoftFinish

Informations générales de commande

Type	SDK PZ2	Version
Référence	9008540000	Tournevis, Tournevis
GTIN (EAN)	4032248056538	
Qté.	1 pièce(s)	

Power distribution Screw connection

W-Series

WPD 105 1x35+1x16/2x25+3x16



Application range

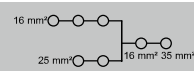
WPD 105

35 mm²



Width / Height / Depth	mm
max. current / max. conductor	A/mm ²
max. clamping range	mm ²

35.6 / 53.7 / 70
125 / 35
2.5...35

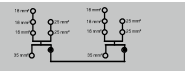


WPD 205

35 mm²



71.2 / 53.7 / 70
125 / 35
2.5...35



Technical data

Rated data		
Rated voltage		V
Rated current		A
for wire cross-section	35 mm ²	mm ²
Rated impulse withstand voltage / Pollution severity		
Overvoltage category / UL 94 flammability rating		
Approvals		
Clamped conductors (H05V/H07V)		
Solid / Stranded	35 mm ²	mm ²
	25 mm ²	mm ²
	16 mm ²	mm ²
Flexible with ferrule	35 mm ²	mm ²
	25 mm ²	mm ²
	16 mm ²	mm ²
Stripping length / Blade size	35 mm ²	mm/-
	25 mm ²	mm/-
	16 mm ²	mm/-
Tightening torque		Nm
Note		

IEC 60947-7-1 (Cu), UL 1059 (Cu+Al)

IEC	UL	CSA	EN 60079-7
1000	600	600	690
125	115	85	125
35	AWG 12...2	AWG 12...2	35
8 kV / 3			
III / V-0			
Rated connection			
4...35 / 4...35			
2.5...25 / 2.5...25			
1.5...16 / 1.5...16			
2.5...25			
1.5...16			
1.5...10			
19 / M8			
14 / M6			
12 / M6			
see appendix at the end of the chapter			

IEC 60947-7-1 (Cu), UL 1059 (Cu+Al)

IEC	UL	CSA	EN 60079-7
1000	600	600	690
125	115	85	125
35	AWG 12...2	AWG 12...2	35
8 kV / 3			
III / V-0			
Rated connection			
4...35 / 4...35			
2.5...25 / 2.5...25			
1.5...16 / 1.5...16			
2.5...25			
1.5...16			
1.5...10			
19 / M8			
14 / M6			
12 / M6			
see appendix at the end of the chapter			

Ordering data

Version	
	grey
	blue
	red
	black
Note	

Type	Qty.	Order No.
WPD 105 1x35+1x16/2x25+3x16 GY	1	1562170000
WPD 105 1x35+1x16/2x25+3x16 BL	1	2518540000
WPD 105 1x35+1x16/2x25+3x16 RD	1	2725310000
WPD 105 1x35+1x16/2x25+3x16 BK	1	2725410000

Type	Qty.	Order No.
WPD 205 2x35/4x25+6x16 2xGY	1	1562180000
WPD 205 2x35/4x25+6x16 2xBL	1	2519470000
WPD 205 2x35/4x25+6x16 2xRD	1	2725320000
WPD 205 2x35/4x25+6x16 2xBK	1	2725420000

Accessories

Cross connection	
	2-pole
	3-pole
End bracket	
	dark beige
	dark beige
Screwdriver	
	SET

Type	Qty.	Order No.
WQB WPD X05/2	20	1561960000
WQB WPD X05/3	20	1561970000
WEW 35/2	100	1061200000
AEB 35 SC/1	50	1991920000
SDK PZ2 X 100	1	2749450000
SK WSD-S 1,5-10,0	1	9008850000

Type	Qty.	Order No.
WEW 35/2	100	1061200000
AEB 35 SC/1	50	1991920000
SDK PZ2 X 100	1	2749450000
SK WSD-S 1,5-10,0	1	9008850000

WPD 305

35 mm²




106.8 / 53.7 / 70
125 / 35
2.5...35



IEC 60947-7-1 (Cu), UL 1059 (Cu+Al)			
IEC	UL	CSA	EN 60079-7
1000	600	600	690
125	115	85	125
35	AWG 12...2	AWG 12...2	35
8 kV / 3			
III / V-0			
Rated connection			
4...35 / 4...35			
2.5...25 / 2.5...25			
1.5...16 / 1.5...16			
2.5...25			
1.5...16			
1.5...10			
19 / M8			
14 / M6			
12 / M6			
see appendix at the end of the chapter			

Type	Qty.	Order No.
WPD 305 3x35/6x25+9x16 3xGY	1	1562190000
WPD 305 3x35/6x25+9x16 3xBL	1	2521770000
WPD 305 3x35/6x25+9x16 3xRD	1	2725330000
WPD 305 3x35/6x25+9x16 3xBK	1	2725430000





Type	Qty.	Order No.
WEW 35/2	100	1061200000
AEB 35 SC/1	50	1991920000
SDK PZ2 X 100	1	2749450000
SK WSD-S 1,5-10,0	1	9008850000

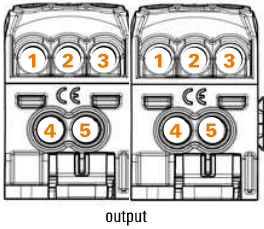


B

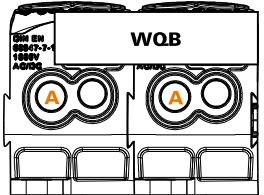


Conductor connection data according to IEC 60947-7-1 (Cu), UL 1059 (Cu+Al)









connection point A				
Input	Copper		Aluminium*	
				
35 mm ²	3,5 Nm		11,3 Nm	11,3 Nm
25 mm ²				
16 mm ²		3,5 Nm		
10 mm ²				
6 mm ²				
4 mm ²				
2.5 mm ²				
Stripping lengths		19 mm		
Allen screw		M8		
* Values according to UL 1059				



output



input

Output	connection point 1/2/3				connection point 4/5				connection point B												
	Copper		Aluminium*		Copper		Aluminium*		Copper		Aluminium*										
																					
25 mm ²	2 Nm	2 Nm	5,1 Nm		2,5 Nm	2,5 Nm	5,1 Nm	5,1 Nm	2,5 Nm	2,5 Nm	5,1 Nm										
16 mm ²																					
10 mm ²																					
6 mm ²																					
4 mm ²																					
2.5 mm ²																					
1.5 mm ²																					
Stripping lengths	12 mm				14 mm				19 mm												
Allen screw	M6				M6				M6												
* Values according to UL 1059																					

B



Stranded



Solid



Flexible with ferrule

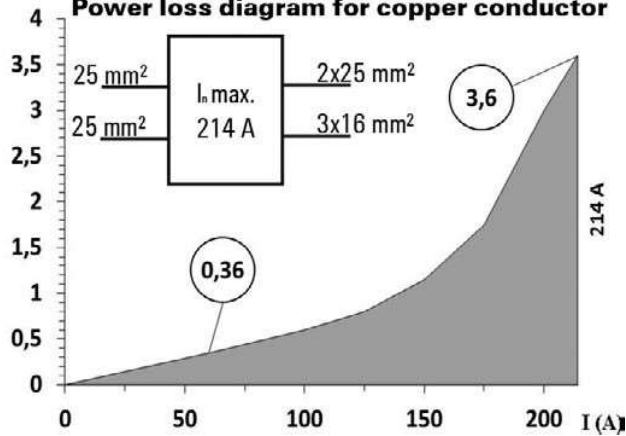


Sector shaped





P (W)














WPD x05

Power loss diagram for copper conductor



UL Rating data according to UL 1059

Certificate no. (UR)		XCFR2.E60693			
connection point A					
Input (line)	Copper		Aluminium		
					
AWG 2	31 Lb. In.		100 Lb. In.		
AWG 4				100 Lb. In.	
AWG 6					
AWG 8					
AWG 10					
AWG 12					
max. current	115 A	85 A	90 A	65 A	
Voltage size B,C (UR)	600 V				

connection point 1/2/3													connection point 4/5					connection point B			
output (load)	Copper		Aluminium		Copper		Aluminium		Copper		Aluminium										
																					
AWG 4	22.1 Lb In.	22.1 Lb In.	45.1 Lb In.	22.1 Lb In.	22.1 Lb In.	22.1 Lb In.	45.1 Lb In.	45.1 Lb In.	22.1 Lb In.	22.1 Lb In.	45.1 Lb In.	50 A	50 A								
AWG 6																					
AWG 8																					
AWG 10																					
AWG 12																					
AWG 14																					
AWG 16																					
max. current	65 A	50 A	50 A		85 A	65 A	65 A	50 A	65 A	50 A	50 A										
Voltage size B,C (UR)	600 V																				



Stranded



Solid



Flexible with ferrule



Sector shaped

CSA-Bemessungsdaten nach CSA 22.2 Nr. 158

Certificate No. (CSA)		269832		
	Input	Output		
	CP* A	CP* 1/2/3	CP* 4/5	CP*B
AWG 4	31 Lb In.		22.1 Lb In.	
AWG 4				
AWG 6				
AWG 8		22.1 Lb In.		22.1 Lb In.
AWG 10				
AWG 12				
AWG 14			22.1 Lb In.	
AWG 16				
max. current	115 A	85 A	85 A	85 A
Voltage size C (CSA)	600 V			
* CP - connection point				

B

