

**WPD 109 1X185/2X35+3X25+4X16 RD****Weidmüller Interface GmbH & Co. KG**

Klingenbergstraße 26

D-32758 Detmold

Germany

[www.weidmueller.com](http://www.weidmueller.com)

Nos blocs de distribution WPD 1XX sont utilisés dans toutes les situations où de la puissance est fournie et distribuée. Leur design convivial offre un meilleur aperçu et permet une implémentation rapide et efficace de la distribution d'énergie en permettant de gagner de la place.

**Informations générales de commande**

Version	Blocs de jonction de distribution de potentiel, Raccordement vissé, Rouge, 185 mm², 490 A, 1000 V, Nombre de raccordements: 10, Nombre d'étages: 1, Plaque de montage, TS 35, V-0, Weid
Référence	<a href="#">2725270000</a>
Type	WPD 109 1X185/2X35+3X25+4X16 RD
GTIN (EAN)	4050118796612
Qté.	1 pièce(s)

Date de création 29 août 2024 09:02:12 CEST

Niveau du catalogue 17.08.2024 / Toutes modifications techniques réservées

## WPD 109 1X185/2X35+3X25+4X16 RD

Weidmüller Interface GmbH &amp; Co. KG

Klingenbergstraße 26

D-32758 Detmold

Germany

www.weidmueller.com

## Caractéristiques techniques

## Dimensions et poids

Profondeur	77 mm	Profondeur (pouces)	3,031 inch
Hauteur	95 mm	Hauteur (pouces)	3,74 inch
Largeur	51,1 mm	Largeur (pouces)	2,012 inch
Poids net	454 g		

## Températures

Température de stockage	-25 °C...55 °C	Température d'utilisation permanente, min.	-50 °C
Température d'utilisation permanente, max.	130 °C		

## Classifications

ETIM 6.0	EC000897	ETIM 7.0	EC000897
ETIM 8.0	EC000897	ETIM 9.0	EC000897
ECLASS 9.0	27-14-11-20	ECLASS 9.1	27-14-11-20
ECLASS 10.0	27-14-11-20	ECLASS 11.0	27-14-11-20
ECLASS 12.0	27-14-11-20	ECLASS 13.0	27-25-01-19
ECLASS 14.0	27-25-01-19		

## Caractéristiques nominales selon IECEx/ATEX

Certificat N° (ATEX)	CNEX16ATEX0005U	Certificat N° (IECEx)	IECExCNEX16.0005U
Tension max. (ATEX)	1100 V	Courant (ATEX)	353 A
Section max. du conducteur (ATEX)	185 mm <sup>2</sup>	Tension max. (IECEx)	1100 V
Courant (IECEx)	353 A		

## Autres caractéristiques techniques

Côté ouvert	fermé	Type de montage	monté
Version à I#92épreuve de I#92explosion	Oui		

## Caractéristiques des matériaux

Matériau	Wemid	Couleur	Rouge
Classe d'inflammabilité selon UL 94	V-0		

## Caractéristiques du système

Version	Raccordement vissé	Flasque de fermeture nécessaire	Non
Nombre de polarités	1	Nombre d'étages	1
Nombre de points de contact par étage	2	Nombre de potentiels par étage	1
Etages internes pontés	Oui	Rail	Plaque de montage, TS 35
Fonction N	Oui	Fonction PE	Non
Fonction PEN	Non		

## Caractéristiques nominales

Section nominale	185 mm <sup>2</sup>	Tension nominale	1 000 V
Tension nominale AC	1 000 V	Tension nominale DC	1 500 V
Courant nominal	490 A	Normes	IEC 60947-7-1, UL 1059

## WPD 109 1X185/2X35+3X25+4X16 RD

Weidmüller Interface GmbH &amp; Co. KG

Klingenbergstraße 26

D-32758 Detmold

Germany

www.weidmueller.com

## Caractéristiques techniques

## Caractéristiques nominales selon CSA

N° de certificat (cCSAus) 70128467

## Caractéristiques nominales selon UL

Certificat N° (cURus) E60693

## Conducteur raccordable (autre raccordement)

Type de raccordement, autre raccorde-  
ment Raccordement vissé

## Généralités

Nombre de pôles	1	Normes	IEC 60947-7-1, UL 1059
Rail	Plaque de montage, TS 35		

## Raccordement (raccordement nominal)

Nombre de raccordements	10	Sens de raccordement	latéralement
Type de raccordement	Raccordement vissé		

## Conformité environnementale du produit

REACH SVHC	Lead 7439-92-1
SCIP	e1c310ef-6b67-4efa-80a6-d307472f4de9
Statut de conformité RoHS	Conforme avec exemption
Exemption RoHS (le cas échéant/connue)	6c

## Note importante

Informations sur le produit L'alvéole de test respecte la classe d'inflammabilité V-2 selon UL94.

## Agréments

Agréments



ROHS	Conforme
UL File Number Search	Site Web UL
Certificat N° (cURus)	E60693

**WPD 109 1X185/2X35+3X25+4X16 RD****Weidmüller Interface GmbH & Co. KG**

Klingenbergstraße 26

D-32758 Detmold

Germany

[www.weidmueller.com](http://www.weidmueller.com)**Caractéristiques techniques****Téléchargements**

Agrément/Certificat/Document de conformité

[Attestation of Conformity](#)  
[UKCA Ex Attestation of Conformity](#)  
[CB Certificate](#)  
[VDE Certificate](#)  
[DNV Certificate](#)  
[UKCA Ex Certificate](#)  
[CE Declaration of Conformity](#)  
[UKCA declaration of conformity](#)  
[Confirmation of Standards EN 45545-2\\_2020-10](#)

Données techniques

[CAD data – STEP](#)

Documentation utilisateur

[DATA SHEET WPD 109](#)  
[Manual - How to connect aluminum wires in WPD-Terminal blocks](#)  
[Torque\\_Conductor\\_Connection\\_Data\\_WPD\\_EN](#)  
[Drehmoment\\_Leiteranschlussdaten\\_WPD\\_DE](#)

Catalogue

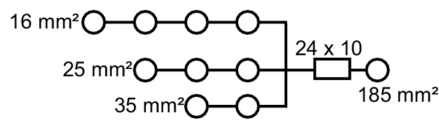
[Catalogues in PDF-format](#)

## WPD 109 1X185/2X35+3X25+4X16 RD

**Weidmüller Interface GmbH & Co. KG**  
Klingenbergstraße 26  
D-32758 Detmold  
Germany

www.weidmueller.com

## Dessins



**Conductor connection data according to IEC 60883-1 (24)**

Input	connection point A		connection point B	
	Conductor	Terminal	Conductor	Terminal
185 mm²	185	185	185	185
120 mm²	120	120	120	120
95 mm²	95	95	95	95
70 mm²	70	70	70	70
50 mm²	50	50	50	50
35 mm²	35	35	35	35
25 mm²	25	25	25	25
16 mm²	16	16	16	16
10 mm²	10	10	10	10
6 mm²	6	6	6	6
4 mm²	4	4	4	4
2.5 mm²	2.5	2.5	2.5	2.5
1.5 mm²	1.5	1.5	1.5	1.5
1 mm²	1	1	1	1
0.75 mm²	0.75	0.75	0.75	0.75
0.5 mm²	0.5	0.5	0.5	0.5
0.35 mm²	0.35	0.35	0.35	0.35
0.25 mm²	0.25	0.25	0.25	0.25
0.18 mm²	0.18	0.18	0.18	0.18
0.14 mm²	0.14	0.14	0.14	0.14
0.1 mm²	0.1	0.1	0.1	0.1
0.075 mm²	0.075	0.075	0.075	0.075
0.06 mm²	0.06	0.06	0.06	0.06
0.045 mm²	0.045	0.045	0.045	0.045
0.035 mm²	0.035	0.035	0.035	0.035
0.025 mm²	0.025	0.025	0.025	0.025
0.018 mm²	0.018	0.018	0.018	0.018
0.014 mm²	0.014	0.014	0.014	0.014
0.01 mm²	0.01	0.01	0.01	0.01
0.0075 mm²	0.0075	0.0075	0.0075	0.0075
0.006 mm²	0.006	0.006	0.006	0.006
0.0045 mm²	0.0045	0.0045	0.0045	0.0045
0.0035 mm²	0.0035	0.0035	0.0035	0.0035
0.0025 mm²	0.0025	0.0025	0.0025	0.0025
0.0018 mm²	0.0018	0.0018	0.0018	0.0018
0.0014 mm²	0.0014	0.0014	0.0014	0.0014
0.001 mm²	0.001	0.001	0.001	0.001
0.00075 mm²	0.00075	0.00075	0.00075	0.00075
0.0006 mm²	0.0006	0.0006	0.0006	0.0006
0.00045 mm²	0.00045	0.00045	0.00045	0.00045
0.00035 mm²	0.00035	0.00035	0.00035	0.00035
0.00025 mm²	0.00025	0.00025	0.00025	0.00025
0.00018 mm²	0.00018	0.00018	0.00018	0.00018
0.00014 mm²	0.00014	0.00014	0.00014	0.00014
0.0001 mm²	0.0001	0.0001	0.0001	0.0001
0.000075 mm²	0.000075	0.000075	0.000075	0.000075
0.00006 mm²	0.00006	0.00006	0.00006	0.00006
0.000045 mm²	0.000045	0.000045	0.000045	0.000045
0.000035 mm²	0.000035	0.000035	0.000035	0.000035
0.000025 mm²	0.000025	0.000025	0.000025	0.000025
0.000018 mm²	0.000018	0.000018	0.000018	0.000018
0.000014 mm²	0.000014	0.000014	0.000014	0.000014
0.00001 mm²	0.00001	0.00001	0.00001	0.00001
0.0000075 mm²	0.0000075	0.0000075	0.0000075	0.0000075
0.000006 mm²	0.000006	0.000006	0.000006	0.000006
0.0000045 mm²	0.0000045	0.0000045	0.0000045	0.0000045
0.0000035 mm²	0.0000035	0.0000035	0.0000035	0.0000035
0.0000025 mm²	0.0000025	0.0000025	0.0000025	0.0000025
0.0000018 mm²	0.0000018	0.0000018	0.0000018	0.0000018
0.0000014 mm²	0.0000014	0.0000014	0.0000014	0.0000014
0.000001 mm²	0.000001	0.000001	0.000001	0.000001
0.00000075 mm²	0.00000075	0.00000075	0.00000075	0.00000075
0.0000006 mm²	0.0000006	0.0000006	0.0000006	0.0000006
0.00000045 mm²	0.00000045	0.00000045	0.00000045	0.00000045
0.00000035 mm²	0.00000035	0.00000035	0.00000035	0.00000035
0.00000025 mm²	0.00000025	0.00000025	0.00000025	0.00000025
0.00000018 mm²	0.00000018	0.00000018	0.00000018	0.00000018
0.00000014 mm²	0.00000014	0.00000014	0.00000014	0.00000014
0.0000001 mm²	0.0000001	0.0000001	0.0000001	0.0000001
0.000000075 mm²	0.000000075	0.000000075	0.000000075	0.000000075
0.00000006 mm²	0.00000006	0.00000006	0.00000006	0.00000006
0.000000045 mm²	0.000000045	0.000000045	0.000000045	0.000000045
0.000000035 mm²	0.000000035	0.000000035	0.000000035	0.000000035
0.000000025 mm²	0.000000025	0.000000025	0.000000025	0.000000025
0.000000018 mm²	0.000000018	0.000000018	0.000000018	0.000000018
0.000000014 mm²	0.000000014	0.000000014	0.000000014	0.000000014
0.00000001 mm²	0.00000001	0.00000001	0.00000001	0.00000001
0.0000000075 mm²	0.0000000075	0.0000000075	0.0000000075	0.0000000075
0.000000006 mm²	0.000000006	0.000000006	0.000000006	0.000000006
0.0000000045 mm²	0.0000000045	0.0000000045	0.0000000045	0.0000000045
0.0000000035 mm²	0.0000000035	0.0000000035	0.0000000035	0.0000000035
0.0000000025 mm²	0.0000000025	0.0000000025	0.0000000025	0.0000000025
0.0000000018 mm²	0.0000000018	0.0000000018	0.0000000018	0.0000000018
0.0000000014 mm²	0.0000000014	0.0000000014	0.0000000014	0.0000000014
0.000000001 mm²	0.000000001	0.000000001	0.000000001	0.000000001
0.00000000075 mm²	0.00000000075	0.00000000075	0.00000000075	0.00000000075
0.0000000006 mm²	0.0000000006	0.0000000006	0.0000000006	0.0000000006
0.00000000045 mm²	0.00000000045	0.00000000045	0.00000000045	0.00000000045
0.00000000035 mm²	0.00000000035	0.00000000035	0.00000000035	0.00000000035
0.00000000025 mm²	0.00000000025	0.00000000025	0.00000000025	0.00000000025
0.00000000018 mm²	0.00000000018	0.00000000018	0.00000000018	0.00000000018
0.00000000014 mm²	0.00000000014	0.00000000014	0.00000000014	0.00000000014
0.0000000001 mm²	0.0000000001	0.0000000001	0.0000000001	0.0000000001
0.000000000075 mm²	0.000000000075	0.000000000075	0.000000000075	0.000000000075
0.00000000006 mm²	0.00000000006	0.00000000006	0.00000000006	0.00000000006
0.000000000045 mm²	0.000000000045	0.000000000045	0.000000000045	0.000000000045
0.000000000035 mm²	0.000000000035	0.000000000035	0.000000000035	0.000000000035
0.000000000025 mm²	0.000000000025	0.000000000025	0.000000000025	0.000000000025
0.000000000018 mm²	0.000000000018	0.000000000018	0.000000000018	0.000000000018
0.000000000014 mm²	0.000000000014	0.000000000014	0.000000000014	0.000000000014
0.00000000001 mm²	0.00000000001	0.00000000001	0.00000000001	0.00000000001
0.0000000000075 mm²	0.0000000000075	0.0000000000075	0.0000000000075	0.0000000000075
0.000000000006 mm²	0.000000000006	0.000000000006	0.000000000006	0.000000000006
0.0000000000045 mm²	0.0000000000045	0.0000000000045	0.0000000000045	0.0000000000045
0.0000000000035 mm²	0.0000000000035	0.0000000000035	0.0000000000035	0.0000000000035
0.0000000000025 mm²	0.0000000000025	0.0000000000025	0.0000000000025	0.0000000000025
0.0000000000018 mm²	0.0000000000018	0.0000000000018	0.0000000000018	0.0000000000018
0.0000000000014 mm²	0.0000000000014	0.0000000000014	0.0000000000014	0.0000000000014
0.000000000001 mm²	0.000000000001	0.000000000001	0.000000000001	0.000000000001
0.00000000000075 mm²	0.00000000000075	0.00000000000075	0.00000000000075	0.00000000000075
0.0000000000006 mm²	0.0000000000006	0.0000000000006	0.0000000000006	0.0000000000006
0.00000000000045 mm²	0.00000000000045	0.00000000000045	0.00000000000045	0.00000000000045
0.00000000000035 mm²	0.00000000000035	0.00000000000035	0.00000000000035	0.00000000000035
0.00000000000025 mm²	0.00000000000025	0.00000000000025	0.00000000000025	0.00000000000025
0.00000000000018 mm²	0.00000000000018	0.00000000000018	0.00000000000018	0.00000000000018
0.00000000000014 mm²	0.00000000000014	0.00000000000014	0.00000000000014	0.00000000000014
0.0000000000001 mm²	0.0000000000001	0.0000000000001	0.0000000000001	0.0000000000001
0.000000000000075 mm²	0.000000000000075	0.000000000000075	0.000000000000075	0.000000000000075
0.00000000000006 mm²	0.00000000000006	0.00000000000006	0.00000000000006	0.00000000000006
0.000000000000045 mm²	0.000000000000045	0.000000000000045	0.000000000000045	0.000000000000045
0.000000000000035 mm²	0.000000000000035	0.000000000000035	0.000000000000035	0.000000000000035
0.000000000000025 mm²	0.000000000000025	0.000000000000025	0.000000000000025	0.000000000000025
0.000000000000018 mm²	0.000000000000018	0.000000000000018	0.000000000000018	0.000000000000018
0.000000000000014 mm²	0.000000000000014	0.000000000000014	0.000000000000014	0.000000000000014
0.00000000000001 mm²	0.00000000000001	0.00000000000001	0.00000000000001	0.00000000000001
0.0000000000000075 mm²	0.0000000000000075	0.0000000000000075	0.0000000000000075	0.0000000000000075
0.000000000000006 mm²	0.000000000000006	0.000000000000006	0.000000000000006	0.000000000000006
0.0000000000000045 mm²	0.0000000000000045	0.0000000000000045	0.0000000000000045	0.0000000000000045
0.0000000000000035 mm²	0.0000000000000035	0.0000000000000035	0.0000000000000035	0.0000000000000035
0.0000000000000025 mm²	0.0000000000000025	0.0000000000000025	0.0000000000000025	0.0000000000000025
0.0000000000000018 mm²	0.0000000000000018	0.0000000000000018	0.0000000000000018	0.0000000000000018
0.0000000000000014 mm²	0.0000000000000014	0.0000000000000014	0.0000000000000014	0.0000000000000014
0.000000000000001 mm²	0.000000000000001	0.000000000000001	0.000000000000001	0.000000000000001

## WPD 109 1X185/2X35+3X25+4X16 RD

Weidmüller Interface GmbH &amp; Co. KG

Klingenbergstraße 26

D-32758 Detmold

Germany

www.weidmueller.com

## Accessoires

## Tournevis droit



Tournevis pour vis tête fendue avec lame ronde, SD DIN 5265, ISO 2380/2, empreinte selon DIN 5264, ISO 2380/1, pointe chrome top, poignée SoftFinish

## Informations générales de commande

Type	SDS 0.6X3.5X100	Version
Référence	<a href="#">9008330000</a>	Tournevis, Tournevis
GTIN (EAN)	4032248056286	
Qté.	1 pièce(s)	

## Connexion transversale



## Informations générales de commande

Type	WQB WPD X08-09/2	Version
Référence	<a href="#">1561900000</a>	Connecteur transversal (bloc de jonction), enfiché, gris, 353 A,
GTIN (EAN)	4050118367096	Nombre de pôles: 2, Pas en mm (P): 51.10, Isolé: Oui, Largeur: 74.6
Qté.	3 pièce(s)	mm

## WPD 109 1X185/2X35+3X25+4X16 RD

Weidmüller Interface GmbH &amp; Co. KG

Klingenbergstraße 26

D-32758 Detmold

Germany

[www.weidmueller.com](http://www.weidmueller.com)

## Accessoires

## Jeux de clés mâles



Clé mâle en acier chrome vanadium durci, fabriqué selon DIN ISO 2936 L (DIN 911), Traitement de surface de qualité.

## Informations générales de commande

Type	SKS 2,0-8,0 MR	Version
Référence	<a href="#">9008870000</a>	clé mâle
GTIN (EAN)	4032248266623	
Qté.	1 pièce(s)	

## Power distribution

### Screw connection

#### W-Series

WPD 109 1X185/2X35+3X25+4X16 GY



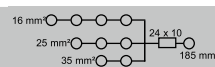
WPD 109

185 mm<sup>2</sup>



Width / Height / Depth	mm
max. current / max. conductor	A/mm <sup>2</sup>
max. clamping range	mm <sup>2</sup>

55.1 / 77 / 95  
353 / 185  
50...185



#### Technical data

Rated data		
Rated voltage	V	
Rated current	A	
for wire cross-section	185 mm <sup>2</sup>	mm <sup>2</sup>

Rated impulse withstand voltage / Pollution severity

Overvoltage category / UL 94 flammability rating

Approvals

#### Clamped conductors (H05V/H07V)

Solid / Stranded	185 mm <sup>2</sup>	mm <sup>2</sup>
	35 mm <sup>2</sup>	mm <sup>2</sup>
	25 mm <sup>2</sup>	mm <sup>2</sup>
	16 mm <sup>2</sup>	mm <sup>2</sup>
Flexible with ferrule	185 mm <sup>2</sup>	mm <sup>2</sup>
	35 mm <sup>2</sup>	mm <sup>2</sup>
	25 mm <sup>2</sup>	mm <sup>2</sup>
	16 mm <sup>2</sup>	mm <sup>2</sup>
Stripping length / Blade size	185 mm <sup>2</sup>	mm/-
	35 mm <sup>2</sup>	mm/-
	25 mm <sup>2</sup>	mm <sup>2</sup>
	16 mm <sup>2</sup>	mm <sup>2</sup>
Tightening torque		Nm

#### Note

#### IEC 60947-7-1 (Cu), UL 1059 (Cu+Al)

IEC	UL	CSA	EN 60079-7
1000	600	600	880
353	310	310	353
185	AWG 2/0...kcmil 350	AWG 2/0...kcmil 350	185
8 kV / 3			
III / V-0			

#### Bemessungsanschluss

70...185 / 70...185
4...35 / 4...35
2.5...25 / 2.5...25
1.5...16 / 1.5...16
50...150
2.5...25
1.5...16
1.5...10
27 / M14
18 / M8
12 / M6
12 / M6
siehe Anhang am Kapitelende

#### Ordering data


Version	
grey	
blue	
red	
black	
Note	

Type	Qty.	Order No.
WPD 109 1x185/2x35+3x25+4x16 GY	1	1562090000
WPD 109 1x185/2x35+3x25+4x16 BL	1	2519490000
WPD 109 1x185/2x35+3x25+4x16 RD	1	2725270000
WPD 109 1x185/2x35+3x25+4x16 BK	1	2725370000

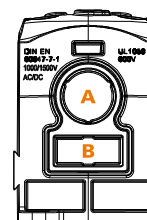
#### Accessories

Cross connection	
2-pole	
End bracket	
dark beige	
dark beige	
Screwdriver	
SET	

Type	Qty.	Order No.
WQB WPD X08-09/2	20	1561900000
WEW 35/2	100	1061200000
AEB 35 SC/1	50	1991920000
SDK PZ2 X 100	1	2749450000
SK WSD-S 1,5-10,0	1	9008850000








output

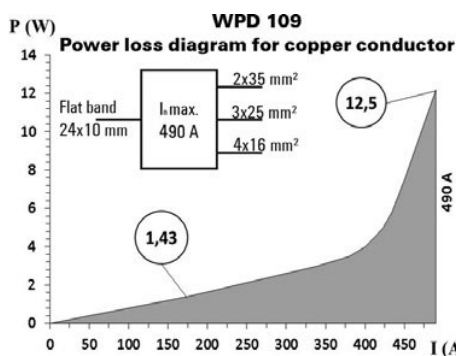














input

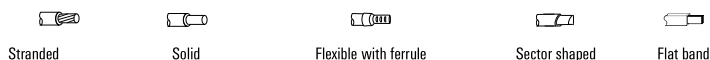
# Conductor connection data according to IEC 60947-7-1 (Cu), UL 1059 (Cu+Al)

Input	connection point A				CP** B
	Copper		Aluminium*		Copper
					
120 mm <sup>2</sup>	19 Nm	19 Nm	22,6 Nm	22,6 Nm	
95 mm <sup>2</sup>					
70 mm <sup>2</sup>					
50 mm <sup>2</sup>					
35 mm <sup>2</sup>					
25 mm <sup>2</sup>					
Flat band 24x10mm					3 Nm
Stripping lengths	27 mm				22 mm
Allen screw	M14				M6






\* Values according to UL 1059 \*\* CP - connection point



Output	connection point 1 / 2 / 3				connection point 4 / 5 / 6 / 7				connection point 8 / 9			
	Copper		Aluminium*		Copper		Aluminium*		Copper		Aluminium*	
												
35 mm²	2 Nm	2 Nm	5,1 Nm	5,1 Nm	2 Nm	2 Nm			2,5 Nm	2,5 Nm	11,3 Nm	11,3 Nm
25 mm²												
16 mm²												
10 mm²												
6 mm²												
4 mm²												
2.5 mm²												
1.5 mm²												
Stripping lengths	12 mm				12 mm				18 mm			
Allen screw	M6				M6				M8			
* Values according to UL 1059												



## UL Rating data according to UL 1059













Certificate no. (UR)	XCFR2.E60693				CP* B
	connection point A		Aluminium		Copper
					
kcmil 250	168.2 Lb In.	168.2 Lb In.	200 Lb In.	200 Lb In.	17.7 Lb In.
AWG 4/0					
AWG 3/0					
AWG 2/0					
AWG 1/0					
AWG 2					
AWG 4					
Flat band 24x10 mm					
max. current	250 A	200 A	155 A	205 A	250 A
Voltage size B,C (UR)	600 V				

\* CP - connection point

## CSA rating data according to CSA 22.2 No. 158

Certificate No. (CSA)	269832			
	Input	Output		
	CP* A	CP* 1/2/3	CP* 4/5/6/7	CP* B
kcmil 250	19 Nm.	3 Nm	3 Nm	6 Nm
AWG 2	19 Nm			
AWG 4				
AWG 6				
AWG 8				
AWG 10				
AWG 12				
AWG 14				
AWG 16				
max. current	255 A	85 A	65 A	115 A
Voltage size C (CSA)	600 V			

\* CP - connection point

Output	connection point 1 / 2 / 3				connection point 4 / 5 / 6 / 7				connection point 8 / 9			
	Copper		Aluminium		Copper		Aluminium		Copper		Aluminium	
												
AWG 2	22.6 Lb In.	22.6 Lb In.	45.1 Lb In.	45.1 Lb In.	22.6 Lb In.	22.6 Lb In.			53.1 Lb In.	53.1 Lb In.	100 Lb In.	100 Lb In.
AWG 4												
AWG 6												
AWG 8												
AWG 10												
AWG 12												
AWG 14												
AWG 16												
max. current	85 A	65 A	65 A	50 A	65 A	50 A	50 A		115 A	85 A	90 A	65 A
Voltage size B,C (UR)	600 V											

