

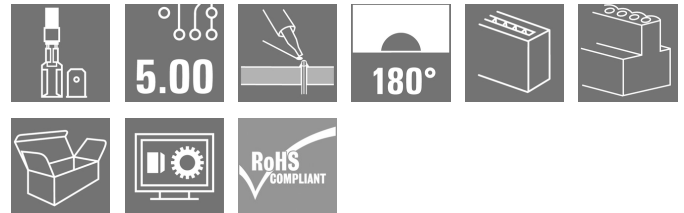

PCF 5.00/10/180 3.5SN OR BX**Weidmüller Interface GmbH & Co. KG**

Klingenbergstraße 26

D-32758 Detmold

Germany

www.weidmueller.com

Product image

Flat-blade connection in 90°, 135° and 180° conductor outlet direction for 6.3 and 2.8 mm spade connector at 5.00 mm pitch

General ordering data

| | |
|--------------|--|
| Version | Printed circuit board terminals, 5.00 mm, Number of poles: 10, 180°, Solder pin length (l): 3.5 mm, tinned, orange, Flat-blade connection, Box |
| Order No. | 9500490000 |
| Type | PCF 5.00/10/180 3.5SN OR BX |
| GTIN (EAN) | 4008190549343 |
| Qty. | 50 pc(s). |
| Product data | IEC: 630 V / 24 A UL: 150 V / 15 A |
| Packaging | Box |

Creation date July 5, 2024 9:27:36 AM CEST

Catalogue status 29.06.2024 / We reserve the right to make technical changes.

PCF 5.00/10/180 3.5SN OR BX

Weidmüller Interface GmbH & Co. KG

Klingenbergstraße 26

D-32758 Detmold

Germany

www.weidmueller.com

Technical data

Dimensions and weights

| | | | |
|--------------------------|------------|-----------------|------------|
| Depth | 9.8 mm | Depth (inches) | 0.386 inch |
| Height | 18.4 mm | Height (inches) | 0.724 inch |
| Height of lowest version | 14.9 mm | Width | 49.8 mm |
| Width (inches) | 1.961 inch | Net weight | 8.2 g |

System parameters

| | | | |
|---------------------------------|-----------------------|---|-----------------------------|
| Product family | PCF | Wire connection method | Flat-blade connection |
| Mounting onto the PCB | THT solder connection | Conductor outlet direction | 180° |
| Pitch in mm (P) | 5 mm | Pitch in inches (P) | 0.197 " |
| Number of poles | 10 | Pin series quantity | 1 |
| Fitted by customer | No | Number of rows | 1 |
| Solder pin length (l) | 3.5 mm | Solder pin dimensions | 0.8 x 1.0 mm, 0.75 x 0.9 mm |
| Solder eyelet hole diameter (D) | 1.3 mm | Solder eyelet hole diameter tolerance (D)+ 0,1 mm | |
| Number of solder pins per pole | 2 | L1 in mm | 45 mm |
| L1 in inches | 1.772 " | Touch-safe protection acc. to DIN VDE 0470 | IP 00 |
| Protection degree | IP20 | Volume resistance | 1.20 mΩ |

Material data

| | | | |
|---------------------------------------|-----------------------------|---------------------------------------|--------|
| Insulating material | PA | Colour | orange |
| Colour chart (similar) | RAL 2000 | Insulating material group | I |
| Comparative Tracking Index (CTI) | ≥ 600 | UL 94 flammability rating | V-2 |
| Contact material | Cu-alloy | Contact surface | tinned |
| Layer structure of solder connection | 1.5...3 µm Ni / 5...7 µm Sn | Storage temperature, min. | -40 °C |
| Storage temperature, max. | 70 °C | Operating temperature, min. | -50 °C |
| Operating temperature, max. | 100 °C | Temperature range, installation, min. | -25 °C |
| Temperature range, installation, max. | 100 °C | | |

Conductors suitable for connection

| | |
|----------------|---|
| Reference text | Length of ferrules is to be chosen depending on the product and the rated voltage. The outside diameter of the plastic collar should not be larger than the pitch (P) |
|----------------|---|

Rated data acc. to IEC

| | | | |
|---|------------------------|---|------------------|
| tested acc. to standard | IEC 60664-1, IEC 61984 | Rated current, min. number of poles (Tu=20°C) | 24 A |
| Rated current, max. number of poles (Tu=20°C) | 21 A | Rated current, min. number of poles (Tu=40°C) | 24 A |
| Rated current, max. number of poles (Tu=40°C) | 18 A | Rated voltage for surge voltage class / pollution degree II/2 | 630 V |
| Rated voltage for surge voltage class / pollution degree III/2 | 320 V | Rated voltage for surge voltage class / pollution degree III/3 | 250 V |
| Rated impulse voltage for surge voltage class/ pollution degree II/2 | 4 kV | Rated impulse voltage for surge voltage class/ pollution degree III/2 | 4 kV |
| Rated impulse voltage for surge voltage class/ contamination degree III/3 | 4 kV | Short-time withstand current resistance | 3 x 1s mit 192 A |

PCF 5.00/10/180 3.5SN OR BX

Weidmüller Interface GmbH & Co. KG

Klingenbergstraße 26

D-32758 Detmold

Germany

www.weidmueller.com

Technical data

Rated data acc. to CSA

Institute (CSA)



Certificate No. (CSA)

12400-282

Rated voltage (Use group B / CSA) 150 V

Rated voltage (Use group D / CSA) 300 V

Rated current (Use group B / CSA) 15 A

Rated current (Use group D / CSA) 10 A

Reference to approval values

Specifications are maximum values, details - see approval certificate.

Rated data acc. to UL 1059

Institute (UR)



Certificate No. (UR)

E60693

Rated voltage (Use group B / UL 1059) 150 V

Rated voltage (Use group D / UL 1059) 300 V

Rated current (Use group B / UL 1059) 15 A

Rated current (Use group D / UL 1059) 10 A

Reference to approval values

Specifications are maximum values, details - see approval certificate.

Packing

| | | | |
|-----------|--------|------------|--------|
| Packaging | Box | VPE length | 151 mm |
| VPE width | 132 mm | VPE height | 35 mm |

Type tests

| | | |
|------------------------------|------------|--|
| Test: Durability of markings | Test | mark of origin, type identification, approval marking UL, approval marking CSA, durability |
| | Evaluation | available |

Classifications

| | | | |
|-------------|-------------|-------------|-------------|
| ETIM 6.0 | EC002643 | ETIM 7.0 | EC002643 |
| ETIM 8.0 | EC002643 | ETIM 9.0 | EC002643 |
| ECLASS 9.0 | 27-44-04-01 | ECLASS 9.1 | 27-44-04-01 |
| ECLASS 10.0 | 27-44-04-01 | ECLASS 11.0 | 27-46-01-01 |
| ECLASS 12.0 | 27-46-01-01 | ECLASS 13.0 | 27-46-01-01 |

Environmental Product Compliance

REACH SVHC

/

Important note

IPC conformity

Conformity: The products are developed, manufactured and delivered according international recognized standards and norms and comply with the assured properties in the data sheet resp. fulfill decorative properties in accordance with IPC-A-610 "Class 2". Further claims on the products can be evaluated on request.

Notes

- Long term storage of the product with average temperature of 50 °C and maximum humidity 70%, 36 months

PCF 5.00/10/180 3.5SN OR BX

Weidmüller Interface GmbH & Co. KG

Klingenbergstraße 26

D-32758 Detmold

Germany

www.weidmueller.com

Technical data

Approvals

Approvals



| | |
|-----------------------|------------|
| ROHS | Conform |
| UL File Number Search | UL Website |
| Certificate No. (UR) | E60693 |

Downloads

| | |
|---|--|
| Approval/Certificate/Document of Conformity | Declaration of the Manufacturer |
| Engineering Data | CAD data – STEP |
| Catalogues | Catalogues in PDF-format |
| Brochures | FL DRIVES EN FL ANALO.SIGN.CONV. EN MB DEVICE MANUF. EN FL DRIVES DE FL BUILDING SAFETY EN FL APPL LED LIGHTING EN FL INDUSTR.CONTROLS EN FL MACHINE SAFETY EN FL HEATING ELECTR EN FL APPL INVERTER EN FL BASE STATION EN FL ELEVATOR EN FL POWER SUPPLY EN FL 72H SAMPLE SER EN PO OMNIMATE EN |


PCF 5.00/10/180 3.5SN OR BX

Weidmüller Interface GmbH & Co. KG
Klingenbergstraße 26
D-32758 Detmold
Germany

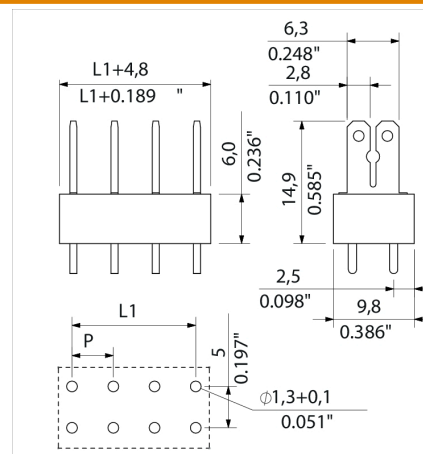
www.weidmueller.com

Drawings

Product image



Dimensional drawing



PCF 5.00/10/180 3.5SN OR BX**Weidmüller Interface GmbH & Co. KG**

Klingenbergstraße 26

D-32758 Detmold

Germany

www.weidmueller.com**Accessories****Cross-connections****Large potential for small terminals.**

For efficient electrical distribution directly at the connection:

- Isolated comb rail
- Available with the most standard pole numbers
- Easy to shorten

Simply reduce in size to match the number of poles and connect with the conductor in a single working procedure.

For retrofitting or deliberate reduction of the thermal load on the PCB.

General ordering data

| Type | PCF CROSSLINK 5MM PITCH | Version | Product data | Packaging |
|------------|----------------------------|---|--------------|-----------|
| Order No. | 6382680000 | Printed circuit board terminals, Accessories, Cross-connector, Number | | Box |
| GTIN (EAN) | 4008190549541 | of poles: 2 | | |
| Qty. | 1,000 pc(s). | | | |

Recommended wave soldering profiles

Weidmüller Interface GmbH & Co. KG
Klingenbergstraße 16
D-32758 Detmold
Germany
Fon: +49 5231 14-0
Fax: +49 5231 14-292083
www.weidmueller.com

Single Wave:



Double Wave:



Wave soldering profiles

Wired connection elements should be processed in accordance with the DIN EN 61760-1 standard. We have included two recommendations for practical wave soldering profiles, with which Weidmüller PCB terminals and connectors are qualified.

When choosing a suitable profile for your application, the following factors also need to be considered:

- PCB thickness
- Proportion of Cu in the layers
- Single/double-sided assembly
- Product range
- Heating and cooling rates

The single and double wave profiles each indicate the recommended operating range, including the maximum soldering temperature of 260 °C . In practice, the maximum soldering temperature is quite often well below the above maximum profile.

We reserve the right to make technical changes.