

ACT20-FEED-IN-PRO-S**Weidmüller Interface GmbH & Co. KG**

Klingenbergstraße 26

D-32758 Detmold

Germany

www.weidmueller.com**Product image**

Power supply adapter modules for separate supply and distribution of the supply voltage: for the ACT20 series/MICROSERIES signal converters.

The 22.5/6.1 mm wide power-feed modules are mounted directly adjacent to the analogue signal converters. Then the 24 VDC supply voltage is optionally bridged via the CH20M (ACT20-series) rail bus or simply bridged over using the pluggable ZQV 4N (MICROSERIES) cross-connectors.

The ACT20-Feed-In-PRO-S can also detect faults coming from any of the devices mounted on the CH20 bus mounting profile.

In the event of an error or fault, the integrated status relay sends a common alarm to the external controller. In addition, two power supply units (as primary and backup supply) can be connected to the ACT20 Feed-In PRO-S. Two feed-in modules mounted to the CH20 bus mounting profile guarantee a 100% redundant power supply.

Three LEDs are used to show the status of the power supply and error messages.

The ACT20M-Feed-In PRO can also be used in Ex zone2 / Division2 applications.

General ordering data

| | |
|------------|---|
| Version | Supply module, Distributes supply voltage to rail bus, Optional connection of backup supply |
| Order No. | 8965500000 |
| Type | ACT20-FEED-IN-PRO-S |
| GTIN (EAN) | 4032248785117 |
| Qty. | 1 pc(s). |

ACT20-FEED-IN-PRO-S**Weidmüller Interface GmbH & Co. KG**

Klingenbergstraße 26

D-32758 Detmold

Germany

www.weidmueller.com

Technical data**Dimensions and weights**

| | | | |
|------------|----------|-----------------|------------|
| Depth | 113.6 mm | Depth (inches) | 4.472 inch |
| Height | 117.2 mm | Height (inches) | 4.614 inch |
| Width | 22.5 mm | Width (inches) | 0.886 inch |
| Net weight | 173 g | | |

Temperatures

| | | | |
|---------------------|--|---------------------|--------------|
| Storage temperature | -20 °C...85 °C | Ambient temperature | -20...+60 °C |
| Humidity | 40 °C / 95 % rel. humidity, no condensation | | |

Probability of failure

| | |
|----------------------------------|------|
| SIL in compliance with IEC 61508 | None |
|----------------------------------|------|

Input

| | | | |
|------------------------|------------------|------------------------------------|----------------|
| Backup power supply | 21.6...26.4 V DC | Input current | max. 4 A |
| Input voltage | 21.6...26.4 V DC | Number of inputs | 2 |
| Supply voltage (input) | 21.6...26.4 V DC | Trigger level for the power supply | Fault <21 V DC |

Output

| | | | |
|-------------------------|---------|----------------------|--|
| Number of outputs | 1 | Output current | Equivalent to input current, max. 4 A |
| Output power | 96 W | Output voltage, note | Input voltage -0.5 V DC / 4 A |
| Supply voltage (output) | 24 V DC | | |

Output (digital)

| | | | |
|--------------------|---------------------|----------------------------|--|
| AC power, max. | 500 VA / 60 W | Alarm function | Device error, Failure of power supply, backup power supply |
| Continuous current | 2 A | Max. switching voltage, AC | 250 V |
| Type | Relay, 1 CO contact | | |

General data

| | | | |
|-------------------|------------------|-------------------|------------------|
| Configuration | none | Power consumption | <2 W |
| Protection degree | IP20 | Rail | TS 35, CH20M Bus |
| Voltage supply | 21.6...26.4 V DC | | |

Insulation coordination

| | |
|---------------|------------|
| EMC standards | EN 61326-1 |
|---------------|------------|

Connection data

| | | | |
|--|---------------------|--|---------------------|
| Type of connection | Screw connection | Tightening torque, min. | 0.4 Nm |
| Tightening torque, max. | 0.6 Nm | Clamping range, rated connection | 2.5 mm ² |
| Clamping range, min. | 0.5 mm ² | Clamping range, max. | 2.5 mm ² |
| Wire connection cross section AWG, min. | AWG 30 | Wire connection cross section AWG, max. | AWG 14 |

ACT20-FEED-IN-PRO-S

Weidmüller Interface GmbH & Co. KG

Klingenbergstraße 26

D-32758 Detmold

Germany

www.weidmueller.com

Technical data

Classifications

| | | | |
|-------------|-------------|-------------|-------------|
| ETIM 6.0 | EC001600 | ETIM 7.0 | EC001600 |
| ETIM 8.0 | EC001600 | ETIM 9.0 | EC001600 |
| ECLASS 9.0 | 27-24-26-10 | ECLASS 9.1 | 27-24-26-10 |
| ECLASS 10.0 | 27-24-26-10 | ECLASS 11.0 | 27-24-26-10 |
| ECLASS 12.0 | 27-24-26-10 | ECLASS 13.0 | 27-24-26-10 |

Environmental Product Compliance

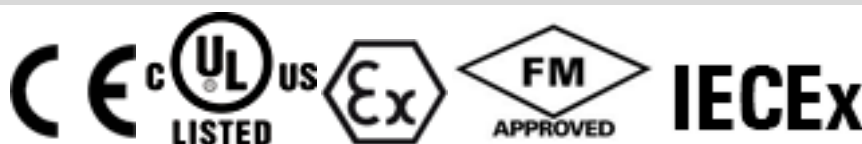
| | |
|--------------------------------------|--------------------------------------|
| REACH SVHC | Lead 7439-92-1 |
| SCIP | 2f6dd957-421a-46db-a0c2-cf1609156924 |
| RoHS Compliance Status | Compliant with exemption |
| RoHS Exemption (if applicable/known) | 7a, 7cl |

Important note

| | |
|---------------------|---|
| Product information | <p>The power-feed unit ACT20-FEED-IN-PRO-S distributes the supply voltage for the ACT20 range of devices to the Weidmüller CH20M DIN rail bus. The device also has a connection for a backup power supply. Installation is basically on the Weidmüller CH20M DIN rail bus.</p> <p>Properties</p> <ul style="list-style-type: none"> • The power-feed unit ACT20-FEED-IN-PRO-S detects errors on each of the devices mounted on the Weidmüller CH20M DIN rail and sends a collective message to an external controller via the internal status relay. • Two power supplies for the primary and secondary supply (backup) can be optionally connected. • A redundant power supply can be set up using two power-feed units and two separate power supplies. • The status relay is activated when the following conditions are met: ◇ The supply voltage is on the connection terminals 51 and 52 ◇ The backup supply voltage is on the terminals 53 and 54. If the backup power supply is not required, the supplied jumper needs to be inserted between terminals 52 and 53. ◇ The devices mounted on the Weidmüller DIN rail do not report any errors • The device can be used in safe (non-explosive risk) areas or in Zone 2 / Division 2. • The operating status of the power supply and the backup power supply is indicated with two green LEDs. • A malfunction is indicated with a red LED. |
|---------------------|---|

Approvals

Approvals



| | |
|-------------------------|------------|
| ROHS | Conform |
| UL File Number Search | UL Website |
| Certificate no. (cULus) | E337701 |

Downloads

| | |
|---|---|
| Approval/Certificate/Document of Conformity | Application notes – Certification ATEX Library and function block – Certification IECEx Application notes – Certification UL Application notes – Declaration of Conformity |
| Engineering Data | CAD data – STEP |
| User Documentation | Device description – Instruction sheet |
| Catalogues | Catalogues in PDF-format |
| Brochures | |

ACT20-FEED-IN-PRO-S

Weidmüller Interface GmbH & Co. KG
Klingenbergstraße 26
D-32758 Detmold
Germany

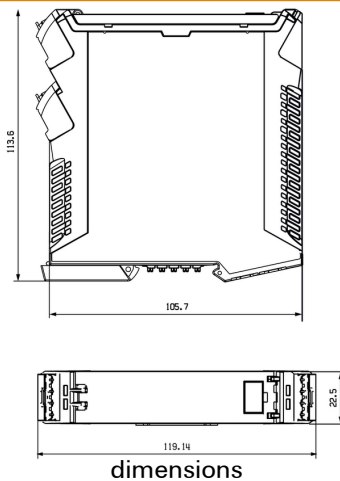
www.weidmueller.com

Drawings



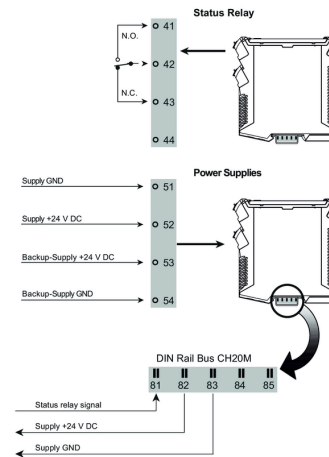


application example

Dimensioned drawing



Connection diagram



ACT20-FEED-IN-PRO-S**Weidmüller Interface GmbH & Co. KG**

Klingenbergstraße 26

D-32758 Detmold

Germany

www.weidmueller.com**Accessories****Blank**

ESG is the tried-and-tested marker in MultiCard format for use on many well-known electrical devices. The result is high-quality device marking with a high-contrast appearance.

Various types are available for devices from manufacturers like Siemens, ABB, Beckhoff etc.

Advantages at a glance:

- Tags for universal usage, self-adhesive or clip-on tags, depending on type
- For aligned equipment, e.g. circuit breakers, we supply ESG markers for clipping onto tag rails
- Individual laser-quality printing according to specifications

For custom printing: Please send us a file of our labeling software M-Print PRO or M-Print PRO Online (without installation) for your labeling specifications.

General ordering data

| | | |
|------------|----------------------------|---|
| Type | ESG 8/13.5/43.3 SAI AU | Version |
| Order No. | 1912130000 | ESG, Device markers x 13.5 mm, PA 66, Colour: Transparent |
| GTIN (EAN) | 4032248541164 | |
| Qty. | 5 pc(s). | |

ACT20-FEED-IN-PRO-S**Weidmüller Interface GmbH & Co. KG**

Klingenbergstraße 26

D-32758 Detmold

Germany

www.weidmueller.com**Accessories****Blank**

ESG is the tried-and-tested marker in MultiCard format for use on many well-known electrical devices. The result is high-quality device marking with a high-contrast appearance.

Various types are available for devices from manufacturers like Siemens, ABB, Beckhoff etc.

Advantages at a glance:

- Tags for universal usage, self-adhesive or clip-on tags, depending on type
- For aligned equipment, e.g. circuit breakers, we supply ESG markers for clipping onto tag rails
- Individual laser-quality printing according to specifications

For custom printing: Please send us a file of our labeling software M-Print PRO or M-Print PRO Online (without installation) for your labeling specifications.

General ordering data

| | | |
|------------|----------------------------|---|
| Type | ESG 6.6/20 BHZ 5.00/04 | Version |
| Order No. | 1082540000 | ESG, Device markers x 20 mm, PA 66, Colour: white |
| GTIN (EAN) | 4032248845439 | |
| Qty. | 200 pc(s). | |

ACT20-FEED-IN-PRO-S

Weidmüller Interface GmbH & Co. KG
Klingenbergstraße 26
D-32758 Detmold
Germany

www.weidmueller.com

Accessories

CH20M BUS SET - Kit

**The integrated rail bus for the modular electronics housing system**

When supplying, connecting or distributing within modular applications, the rail bus can replace the tedious individual wiring process with a flexible and uninterrupted system-wide solution.

The system bus is securely integrated within the 35-mm standard mounting rail. The SMD-bus contact block can be reflow-soldered so that it can be completely automatically processed during the component assembly. The resistant, gold-plated contact surfaces ensure a permanent and reliable contact for all housing widths.

- **Unlimited scalability** The integrated connection solution covers all system widths: from the 6-mm slice to the 67-mm large-area housing.
- **Easy to service during installation** It's easy to replace a module, even in existing modules groups – without any influence on the neighbouring modules.
- **Universal integration** The uninterrupted system bus is securely integrated within the 35-mm standard mounting rail.
- **Maximum availability** Five fully-galvanized and partially gold-plated twin-arched contacts are used to establish a permanent contact to the rail bus. THR solder flanges ensure that the connection to the circuit board is stable.

General ordering data

| Type | SET CH20M BUS 250MM TS ... | Version |
|------------|----------------------------|--|
| Order No. | 1335150000 | OMNIMATE Housing - series CH20M, Length: 250 mm, Width: 25.1 |
| GTIN (EAN) | 4050118138382 | mm |
| Qty. | 1 pc(s). | |

| Type | SET CH20M BUS 250MM TS ... | Version |
|------------|----------------------------|--|
| Order No. | 1335140000 | OMNIMATE Housing - series CH20M, Length: 250 mm, Width: 25.1 |
| GTIN (EAN) | 4050118138375 | mm |
| Qty. | 1 pc(s). | |