

**VSPC 2SL 24VAC R****Weidmüller Interface GmbH & Co. KG**

Klingenbergstraße 26

D-32758 Detmold

Germany

www.weidmueller.com



Binary signal (SL – Symmetrical Load) protection includes the following signals:

- Switching signals with and without a common reference potential e.g. 5 V – 24V – 60 V
- Two-conductor systems usually involve a common reference potential of binary sensors, actuators and indicators such as limit switches, buttons, position sensors, photoelectric barriers, contactors, solenoid valves, indicator lamps, etc.
- Pluggable arrester, for interruption-free and impedance-neutral plug-in and pull-out
- Can be tested with the V-TEST testing device
- Version with floating-earth PE connection used to avoid interference currents resulting from differences in potential
- For use in compliance with the IEC 62305 and IEC 61643-22 installation standards (D1, C1, C2 and C3)
- Integrated PE foot safely discharges up to 20 kA (8/20 µs) and 2.5 kA (10/350 µs) to the PE
- Colour coding of the voltage levels for fast identification on the panel
- Safety function through coding elements for different voltage levels

**General ordering data**

Version	Surge protection for instrumentation and control, with warning function / function indicator, U <sub>P</sub> (L/N-PE) 250 V
Order No.	<a href="#">8951640000</a>
Type	VSPC 2SL 24VAC R
GTIN (EAN)	4032248742882
Qty.	1 pc(s).

## VSPC 2SL 24VAC R

Weidmüller Interface GmbH &amp; Co. KG

Klingenbergstraße 26

D-32758 Detmold

Germany

www.weidmueller.com

## Technical data

## Dimensions and weights

Depth	69 mm	Depth (inches)	2.717 inch
Height	98 mm	Height (inches)	3.858 inch
Width	17.8 mm	Width (inches)	0.701 inch
Net weight	45 g		

## Temperatures

Storage temperature	-40 °C...80 °C	Operating temperature	-40 °C...70
Humidity	5...96 %		

## Probability of failure

SIL in compliance with IEC 61508	2	MTTF	2,665 a
SFF	86.02 %	λges	43
PFH in 1*10 <sup>-9</sup> per hour	10.7		

## Rated data UL

Certificate No. (UL)	E311081	UL certificate	UL 497b Certificate
----------------------	---------	----------------	---------------------

## CSA protection data

Gas group C	IIB	Gas group D	IIA
Gas groups A, B	IIC	Input voltage, max. U <sub>i</sub>	39 V
Internal capacity, max. C <sub>i</sub>	2 nF	Internal inductance, max. L <sub>i</sub>	0 μH

## General data

Colour	orange	Design	Terminal, miscellaneous
Optical function display	green = OK; red = arrester is defective - replace	Protection degree	IP20
Segment	Measurement - Monitoring - Setting	UL 94 flammability rating	V-0
Version	with warning function / function indicator	protected binary signals	2

## Insulation coordination acc. to EN 50178

Pollution severity	2	Surge voltage category	III
--------------------	---	------------------------	-----

## VSPC 2SL 24VAC R

Weidmüller Interface GmbH &amp; Co. KG

Klingenbergstraße 26

D-32758 Detmold

Germany

www.weidmueller.com

## Technical data

## Rated data IEC / EN

Discharge current  $I_{\max}$  (8/20 $\mu$ s) GND-PE 10 kADischarge current  $I_{\max}$  (8/20 $\mu$ s) wire-wire 10 kADischarge current  $I_n$  (8/20 $\mu$ s) wire-PE 2.5 kA

Fuse 0.5 A

Lightning test current,  $I_{\text{imp}}$  (10/350  $\mu$ s) Wire-PE 2.5 kAMax. continuous voltage,  $U_c$  (AC) 28 V

Number of poles 1

Protection level  $U_p$  (typ.) 250 VProtection level on output side Wire-wire 1 kV/ $\mu$ s, typically 110 VProtection level,  $U_p$  GND - PE 450 VPulse-reset capacity  $\leq$  60 ms

Rated voltage (AC) 24 V

Requirements category acc. to IEC 61643-21 C1, C2, C3, D1

Signalling contact  $U_N$  250 V AC 0.1 A 1CO at VSPC R with VSPC control unitSurge current-carrying capacity C1  $< 1$  kA 8/20  $\mu$ sSurge current-carrying capacity C3 100 A 10/1000  $\mu$ s

Voltage type AC

Discharge current  $I_{\max}$  (8/20 $\mu$ s) wire-PE 10 kADischarge current  $I_n$  (8/20 $\mu$ s) GND-PE 2.5 kADischarge current  $I_n$  (8/20 $\mu$ s) wire-wire 2.5 kALightning test current,  $I_{\text{imp}}$  (10/350  $\mu$ s) GND-PE 2.5 kALightning test current,  $I_{\text{imp}}$  (10/350  $\mu$ s) wire-wire 2.5 kAMax. continuous voltage,  $U_c$  (DC) 40 V

Overload - failure mode Modus 2

Protection level on output side Wire-PE 1 kV/ $\mu$ s, typically 60 VProtection level on output side Wire-wire 8/20  $\mu$ s, typically 80 VProtection level,  $U_p$  wire - PE 40 VRated current  $I_N$  300 mA

Rated voltage (DC) 34 V

Signal transmission properties (-3 dB) 5.5 MHz

Standards

IEC 61643-21

Surge current-carrying capacity C2 5 kA 8/20  $\mu$ sSurge current-carrying capacity D1 2.5 kA 10/350  $\mu$ sVolume resistance 4.7  $\Omega$ 

## Further details of approvals

GOST certificate GOST-Zertifikat

## Connection data

Type of connection Pluggable in VSPC BASE

## Ratings IECEx/ATEX/cUL

cUL certificate cUL Certificate

## Classifications

ETIM 6.0 EC000943

ETIM 8.0 EC000943

ECLASS 9.0 27-13-08-07

ECLASS 10.0 27-13-08-07

ECLASS 12.0 27-17-90-90

ECLASS 14.0 27-17-90-90

ETIM 7.0 EC000943

ETIM 9.0 EC000943

ECLASS 9.1 27-13-08-07

ECLASS 11.0 27-13-08-07

ECLASS 13.0 27-17-90-90

## VSPC 2SL 24VAC R

Weidmüller Interface GmbH &amp; Co. KG

Klingenbergstraße 26

D-32758 Detmold

Germany

www.weidmueller.com

## Technical data

## Tender specification sheets

## Long specification

Surge protection plug for use in connection with the base element VSPC BASE 2SL R for two wires with a common ground and with integrated status display and remote monitoring option. Two-stage protection circuit in the plug consisting of coarse protection, decoupling resistors and fine protection between the signal wires and the signal ground/ground/earth. Mechanical identification of the plug to the base element according to the switching type and rated voltage. Protected plug with coding pin and counter-profile for the base element. Optical identification of the protected plug based on the type of protected switching and the voltage level. It is possible to mark the plug.

## Short specification

Surge protection plug for base element VSPC BASE 2SL R, with integrated status display and remote monitoring option. Coarse and fine common mode voltage protection for two wires with a common ground. Version: 24 V AC

## Environmental Product Compliance

REACH SVHC	Lead 7439-92-1
SCIP	71e97bb7-979f-4330-94c0-20c629bb05e3
RoHS Compliance Status	Compliant with exemption
RoHS Exemption (if applicable/known)	7a, 7cl

## Important note

## Product information

Mode 2: State where the voltage-limiting part of the SPD was short-circuited due to a very low impedance within the SPD. The line is inoperable, but the measuring equipment is still protected by means of a short-circuit.

## Approvals

## Approvals



ROHS	Conform
UL File Number Search	UL Website
Certificate No. (UL)	E311081

## Downloads

Approval/Certificate/Document of Conformity	<a href="#">SIL Paper</a> <a href="#">EU Konformitätserklärung / EU Declaration of Conformity</a>
Engineering Data	<a href="#">CAD data – STEP</a>
User Documentation	<a href="#">Beipackzettel / Instruction sheet</a>
Catalogues	<a href="#">Catalogues in PDF-format</a>
Brochures	

Creation date August 29, 2024 11:02:23 PM CEST

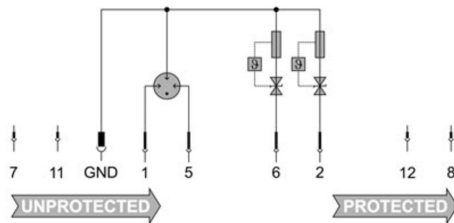
Catalogue status 17.08.2024 / We reserve the right to make technical changes.

**VSPC 2SL 24VAC R**
**Weidmüller Interface GmbH & Co. KG**

Klingenbergstraße 26

D-32758 Detmold

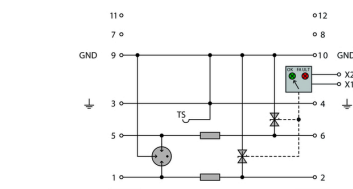
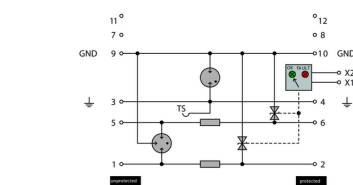
Germany

[www.weidmueller.com](http://www.weidmueller.com)
**Drawings**
**Electric symbol**


Circuit diagram

Cate- gory	Testing pulse	Surge voltage	Surge current	Pulse Type
C1	Quick- rising edge	0.5 - 2 kV with 1.2/50 µs	0.25 - 1 kA mit 8/20 µs	300 Surge voltage arrester
C2	Quick- rising edge	2 - 10 kV with 1.2/50 µs	1 - 5 kA mit 8/20 µs	10 Surge voltage arrester
C3	Quick- rising edge	≥ 1 kV with 1 kV/µs	10 - 100 A mit 10/10000 µs	300 Surge voltage arrester
D1	High power	≥ 1 kV	0.5 - 2.5 kA mit 10/350 µs	2 Arrester for lightning current and surge voltages

Discharge capacity


 Complete module direct grounding, with remote signalling  
 Kompletmodul direkte Erdung, mit Fernmeldung

 Complete module indirect grounding, with remote signalling  
 Kompletmodul indirekte Erdung, mit Fernmeldung

Kompletmodul

## VSPC 2SL 24VAC R

**Weidmüller Interface GmbH & Co. KG**

Klingenbergstraße 26

D-32758 Detmold

Germany

[www.weidmueller.com](http://www.weidmueller.com)

## Accessories

### Direct earthing



Base element for the pluggable VSPC arrester, integrated PE foot in impedance-neutral VSPC BASE. Can safely discharge up to 20 kA (8/20  $\mu$ s) and 2.5 kA (10/350  $\mu$ s) to the PE.

### General ordering data

Type	VSPC BASE 2SL R	Version
Order No.	<a href="#">8951770000</a>	Surge protection, Flange-mounted housing, Flange-mounted housing
GTIN (EAN)	4032248743018	
Qty.	1 pc(s).	

### V-TEST testing device for VSPC



#### V-TEST

- Testing device for checking the protective function of the pluggable overvoltage protection PU I, PU II and VSPC series
- Device for implementing the IEC 62305 standard (regarding periodic testing)
- Easy-to-use device with integrated battery set for on-site measurements
- LCD results display
- Menu in two languages
- Including a protective bag and power supply
- User friendly navigation in German and English

The V-TEST is a compact, portable test instrument for the plug-in surge protectors VARITECTOR (VSPC) and the surge protectors for the power supply line PU I and PU II. Using this instrument Weidmüller overvoltage protectors can be tested for their protective function in line with the testing schedules laid down in IEC 62305-3 (DIN VDE 0185 part 3). In a display with background illumination, the test result is indicated with "OK" or "Not OK".

### General ordering data

Type	V-TEST	Version
Order No.	<a href="#">8951860000</a>	Lightning and surge protection, Testing device
GTIN (EAN)	4032248743100	
Qty.	1 pc(s).	

**VSPC 2SL 24VAC R****Weidmüller Interface GmbH & Co. KG**

Klingenbergstraße 26

D-32758 Detmold

Germany

[www.weidmueller.com](http://www.weidmueller.com)**Accessories****Supply and alert unit for VSPC R arresters**

- Signalling module for all VSPCs with status indicator
- Signalling of cable breaks / signal interruptions
- Power supply of 20 to 31 V DC
- No-voltage changeover contact
- Function display with red/green LED
- Functional alerts with different signal types.

**General ordering data**

Type	VSPC CONTROL UNIT 24VDC	Version
Order No.	<a href="#">8972270000</a>	Surge protection for instrumentation and control, with warning
GTIN (EAN)	4032248793488	function / function indicator
Qty.	1 pc(s).	

**Retaining clip**

The interlock mechanism on the VSPC Series pluggable arrester delivers extra reliability and an improved permanent contact under strong vibrating conditions.

**General ordering data**

Type	VSPC LOCKING CLIP	Version
Order No.	<a href="#">1317340000</a>	Fastening element, Latches
GTIN (EAN)	4050118121179	
Qty.	100 pc(s).	

**VSPC 2SL 24VAC R****Weidmüller Interface GmbH & Co. KG**

Klingenbergstraße 26

D-32758 Detmold

Germany

[www.weidmueller.com](http://www.weidmueller.com)**Accessories****Plus**

The Dekafix (DEK) marker is the universal marker for all conductor and plug-in connectors as well as for electronic sub-assemblies. The system is ideal for short number sequences and covers a wide range of ready-printed markers.

Strips for fast installation in only one work step. The printing is easy to read, rich in contrast and available in various widths.

- Large range of ready-to-use markers
- Strips for fast installation
- Terminal markers, suitable for all Weidmüller cable connectors
- Available as blank MultiCard or with standard printing

**For custom printing:** Please send us a file of our labeling software M-Print PRO or M-Print PRO Online (without installation) for your labeling specifications.

**General ordering data**

Type	DEK 5/5 PLUS MC NE WS	Version
Order No.	<a href="#">1854490000</a>	Dekafix, Terminal marker, 5 x 5 mm, Pitch in mm (P): 5.00
GTIN (EAN)	4032248393596	Weidmueller, white
Qty.	1,000 pc(s).	