

RCM570524**Weidmüller Interface GmbH & Co. KG**

Klingenbergstraße 26

D-32758 Detmold

Germany

www.weidmueller.com**Product image**

Similar to illustration

Individual relays within the RIDERSERIES RCM

- 4 CO contacts
- Optional AC or DC coils
- With test button

General ordering data

Version	RIDERSERIES RCM, Relay, Number of contacts: 4, CO contact AgNi, Rated control voltage: 24 V AC, Continuous current: 6 A, Plug-in connection, Test button available: Yes
Order No.	8690110000
Type	RCM570524
GTIN (EAN)	4032248360772
Qty.	10 pc(s).

RCM570524

Weidmüller Interface GmbH & Co. KG

Klingenbergstraße 26

D-32758 Detmold

Germany

www.weidmueller.com

Technical data

Dimensions and weights

Depth	29 mm	Depth (inches)	1.142 inch
Height	28 mm	Height (inches)	1.102 inch
Width	22.5 mm	Width (inches)	0.886 inch
Net weight	28.75 g		

Temperatures

Storage temperature	-40 °C...85 °C	Operating temperature	-40 °C...70 °C
Humidity	40 °C / 93 % rel. humidity, no condensation		

Rated data UL

Certificate No. (cURus)	E522350
-------------------------	---------

Control side

Rated control voltage	24 V AC	Rated current AC	41.7 mA
Power rating	1000 mVA	Coil resistance	192 Ω ± 10 %
Coil tolerance	10 %	Status indicator	No

Load side

Rated switching voltage	240 V AC	Continuous current	6 A
Max. switching frequency at rated load	0.1 Hz	Max. switching voltage, AC	250 V
Inrush current	12 A / 20 ms	AC switching capacity (resistive), max.	1500 VA
DC switching capacity (resistive), max.	144 W @ 24 V	Switch-on delay	≤ 15 ms
Switch-off delay	≤ 10 ms	Contact type	4 CO contact (AgNi)
Mechanical service life	AC coil 20 x 10 ⁶ switching cycles, DC coil 30 x 10 ⁶ switching cycles	Min. switching power	1 mA @ 24 V, 10 mA @ 12 V, 100 mA @ 5 V

General data

Test button available	Yes	Version of test button	Lockable test button, Mo- mentary test button
Mechanical switch position indicator	Yes	Colour	Transparent
UL 94 flammability rating	V-2		

Insulation coordination

Rated voltage	250 V	Pollution severity	2
Surge voltage category	III	Insulating material group	IIIa
Clearance and creepage distances for control side - load side	≥ 4 mm	Dielectric strength for control side - load side	2.5 kV _{eff} / 1 Min.
Dielectric strength of neighbouring con- tacts	2 kV _{eff} / 1 min	Dielectric strength of open contact	1.2 kV _{eff} / 1 min.
Impulse withstand voltage	5 kV (1.2/50 μs)	Protection degree	IP20

Further details of approvals / standards

Certificate No. (CSA)	249409-2426937	Certificate No. (VDE)	40011762
Certificate No. (cURus)	E522350		

RCM570524

Weidmüller Interface GmbH & Co. KG

Klingenbergstraße 26

D-32758 Detmold

Germany

www.weidmueller.com

Technical data

Connection data

Wire connection method	Plug-in connection
------------------------	--------------------

Classifications

ETIM 6.0	EC001437	ETIM 7.0	EC001437
ETIM 8.0	EC001437	ETIM 9.0	EC001437
ECLASS 9.0	27-37-16-01	ECLASS 9.1	27-37-16-01
ECLASS 10.0	27-37-16-01	ECLASS 11.0	27-37-16-01
ECLASS 12.0	27-37-16-01	ECLASS 13.0	27-37-16-01

Environmental Product Compliance

REACH SVHC

/

Approvals

Approvals



ROHS	Conform
UL File Number Search	UL Website
Certificate No. (cURus)	E522350

Downloads

Approval/Certificate/Document of Conformity	EU Konformitätserklärung / EU Declaration of Conformity
Engineering Data	CAD data – STEP
Catalogues	Catalogues in PDF-format
Brochures	

RCM570524

Weidmüller Interface GmbH & Co. KG

Klingenbergstraße 26

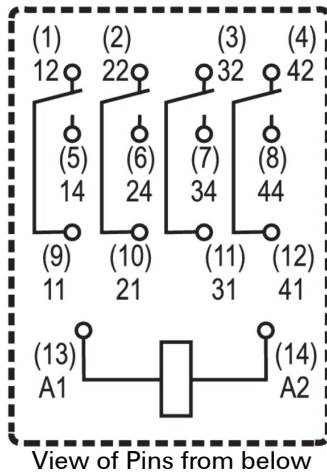
D-32758 Detmold

Germany

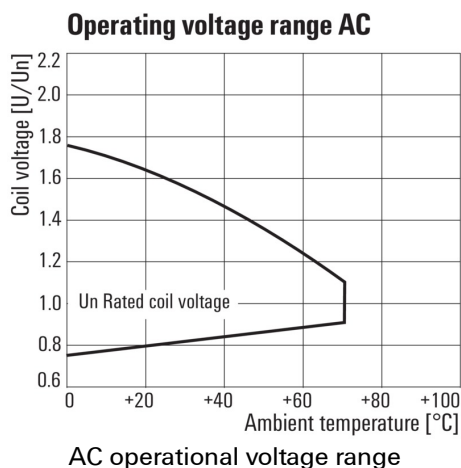
www.weidmueller.com

Drawings

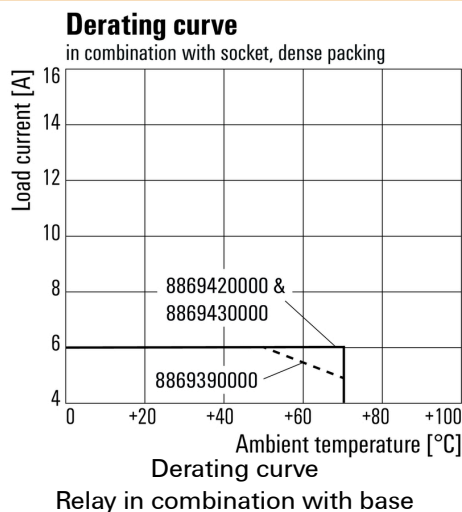
Wiring diagram



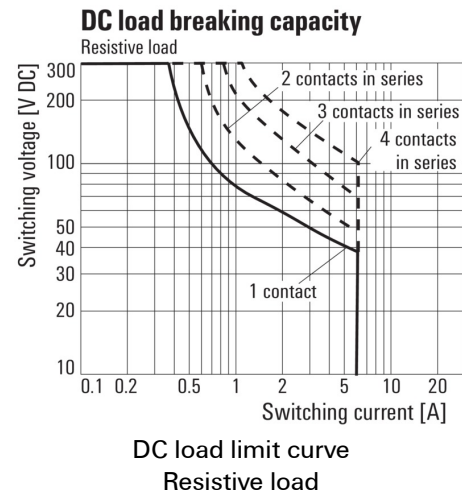
Graph



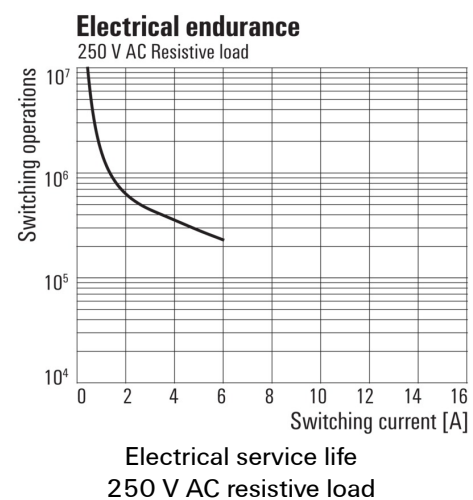
Graph



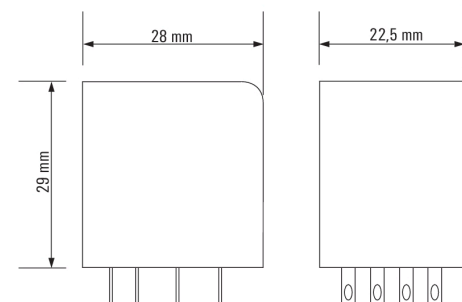
Graph



Graph



Dimensional drawing



RCM570524

Weidmüller Interface GmbH & Co. KG

Klingenbergstraße 26

D-32758 Detmold

Germany

www.weidmueller.com

Accessories

Blank



ESG is the tried-and-tested marker in MultiCard format for use on many well-known electrical devices. The result is high-quality device marking with a high-contrast appearance.

Various types are available for devices from manufacturers like Siemens, ABB, Beckhoff etc.

Advantages at a glance:

- Tags for universal usage, self-adhesive or clip-on tags, depending on type
- For aligned equipment, e.g. circuit breakers, we supply ESG markers for clipping onto tag rails
- Individual laser-quality printing according to specifications

For custom printing: Please send us a file of our labeling software M-Print PRO or M-Print PRO Online (without installation) for your labeling specifications.

General ordering data

Type	ESG 9/26 SCM-I MC NE WS	Version
Order No.	2558330000	ESG, Device markers x 26 mm, PA 66, Colour: white
GTIN (EAN)	4050118569049	
Qty.	80 pc(s).	

ESG 6/15

**Guaranteed long service life: ESG**

The multi-colour and multi-format labels have a strong adhesive layer to ensure the best possible adhesion to the underlying surface. Double laminated polyester makes the basic material very thin and yet extremely tear-resistant.

Your benefits with MultiMark

- "Different materials for various requirements"
- Can be used with equipment from many manufacturers
- Device markers with a familiar design

General ordering data

Type	ESG 6/15 MM WS	Version
Order No.	2619940000	ESG, Device markers, 6 x 15 mm, white
GTIN (EAN)	4050118626148	
Qty.	3,000 pc(s).	

RCM570524**Weidmüller Interface GmbH & Co. KG**

Klingenbergstraße 26

D-32758 Detmold

Germany

www.weidmueller.com**Accessories****Protective varistor**

Pluggable protective modules for the RIDERSERIES RCI / RCM relay sockets, with optional protective functions.

- With protective varistor
- For UC supply voltage

General ordering data

Type	RIM-I 4 24VUC VAR	Version
Order No.	8869710000	RIDERSERIES, Protective varistor, Rated control voltage: 24 V UC, Plug-
GTIN (EAN)	4032248606344	in connection
Qty.	10 pc(s).	

Cross-connection for socket with PUSH IN connection

Cross-connection for the sockets in the RIDERSERIES RCM

General ordering data

Type	SCM-I QV P	Version
Order No.	8870850000	RIDERSERIES RCM, Cross-connector
GTIN (EAN)	4032248631698	
Qty.	10 pc(s).	

RCM570524**Weidmüller Interface GmbH & Co. KG**

Klingenbergstraße 26

D-32758 Detmold

Germany

www.weidmueller.com**Accessories****Cross-connection for socket with screw connection**

Cross-connection for the sockets in the D-SERIES DRM.

**General ordering data**

Type	SCM-I QV S	Version
Order No.	1132080000	RIDERSERIES RCM, Cross-connector
GTIN (EAN)	4032248912193	
Qty.	10 pc(s).	

ESG 6/17**Guaranteed long service life: ESG**

The multi-colour and multi-format labels have a strong adhesive layer to ensure the best possible adhesion to the underlying surface. Double laminated polyester makes the basic material very thin and yet extremely tear-resistant.

Your benefits with MultiMark

- "Different materials for various requirements"
- Can be used with equipment from many manufacturers
- Device markers with a familiar design

General ordering data

Type	ESG 6/17 MM WS	Version
Order No.	2005100000	ESG, Device markers, 6 x 17 mm, white
GTIN (EAN)	4050118390728	
Qty.	3,000 pc(s).	

RCM570524

Weidmüller Interface GmbH & Co. KG

Klingenbergstraße 26


D-32758 Detmold

Germany

www.weidmueller.com

Accessories

LED



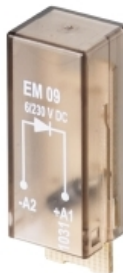
Pluggable protective modules for the RIDERSERIES RCI / RCM relay sockets, with optional protective functions.

- Optional with green or red LED
- For UC supply voltage

General ordering data

Type	RIM-I 3 24/60VUC GN	Version
Order No.	8869620000	RIDERSERIES, LED module, Rated control voltage: 24...60 V UC, Plug-
GTIN (EAN)	4032248614561	in connection
Qty.	10 pc(s).	
Type	RIM-I 3 6/24VUC GN	Version
Order No.	8869640000	RIDERSERIES, LED module, Rated control voltage: 6...24 V UC, Plug-in
GTIN (EAN)	4032248614585	connection
Qty.	10 pc(s).	
Type	RIM-I 3 24/60VUC	Version
Order No.	8869610000	RIDERSERIES, LED module, Rated control voltage: 24...60 V UC, Plug-
GTIN (EAN)	4032248614554	in connection
Qty.	10 pc(s).	
Type	RIM-I 3 6/24VUC	Version
Order No.	8869630000	RIDERSERIES, LED module, Rated control voltage: 6...24 V UC, Plug-in
GTIN (EAN)	4032248614578	connection
Qty.	10 pc(s).	

Protection module



Pluggable protective modules for the RIDERSERIES RCI / RCM relay sockets, with optional protective functions.

- Optional with free-wheeling diode, protective varistor, load resistor or RC filter

General ordering data

Type	RIM-I 1 6/230V	Version
Order No.	8869580000	RIDERSERIES, Free-wheeling diode, Rated control voltage: 6...230 V
GTIN (EAN)	4032248614523	DC, Plug-in connection
Qty.	10 pc(s).	
Type	RIM-I 3 6/60VAC RC	Version
Order No.	8869770000	RIDERSERIES, RC filter, Rated control voltage: 6...60 V UC, Plug-in
GTIN (EAN)	4032248606320	connection
Qty.	10 pc(s).	

RCM570524

Weidmüller Interface GmbH & Co. KG

Klingenbergstraße 26

D-32758 Detmold

Germany

www.weidmueller.com

Accessories

Retaining clips



Retaining clip for RIDERSERIES RCM relays

- Metal and plastic retaining clip

General ordering data

Type	SCM-I CLIP M	Version
Order No.	8869450000	RIDERSERIES RCM, Retaining clip
GTIN (EAN)	4032248614301	
Qty.	10 pc(s).	
Type	SCM-I CLIP N	Version
Order No.	8875620000	RIDERSERIES RCM, Retaining clip
GTIN (EAN)	4032248608577	
Qty.	10 pc(s).	
Type	SCM-I CLIP P	Version
Order No.	8869440000	RIDERSERIES RCM, Retaining clip
GTIN (EAN)	4032248614295	
Qty.	10 pc(s).	

Sockets



relays sockets for RIDERSERIES RCM relays

- 2, 3 and 4 CO contacts
- Screw and PUSH IN connection
- Standard and low heights

General ordering data

Type	SCM-I 4CO N	Version
Order No.	8869390000	RIDERSERIES RCM, Relay socket, Number of contacts: 4, CO contact,
GTIN (EAN)	4032248614257	Continuous current: 6 A, Screw connection
Qty.	10 pc(s).	
Type	SCM-I 4CO	Version
Order No.	8869420000	RIDERSERIES RCM, Relay socket, Number of contacts: 4, CO contact,
GTIN (EAN)	4032248614271	Continuous current: 6 A, Screw connection
Qty.	10 pc(s).	
Type	SCM-I 4CO P	Version
Order No.	8869430000	RIDERSERIES RCM, Relay socket, Number of contacts: 4, CO contact,
GTIN (EAN)	4032248614288	Continuous current: 6 A, PUSH IN
Qty.	10 pc(s).	

RCM570524**Weidmüller Interface GmbH & Co. KG**

Klingenbergstraße 26

D-32758 Detmold

Germany

www.weidmueller.com**Drawings****Miscellaneous**

		<div>RCM<div></div><div></div><div></div><div></div><div></div></div>					with with LED	
Type							Coil voltage	LED + diode
RIDER Control Multiple							006 6 V DC	L06
Type of contact							012 12 V DC	L12 AB2
	2 2CO						024 24 V DC	L24 AC4
	3 3CO						048 48 V DC	L48 AE8
	5 4CO						060 60 V DC	L60
Contact material							110 110 V DC	M10 BB0
							220 220 V DC	N20
							506 6 V AC	R06
							512 12 V AC	R12
7 AgNi 90/10 with test button							524 24 V AC	R24
8 AgNi 90/10 hgp, with test button							548 48 V AC	R48
							615 115 V AC	S15
							730 230 V AC	T30
							Type of construction	
							0	Standard, 2,8mm Faston

Type codes