


MCZ CCC 0-20MA/0-20MA**Weidmüller Interface GmbH & Co. KG**

Klingenbergstraße 26

D-32758 Detmold

Germany

www.weidmueller.com**Product image****MCZ: The smallest solution**

- The smallest analogue signal converter in terminal block format on the market
- Space-saving conversion of analogue signals in the control cabinet thanks to the slim, 6 mm wide module width
- Simple wiring with plug-in cross-connectors

General ordering data

Version	Passive isolator, Input : 0-20 mA, (loop powered), Output : 0-20 mA
Order No.	8411190000
Type	MCZ CCC 0-20MA/0-20MA
GTIN (EAN)	4008190992736
Qty.	10 pc(s).

MCZ CCC 0-20MA/0-20MA

Weidmüller Interface GmbH & Co. KG

Klingenbergstraße 26

D-32758 Detmold

Germany

www.weidmueller.com

Technical data

Dimensions and weights

Depth	63.2 mm	Depth (inches)	2.488 inch
Width	6 mm	Width (inches)	0.236 inch
Length	91 mm	Length (inches)	3.583 inch
Net weight	44.3 g		

Temperatures

Storage temperature	-40 °C...85 °C	Operating temperature	-25 °C...60 °C
---------------------	----------------	-----------------------	----------------

Probability of failure

SIL in compliance with IEC 61508	None
----------------------------------	------

Input

Input current	0(4)...20 mA current loop	Number of inputs	1
Pick-up current	<100 µA	Voltage drop	2.5...3 V at 20 mA

Output

Cut-off frequency (-3 dB)	100 Hz	Load impedance current	≤ 500 Ω
Number of outputs	1	Output current	0...20 mA

General data

Accuracy	<0.1 % of end value	Configuration	none
Galvanic isolation	between input/output	Long-term drift	0
Rail		Temperature coefficient	≤ 50 ppm/K of measured value at 0 Ω load resistance
	TS 35		
Voltage supply	via the input measuring circuit		

Insulation coordination

EMC standards	EN 61000-6	Galvanic isolation	between input/output
Pollution severity	2	Rated voltage	100 V
Surge voltage category	I	Test voltage	0.3 kV

Connection data

Type of connection	Tension-clamp connection	Clamping range, rated connection	1.5 mm ²
Clamping range, min.	0.5 mm ²	Clamping range, max.	1.5 mm ²
Wire connection cross section AWG, min.	AWG 26	Wire connection cross section AWG, max.	AWG 16
Wire cross-section, solid, min.	0.5 mm ²	Wire cross-section, solid, max.	1.5 mm ²
Wire cross-section, solid, min. (AWG)	AWG 26	Wire cross-section, solid, max. (AWG)	AWG 16
Wire connection cross section, finely stranded, min.	0.5 mm ²	Wire connection cross section, finely stranded, max.	1.5 mm ²
Wire cross-section, finely stranded, min. (AWG)	AWG 26	Wire cross-section, finely stranded, max. (AWG)	AWG 16
Wire connection cross-section, finely stranded with wire-end ferrules DIN 46228/4, min.	0.5 mm ²	Wire connection cross-section, finely stranded with wire-end ferrules DIN 46228/4, max.	1.5 mm ²
Conductor cross-section, flexible, AEH (DIN 46228-1), min.	0.5 mm ²	Conductor cross-section, flexible, AEH (DIN 46228-1), max.	1.5 mm ²

Creation date May 23, 2024 6:51:59 AM CEST

MCZ CCC 0-20MA/0-20MA

Weidmüller Interface GmbH & Co. KG

Klingenbergstraße 26

D-32758 Detmold

Germany

www.weidmueller.com

Technical data

Classifications

ETIM 6.0	EC002653	ETIM 7.0	EC002653
ETIM 8.0	EC002653	ETIM 9.0	EC002653
ECLASS 9.0	27-21-01-20	ECLASS 9.1	27-21-01-20
ECLASS 10.0	27-21-01-20	ECLASS 11.0	27-21-01-20
ECLASS 12.0	27-21-01-20	ECLASS 13.0	27-21-01-20

Tender specification sheets

Long specification

Short specification

Type
CZ CCC
0-20mA/0-20mA

M-

Standard signal passive isolator, input-loop powered
1-channel signal passive isolator in 6 mm width with input current loop feed, for transmitting and isolating analogue DC current signals from 0/4 to 20 mA

Environmental Product Compliance

REACH SVHC	Lead 7439-92-1
SCIP	35d83707-6a3b-45b5-b9f8-6ba8184c863e

Approvals

Approvals



ROHS	Conform
UL File Number Search	UL Website
Certificate No. (cURus)	E141197

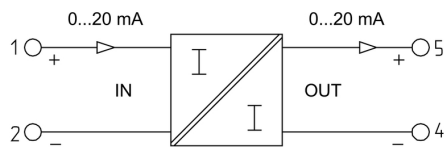
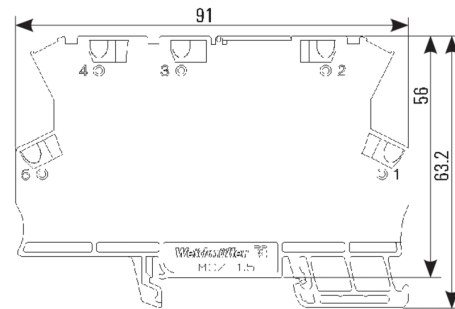

Downloads

Approval/Certificate/Document of Conformity	Declaration of Conformity
Engineering Data	CAD data – STEP
Engineering Data	Zuken E3.S
User Documentation	Instruction sheet
Catalogues	Catalogues in PDF-format
Brochures	

MCZ CCC 0-20mA/0-20mA

Weidmüller Interface GmbH & Co. KG
 Klingenbergstraße 26
 D-32758 Detmold
 Germany

www.weidmueller.com

Drawings
Connection diagram


MCZ CCC 0-20MA/0-20MA**Weidmüller Interface GmbH & Co. KG**

Klingenbergstraße 26

D-32758 Detmold

Germany

www.weidmueller.com**Accessories****Blank**

WS markers are the perfect match for the W-series connectors. Thanks to their system compatibility, the WS tags can also be used with the I-series and the Z-series. The large marking surfaces do not only permit long character strings but also multi-line text. WS markers are ideal for labels with long, customised character strings. Thanks to the proven MultiCard format, printing with PrintJet CONNECT oder/or Plotter is possible.

- Can be fitted in strips or individually
- Markers in proven MultiCard format

For custom printing: Please send us a file of our labeling software M-Print PRO or M-Print PRO Online (without installation) for your labeling specifications.

General ordering data

Type	WS 8/6 PLUS MC NE WS	Version
Order No.	1951880000	WS, Terminal marker, 8 x 6 mm, Pitch in mm (P): 6.00 Weidmueller,
GTIN (EAN)	4032248632114	white
Qty.	600 pc(s).	

SAK-SeriesThe logo for the SAK Series, featuring the letters 'SAK' in a large, bold, orange font, with the word 'Series' in a smaller, grey font directly below it.

Weidmüller's range of products includes end brackets that guarantee a permanent, reliable mounting on the terminal rail and prevent sliding. Versions with and without screws are available. The end brackets include marking options, also for group markers, and also a test plug holder.

General ordering data

Type	EW 35	Version
Order No.	0383560000	End bracket, Wemid, beige, Rail: TS 35, when screwed in
GTIN (EAN)	4008190181314	
Qty.	50 pc(s).	

MCZ CCC 0-20MA/0-20MA

Weidmüller Interface GmbH & Co. KG

Klingenbergstraße 26

D-32758 Detmold

Germany

www.weidmueller.com

Accessories

AP MCZ 1.5 - End plate




Open miniature housing in modular terminal format with five tension clamp connections. A transparent hinged top plate can be used for labelling and provides access to potentiometer and status displays. Plug-in cross-connectors can be used to interconnect the three top connections. A cover plate for closing off the housing is also available.

General ordering data

Type	AP MCZ1.5 1674	Version
Order No.	8389030000	Small housing, OMNIMATE Housing - TERMINALBOX grey-beige, End
GTIN (EAN)	4008190386849	plate, Width: 1.5 mm
Qty.	50 pc(s).	

4 mm²



The plug-in cross-connections feature easy handling and quick installation. This saves a great deal of time during installation in comparison with screwed solutions.

General ordering data

Type	ZQV 4N/3 GE	Version
Order No.	1762630000	W-Series, Cross-connector, 32 A
GTIN (EAN)	4032248169788	
Qty.	60 pc(s).	
Type	ZQV 4N/4 GE	Version
Order No.	1762620000	W-Series, Cross-connector, 32 A
GTIN (EAN)	4032248169771	
Qty.	60 pc(s).	
Type	ZQV 4N/2 GE	Version
Order No.	1758250000	W-Series, Cross-connector, 32 A
GTIN (EAN)	4032248169795	
Qty.	60 pc(s).	