


MHS 7S/04-5/04 D11 H T3 B T**Weidmüller Interface GmbH & Co. KG**

Klingenbergstraße 26

D-32758 Detmold

Germany

www.weidmueller.com

Product image**OMNIMATE® 4.0 - the next evolution step**

OMNIMATE® 4.0 follows the trend of One Cable Technology (OCT). The modular concept enables the fast configuration of hybrid interfaces, which transmit data, signals and energy in a single connector. As a result, you can reduce the cabling effort in a wide variety of applications, simplify maintenance and accelerate automation processes. The unique SNAP IN connection is the backbone and speeds up the wiring process.

The fastest connection yet

- Fast, safe, and tool-free wiring due to unique SNAP IN connection
- Ready for Robot through "wire ready" delivery with open clamping point
- Optical and acoustic feedback indicates proper wiring

Create your own configuration

- Flexible configuration and ordering via the Weidmüller Configurator (WMC)
- Dispatch within three days – even for individually configured products
- Automatic offer preparation for the configured product

Simply configuration of modular hybrid connectors

- Flexible combination options for power, signal and data transmission
- Future-proof Single-Pair Ethernet technology

General ordering data

Version	PCB plug-in connector, male header, THT/THR solder connection, Pitch in mm (P): 7.50 mm, Number of poles: 8, 90°, Tube
Order No.	8000085263
Type	MHS 7S/04-5/04 D11 H T3 B T
GTIN (EAN)	4064675623229
Qty.	9 pc(s).
Product data	IEC: 630 V / 30.4 A UL: 300 V / 18.5 A
Packaging	Tube

MHS 7S/04-5/04 D11 H T3 B T**Weidmüller Interface GmbH & Co. KG**

Klingenbergstraße 26

D-32758 Detmold

Germany

www.weidmueller.com

Technical data**Dimensions and weights**

Depth	14.8 mm	Depth (inches)	0.583 inch
Height	15.1 mm	Height (inches)	0.594 inch
Height of lowest version	11.9 mm	Net weight	12.065 g

System specifications

Product family	OMNIMATE 4.0	Type of connection	Board connection
Mounting onto the PCB	THT/THR solder connection	Pitch in mm (P)	7.5 mm
Outgoing elbow	90°	Number of poles	8
Number of solder pins per pole	1	Solder pin length (l)	3.2 mm
Solder pin dimensions	1.0 x 1.0 mm	Solder eyelet hole diameter (D)	1.4 mm
Solder eyelet hole diameter tolerance (D)+	0,1 mm	Outside diameter of solder pad	2.3 mm
Template aperture diameter	2.1 mm	L1 in mm	22.5 mm
L1 in inches	0.886 "	L2 in mm	15 mm
L2 in inch	0.591 "	Number of rows	1
Pin series quantity	1	Plugging cycles	≥ 25
Plugging force/pole, max.	9 N	Pulling force/pole, max.	8 N

Material data

Insulating material	PA 9T	Colour	black
Colour chart (similar)	RAL 9011	Insulating material group	I
Comparative Tracking Index (CTI)	≥ 600	Moisture Level (MSL)	1
UL 94 flammability rating	V-0	Contact base material	CuMg
Contact material	Cu-alloy	Contact surface	tinned
Tinning type	matt	Storage temperature, min.	-25 °C
Storage temperature, max.	55 °C	Operating temperature, min.	-40 °C
Operating temperature, max.	85 °C		

Rated data acc. to IEC

tested acc. to standard	IEC 60664-1, IEC 61984	Rated current, min. number of poles (Tu=20°C)	30.4 A
Rated current, max. number of poles (Tu=20°C)	26.9 A	Rated current, min. number of poles (Tu=40°C)	27 A
Rated current, max. number of poles (Tu=40°C)	23.9 A	Rated voltage for surge voltage class / pollution degree II/2	630 V
Rated voltage for surge voltage class / pollution degree III/2	500 V	Rated voltage for surge voltage class / pollution degree III/3	400 V
Rated impulse voltage for surge voltage class/ pollution degree II/2	4 kV	Rated impulse voltage for surge voltage class/ pollution degree III/2	6 kV
Rated impulse voltage for surge voltage class/ contamination degree III/3	6 kV		

Rated data acc. to UL 1059

Rated voltage (Use group B / UL 1059)	300 V	Rated voltage (Use group C / UL 1059)	300 V
Rated voltage (Use group D / UL 1059)	600 V	Rated voltage (Use group F / UL 1059)	760 V
Rated current (Use group B / UL 1059)	18.5 A	Rated current (Use group C / UL 1059)	18.5 A
Rated current (Use group D / UL 1059)	5 A	Rated current (Use group F / UL 1059)	18.5 A

MHS 7S/04-5/04 D11 H T3 B T

Weidmüller Interface GmbH & Co. KG

Klingenbergstraße 26

D-32758 Detmold

Germany

www.weidmueller.com

Technical data

Technical data - hybrid (data)

Number of poles (Data)	2	Connector Standard (Data)	IEC 63171-2
Contact material (Data)	Cu	Contact surface (Data)	Ni/Au
Rated current (Data)	2 A	Rated voltage (Data)	72 V
Solder pin length (l) (Data)	2.1 mm	Solder pin dimensions (Data)	Octagonal
Tolerance of solder pin position (Data)	0.1 mm	Dielectric strength, contact / contact (Data)	≥ 1000 V DC
Dielectric strength, contact / shield (Data)	≥ 1500 V DC	Insulation strength (Data)	≥ 500 MΩ
PoE / PoE+ (Data)	PoDL acc. to IEEE 802.3bu / cg	Transmission rate (Data)	10/100 MBit/s, 1000 MBit/s
Shielding (Data)	Yes		

Technical data - hybrid (power)

Number of rows (Power)	1	Number of rows (Signal)	1
Contact material (Power)	CuMg	Contact surface (Power)	tinned
Rated current (Use group B / UL 1059) (Power)	18.5 A	Rated current (Use group C / UL 1059) (Power)	18.5 A
Rated current (Use group D / UL 1059) (Power)	10 A	Rated current, min. number of poles (Tu=20°C) (Power)	30.4 A
Rated current, max. number of poles (Tu=20°C) (Power)	26.9 A	Rated current, min. number of poles (Tu=40°C) (Power)	27 A
Rated current, max. number of poles (Tu=40°C) (Power)	23.9 A	Rated voltage (Use group B / UL 1059) (Power)	300 V
Rated voltage (Use group C / UL 1059) (Power)	300 V	Rated voltage (Use group D / UL 1059) (Power)	300 V
Rated voltage for surge voltage class / pollution degree II/2 (Power)	630 V	Rated voltage for surge voltage class / pollution degree III/2 (Power)	500 V
Rated voltage for surge voltage class / pollution degree III/3 (Power)	400 V	Rated impulse voltage for surge voltage class/ pollution degree II/2 (Power)	4 kV
Rated impulse voltage for surge voltage class/ pollution degree III/2 (Power)	4 kV	Rated impulse voltage for surge voltage class/ pollution degree III/3 (Power)	4 kV
Volume resistance (Power)	≤5 mΩ	Creepage distance, min. (Power)	7.09 mm
Clearance distance, min. (Power)	6.5 mm	Solder pin length (Power)	3.2 mm
Solder pin dimensions (Power)	1.0 x 1.0 mm	Tolerance of the diameter of the solder eyelet (Power)	+ 0,1 mm
Diameter of solder eyelet (Power)	1.4 mm	Outside diameter of solder pad (Power)	2.3 mm
Template aperture diameter (Power)	2.1 mm		

MHS 7S/04-5/04 D11 H T3 B T

Weidmüller Interface GmbH & Co. KG

Klingenbergstraße 26

D-32758 Detmold

Germany

www.weidmueller.com

Technical data

Technical data - hybrid (signal)

Number of poles (Signal)	4	Number of solder pins per pole (Signal)	1
Contact material (Signal)	CuMg	Contact surface (Signal)	tinned
Rated current (Use group B / UL 1059) (Signal)	14 A	Rated current (Use group D / UL 1059) (Signal)	10 A
Rated current, min. number of poles (Tu=20°C) (Signal)	26.8 A	Rated current, max. number of poles (Tu=20°C) (Signal)	19.7 A
Rated current, min. number of poles (Tu=40°C) (Signal)	23.1 A	Rated current, max. number of poles (Tu=40°C) (Signal)	16.9 A
Rated voltage (Use group B / UL 1059) (Signal)	300 V	Rated voltage (Use group D / UL 1059) (Signal)	300 V
Rated voltage for surge voltage class / pollution degree II/2 (Signal)	400 V	Rated voltage for surge voltage class / pollution degree III/2 (Signal)	320 V
Rated voltage for surge voltage class / pollution degree III/3 (Signal)	250 V	Rated impulse voltage for surge voltage class/ pollution degree II/2 (Signal)	4 kV
Rated impulse voltage for surge voltage class/ pollution degree III/2 (Signal)	4 kV	Rated impulse voltage for surge voltage class/ pollution degree III/3 (Signal)	4 kV
Volume resistance (Signal)	≤5 mΩ	Creepage distance, min. (Signal)	5.4 mm
Clearance distance, min. (Signal)	4 mm	Solder pin length (Signal)	3.2 mm
Solder pin dimensions (Signal)	1.0 x 1.0 mm	Tolerance of the diameter of the solder eyelet (Signal)	+ 0,1 mm
Diameter of solder eyelet (Signal)	1.4 mm	Outside diameter of solder pad (Signal)	2.3 mm
Template aperture diameter (Signal)	2.1 mm		

Classifications

ETIM 6.0	EC002637	ETIM 7.0	EC002637
ETIM 8.0	EC002637	ETIM 9.0	EC002637
ECLASS 9.0	27-44-04-02	ECLASS 9.1	27-44-04-02
ECLASS 10.0	27-44-04-02	ECLASS 11.0	27-46-02-01
ECLASS 12.0	27-46-03-01	ECLASS 13.0	27-46-03-01

Environmental Product Compliance

REACH SVHC	/
RoHS Compliance Status	Compliant without exemption

Important note

IPC conformity	Conformity: The products are developed, manufactured and delivered according international recognized standards and norms and comply with the assured properties in the data sheet resp. fulfill decorative properties in accordance with IPC-A-610 "Class 2". Further claims on the products can be evaluated on request.
Notes	<ul style="list-style-type: none"> Rated current related to rated cross-section & min. No. of poles. P on drawing = pitch Rated data refer only to the component itself. Clearance and creepage distances to other components are to be designed in accordance with the relevant application standards. Diameter of solder eyelet D = 1.4+0.1mm In accordance with IEC 61984, OMNIMATE-connectors are connectors without breaking capacity (COC). During designated use, connectors are not allowed to be engaged or disengaged when live or under load Long term storage of the product with average temperature of 50 °C and maximum humidity 70%, 36 months

MHS 7S/04-5/04 D11 H T3 B T

Weidmüller Interface GmbH & Co. KG
Klingenbergstraße 26
D-32758 Detmold
Germany

www.weidmueller.com

Technical data

Approvals

ROHS	Conform
------	---------

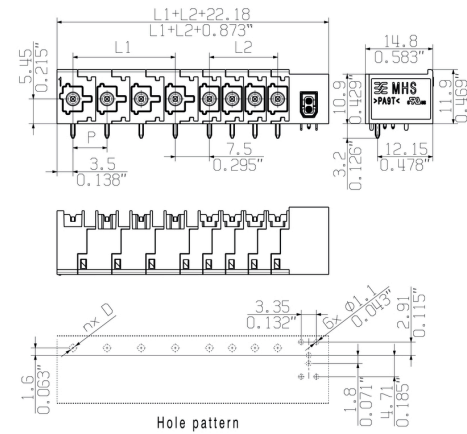

Downloads

Approval/Certificate/Document of Con- formity	Declaration of the Manufacturer
Engineering Data	CAD data – STEP
Catalogues	Catalogues in PDF-format

MHS 7S/04-5/04 D11 H T3 B T

Weidmüller Interface GmbH & Co. KG
Klingenbergstraße 26
D-32758 Detmold
Germany

www.weidmueller.com

Drawings**Product image**

The reproduction, distribution and utilization of this document as well as the communication of its contents to others without explicit authorization is prohibited. Offenders will be held liable for the payment of damages. Weidmüller exclusively reserves the right to file for patents, utility models or designs.

© Weidmüller Interface GmbH & Co. KG

