


MAK 2.5 DB**Weidmüller Interface GmbH & Co. KG**

Klingenbergstraße 26

D-32758 Detmold

Germany

www.weidmueller.com**Product image**

Our motor connection terminals offer the possibility of convenient wiring of all 3 phases including protective conductor on only one terminal block.

General ordering data

Version	Motor-connection terminal (Multi-level), Screw connection, dark beige, 2.5 mm ² , 24 A, 500 V, Number of connections: 7, Number of levels: 4, TS 35, V-O, Wemid
Order No.	7917030000
Type	MAK 2.5 DB
GTIN (EAN)	4032248190928
Qty.	50 pc(s).

MAK 2.5 DB

Weidmüller Interface GmbH & Co. KG

Klingenbergstraße 26

D-32758 Detmold

Germany

www.weidmueller.com

Technical data

Dimensions and weights

Depth	63 mm	Depth (inches)	2.48 inch
Depth including DIN rail	64 mm	Height	88 mm
Height (inches)	3.465 inch	Width	6.2 mm
Width (inches)	0.244 inch	Net weight	23.24 g

Temperatures

Storage temperature	-25 °C...55 °C	Continuous operating temp., min.	-50 °C
Continuous operating temp., max.	120 °C		

Material data

Material	Wemid	Colour	dark beige
UL 94 flammability rating	V-0		

System specifications

Version	Screw connection, With PE connection, One end without connector	End cover plate required	Yes
Number of potentials	4	Number of levels	4
Number of clamping points per level	2	Number of potentials per tier	1
Levels cross-connected internally	No	PE connection	Yes
Rail	TS 35	N-function	No
PE function	Yes	PEN function	No

Additional technical data

Explosion-tested version	No	Installation advice	Direct mounting
Open sides	right	Type of mounting	Snap-on

CSA rating data

Certificate No. (CSA)	12400-320	Current size B (CSA)	10 A
Current size C (CSA)	10 A	Current size D (CSA)	10 A
Voltage size B (CSA)	300 V	Voltage size C (CSA)	300 V
Voltage size D (CSA)	300 V	Wire cross section max. (CSA)	12 AWG
Wire cross section min. (CSA)	26 AWG		

Conductors for clamping (rated connection)

Blade size	0.6 x 3.5 mm
------------	--------------

MAK 2.5 DB

Weidmüller Interface GmbH & Co. KG

Klingenbergstraße 26

D-32758 Detmold

Germany

www.weidmueller.com

Technical data

Clampable conductor	Connection specification		Screw connection		
	Cross-section for conductor connection	Type	solid, H05(07) V-U		
		min.	0.5 mm ²		
		max.	4 mm ²		
		nominal	2.5 mm ²		
	wire end ferrule	Stripping length	min.	8 mm	
			max.	8 mm	
			nominal	8 mm	
		Tightening torque	min.	0.4 Nm	
			max.	0.6 Nm	
		Recommended wire-end ferrule			
	Connection specification		Screw connection		
	Cross-section for conductor connection	Type	stranded, H07V-R		
		min.	0.5 mm ²		
		max.	4 mm ²		
		nominal	2.5 mm ²		
	wire end ferrule	Stripping length	min.	8 mm	
			max.	8 mm	
			nominal	8 mm	
		Tightening torque	min.	0.4 Nm	
			max.	0.6 Nm	
		Recommended wire-end ferrule			
	Connection specification		Screw connection		
	wire end ferrule	Stripping length	min.	8 mm	
			max.	8 mm	
			nominal	8 mm	
		Tightening torque	min.	0.4 Nm	
			max.	0.6 Nm	
		Recommended wire-end ferrule			
Clamping range, max.		4 mm ²			
Clamping range, min.		0.13 mm ²			
Clamping screw		M 2.5			
Connection cross-section, stranded, max.		4 mm ²			
Connection cross-section, stranded, min.		0.5 mm ²			
Connection direction		on side			
Gauge to IEC 60947-1		A3			
Number of connections		7			
Stripping length		8 mm			
Tightening torque, max.		0.6 Nm			
Tightening torque, min.		0.4 Nm			
Type of connection		Screw connection			
Wire connection cross section, finely stranded, max.		4 mm ²			
Wire connection cross section, finely stranded, min.		0.5 mm ²			
Wire connection cross-section, finely stranded with wire-end ferrules DIN 46228/1, max.		2.5 mm ²			
Wire connection cross-section, finely stranded with wire-end ferrules DIN 46228/1, min.		0.5 mm ²			
Wire connection cross-section, finely stranded with wire-end ferrules DIN 46228/4, max.		2.5 mm ²			

MAK 2.5 DB

Weidmüller Interface GmbH & Co. KG

Klingenbergstraße 26

D-32758 Detmold

Germany

www.weidmueller.com

Technical data

Wire connection cross-section, finely stranded with wire-end ferrules DIN 46228/4, min. 0.5 mm²

Wire connection cross-section, solid core, max. 4 mm²

Wire connection cross-section, solid core, min. 0.5 mm²

Dimensions

TS 35 offset 28.1 mm

General

Installation advice Direct mounting
Standards IEC 60947-7-1 (-7-2)

Rail TS 35

Rating data

Rated cross-section 2.5 mm²

Rated DC voltage 500 V

Current at maximum wires 31 A

Volume resistance according to IEC 60947-7-x 1.33 mΩ

Power loss in accordance with IEC 60947-7-x 0.77 W

Surge voltage category III

Rated voltage 500 V

Rated current 24 A

Standards IEC 60947-7-1 (-7-2)

Rated impulse withstand voltage 6 kV

Pollution severity 3

UL rating data

Certificate No. (UR) E60693

Conductor size Factory wiring min. (UR) 26 AWG

Conductor size Field wiring min. (UR) 22 AWG

Voltage size D (UR) 300 V

Conductor size Factory wiring max. (UR) 12 AWG

Conductor size Field wiring max. (UR) 12 AWG

Current size D (UR) 10 A

Classifications

ETIM 6.0 EC000897

ETIM 8.0 EC000897

ECLASS 9.0 27-14-11-20

ECLASS 10.0 27-14-11-20

ECLASS 12.0 27-14-11-20

ECLASS 14.0 27-25-01-02

ETIM 7.0 EC000897

ETIM 9.0 EC000897

ECLASS 9.1 27-14-11-20

ECLASS 11.0 27-14-11-20

ECLASS 13.0 27-25-01-02

Environmental Product Compliance

REACH SVHC /

RoHS Compliance Status Compliant without exemption

MAK 2.5 DB

Weidmüller Interface GmbH & Co. KG

Klingenbergstraße 26

D-32758 Detmold

Germany

www.weidmueller.com

Technical data

Approvals

Approvals



ROHS	Conform
UL File Number Search	UL Website
Certificate No. (UR)	E60693

Downloads

Approval/Certificate/Document of Conformity	Declaration of Conformity UKCA declaration of conformity
Engineering Data	CAD data – STEP
User Documentation	StorageConditionsTerminalBlocks
Catalogues	Catalogues in PDF-format
Brochures	

MAK 2.5 DB

Weidmüller Interface GmbH & Co. KG

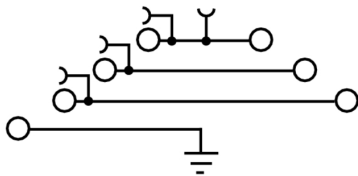
Klingenbergstraße 26

D-32758 Detmold

Germany

www.weidmueller.com

Drawings



MAK 2.5 DB

Weidmüller Interface GmbH & Co. KG

Klingenbergstraße 26

D-32758 Detmold

Germany

www.weidmueller.com

Accessories

W-Series



Weidmüller's range of products includes end brackets that guarantee a permanent, reliable mounting on the terminal rail and prevent sliding. Versions with and without screws are available. The end brackets include marking options, also for group markers, and also a test plug holder.

General ordering data

Type	WEW 35/1	Version
Order No.	1059000000	End bracket, dark beige, TS 35, V-2, Wemid, Width: 12 mm, 100 °C
GTIN (EAN)	4008190172282	
Qty.	50 pc(s).	
Type	WEW 35/2	Version
Order No.	1061200000	End bracket, dark beige, TS 35, HB, Wemid, Width: 8 mm, 100 °C
GTIN (EAN)	4008190030230	
Qty.	50 pc(s).	

2.5 mm²

Power distribution

You safely and efficiently distribute electricity to the power consumers with our W-Series feed-through terminal blocks and our optimised WPD phase distribution blocks.

General ordering data

Type	AP MAK2.5 DB	Version
Order No.	7917000000	End plate (terminals), dark beige, Height: 87.8 mm, Width: 1.5 mm,
GTIN (EAN)	4032248190911	V-0, Wemid
Qty.	20 pc(s).	

MAK 2.5 DB

Weidmüller Interface GmbH & Co. KG

Klingenbergstraße 26


D-32758 Detmold

Germany

www.weidmueller.com

Accessories

Slotted screwdriver



VDE insulated slot-head screwdriver, SDI DIN 7437, ISO 2380/2, drive output acc. to DIN 5264, ISO 2380/1. SoftFinish grip

General ordering data

Type	SDIS 0.6X3.5X100	Version
Order No.	9008390000	Screwdriver, Screwdriver
GTIN (EAN)	4032248056354	
Qty.	1 pc(s).	

Blank



The Dekafix (DEK) marker is the universal marker for all conductor and plug-in connectors as well as for electronic sub-assemblies. The system is ideal for short number sequences and covers a wide range of ready-printed markers.

Strips for fast installation in only one work step. The printing is easy to read, rich in contrast and available in various widths.

- Large range of ready-to-use markers
- Strips for fast installation
- Terminal markers, suitable for all Weidmüller cable connectors
- Available as blank MultiCard or with standard printing

For custom printing: Please send us a file of our labeling software M-Print PRO or M-Print PRO Online (without installation) for your labeling specifications.

General ordering data

Type	DEK 5/5 MC NE WS	Version
Order No.	1609801044	Dekafix, Terminal marker, 5 x 5 mm, Pitch in mm (P): 5.00
GTIN (EAN)	4008190397111	Weidmueller, white
Qty.	1,000 pc(s).	

MAK 2.5 DB

Weidmüller Interface GmbH & Co. KG

Klingenbergstraße 26

D-32758 Detmold

Germany

www.weidmueller.com

Accessories

1.5 mm²

Numerous national and international approvals and qualifications in accordance with a variety of application standards make the W-series a universal connection solution, especially in harsh conditions. The screw connection has long been an established connection element to meet exacting demands in terms of reliability and functionality. And our W-Series is still setting standards.

General ordering data

Type	VQB 1.5/50 RT	Version
Order No.	1633290000	Cross-connector (terminal), when screwed in, red, 17.5 A, Number of
GTIN (EAN)	4008190257750	poles: 50, Pitch in mm (P): 6.20, Insulated: Yes, Width: 4.2 mm
Qty.	5 pc(s).	
Type	VQB 1.5/50 BL	Version
Order No.	1633280000	Cross-connector (terminal), when screwed in, blue, 17.5 A, Number of
GTIN (EAN)	4008190257743	poles: 50, Pitch in mm (P): 6.20, Insulated: Yes, Width: 4.2 mm
Qty.	5 pc(s).	
Type	VQB 1.5/50 SW	Version
Order No.	1635120000	Cross-connector (terminal), when screwed in, black, 17.5 A, Number
GTIN (EAN)	4008190262761	of poles: 50, Pitch in mm (P): 6.20, Insulated: Yes, Width: 4.2 mm
Qty.	5 pc(s).	

Marker holder



The marker holder offer the possibility of additional mounting of standard markers with a pitch of 5 or 5.1 mm. The angled holders can be optionally snapped together and could be mounted in all standard marking channels of the Klippon[®] Connect modular terminal blocks. Fitting marker types could be found under the respective accessories of the designation marking holder.

General ordering data

Type	BZT 1 ZA WS 10/5	Version
Order No.	1805520000	Accessories, Marker holder
GTIN (EAN)	4032248270248	
Qty.	100 pc(s).	
Type	BZT 1 WS 10/5	Version
Order No.	1805490000	Accessories, Marker holder
GTIN (EAN)	4032248270231	
Qty.	100 pc(s).	