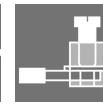
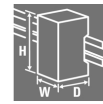


VPU AC II+III 3+1 R 440/20 S**Weidmüller Interface GmbH & Co. KG**

Klingenbergstraße 26

D-32758 Detmold

Germany

www.weidmueller.com**General ordering data**

Version	Surge voltage arrester, Low voltage, with remote contact, TN-C-S, TN-S, TT, IT with N, IT without N
Order No.	2908530000
Type	VPU AC II+III 3+1 R 440/20 S
GTIN (EAN)	4099986190948
Qty.	1 pc(s).

VPU AC II+III 3+1 R 440/20 S

Weidmüller Interface GmbH & Co. KG

Klingenbergstraße 26

D-32758 Detmold

Germany

www.weidmueller.com

Technical data

Dimensions and weights

Depth	70 mm	Depth (inches)	2.756 inch
Height	99 mm	Height (inches)	3.898 inch
Width	36 mm	Width (inches)	1.417 inch
Net weight	288 g		

Temperatures

Operating temperature	-40 °C...85 °C
-----------------------	----------------

Connection data, remote alert

Connection type	Screw connection	Cross-section for connected wire, solid core, max.	1.5 mm ²
Cross-section for connected wire, solid core, min.	0.2 mm ²	Max. torque	0.4 Nm
Stripping length	5 mm		

General data

Colour	grey	Design	Installation housing; 2TE, Insta IP 20
Operating altitude	≤ 2000 m	Optical function display	green = OK; red = arrester is defective - replace
Protection degree	IP20 in installed state	Rail	TS 35
Segment	Power distribution	UL 94 flammability rating	V-0
Version	with remote contact		

Insulation coordination acc. to EN 50178

Pollution severity	2	Surge voltage category	III
--------------------	---	------------------------	-----

Rated data IEC / EN

Combined pulse U _{OC}	6 kV	Discharge current (type III)	3 kA
Discharge current I _{max} (8/20μs) N-PE	40 kA	Discharge current I _{max} (8/20μs) wire-PE	20 kA
Discharge current I _n (8/20μs) N-PE	20 kA	Discharge current I _n (8/20μs) wire-PE	10 kA
Energy coordination (≤10 m)	Type II, Type III	Frequency range, max.	60 Hz
Frequency range, min.	50 Hz	Fuse	No Fuse necessary ≤100 A gG
Low voltage network	TN-C-S, TN-S, TT, IT with N, IT without N	Max. continuous voltage, U _c (AC)	440 V
Max. continuous voltage, U _c (N-PE)	255 V	Number of poles	4
Protection level U _p at I _N (L-PE) (type III)	≤1 kV	Protection level U _p at I _N (L/N-PE)	≤ 1.7 kV
Protection level U _p at I _N (N-PE)	≤ 1.5 kV	Protection level U _p at I _N (N-PE) (type III)	≤1,4 kV
Rated voltage (AC)	230 V	Requirements category acc. to IEC 61643-11	Type II, Type III
Requirements class, acc. to EN 61643-11	T2, T3	Response time	≤ 25 ns
Short-circuit current rating I _{SCCR}	25 kA	Signalling contact	250 V / 0,5 A
Standards	IEC 61643-11, EN 61643-11	Temporary surge voltage (over-voltage) - TOV	440 V
Voltage type	AC		

VPU AC II+III 3+1 R 440/20 S

Weidmüller Interface GmbH & Co. KG

Klingenbergstraße 26

D-32758 Detmold

Germany

www.weidmueller.com

Technical data

Connection data

Conductor connection cross-section PE, solid, max.	35 mm ²
Stripping length	15 mm
Type of connection	Screw connection
Tightening torque, min.	1.2 Nm
Clamping range, rated connection	10 mm ²
Clamping range, max.	35 mm ²
Wire cross-section, solid, max.	10 mm ²
Wire connection cross section, finely stranded, max.	6 mm ²
Connection cross-section, stranded, max.	10 mm ²

Conductor connection cross-section PE, stranded, max.	35 mm ²
Wire connection method	Screw connection
Stripping length, rated connection	15 mm
Tightening torque, max.	2 Nm
Clamping range, min.	2.5 mm ²
Wire cross-section, solid, min.	2.5 mm ²
Wire connection cross section, finely stranded, min.	2.5 mm ²
Connection cross-section, stranded, min.	2.5 mm ²

Guarantee

Time interval	5 years
---------------	---------

Classifications

ETIM 6.0	EC000941	ETIM 7.0	EC000941
ETIM 8.0	EC000941	ETIM 9.0	EC000941
ECLASS 9.0	27-13-08-05	ECLASS 9.1	27-13-08-05
ECLASS 10.0	27-13-08-05	ECLASS 11.0	27-13-08-05
ECLASS 12.0	27-17-90-90	ECLASS 13.0	27-17-90-90
ECLASS 14.0	27-17-90-90		

Environmental Product Compliance

REACH SVHC	/
RoHS Compliance Status	Compliant without exemption

Important note

Product information	For use in DC applications, please use the fuse of SIBA Type NH2XL aR/aSF DC 1500 V
---------------------	---

Approvals

ROHS	Conform
------	---------

Downloads

Approval/Certificate/Document of Conformity	EU Konformitätserklärung / EU Declaration of Conformity
Engineering Data	CAD data – STEP
Tender specification	Ausschreibungstext DE
User Documentation	Beipackzettel / Instruction Sheet
Catalogues	Catalogues in PDF-format

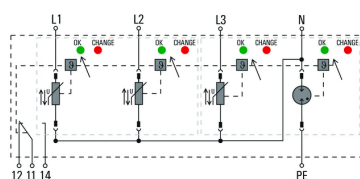
VPU AC II+III 3+1 R 440/20 S

Weidmüller Interface GmbH & Co. KG
Klingenbergstraße 26
D-32758 Detmold
Germany

www.weidmueller.com

Drawings

Electric symbol



Schematic circuit diagram

VPU AC II+III 3+1 R 440/20 S

Weidmüller Interface GmbH & Co. KG
Klingenbergstraße 26
D-32758 Detmold
Germany

www.weidmueller.com

Accessories**Spare arrester****General ordering data**

Type	VPU AC II+III 0 L/N-PE ...	Version
Order No.	2908550000	Surge voltage arrester, Low voltage, Spare arrester, TN-S, TT
GTIN (EAN)	4099986190979	
Qty.	1 pc(s).	

Type	VPU AC II+III 0 L-N 440 ...	Version
Order No.	2908540000	Surge voltage arrester, Low voltage, Spare arrester, TN-S, TT
GTIN (EAN)	4099986190955	
Qty.	1 pc(s).	

Crosshead screwdriver Phillips

VDE insulated crosshead screwdriver, for Phillips screws, SDIK PH DIN 7438, ISO 8764/2-PH, output to ISO 8764-PH, SoftFinish grip

General ordering data

Type	SDIK PH0 X 60	Version
Order No.	2749880000	Screwdriver, Blade width (B): 0 mm, 60 mm, Blade thickness (A): 0
GTIN (EAN)	4050118897081	
Qty.	1 pc(s).	