

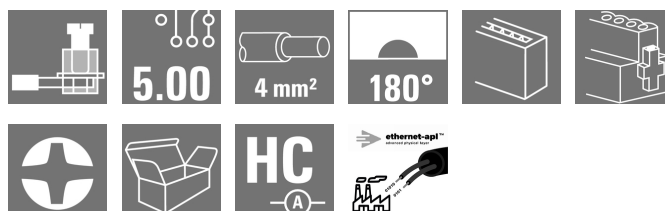
BLZP APL 5.00HC/03/180F SN OR BX**Weidmüller Interface GmbH & Co. KG**

Klingenbergstraße 26

D-32758 Detmold

Germany

www.weidmueller.com

**Features and benefits:**

- Ethernet-APL compliant
- Space and weight saving design
- Cost-effective alternative to RJ45 and M12 connections
- Available with PUSH IN, SNAP IN, clamping yoke or tension spring connection
- Suitable for THT and THR soldering processes
- 10 Mbit/s communication for long ranges (1000m) according to IEEE 802.3cg-2019
- PoDL remote power supply according to IEEE 802.3bu
- Ethernet-APL is suitable for all IIoT devices and tailored for the process industry

General ordering data

Version	PCB plug-in connector, female plug, 5.00 mm, Number of poles: 3, 180°, Clamping yoke connection, Clamping range, max. : 4 mm², Box
Order No.	2872550000
Type	BLZP APL 5.00HC/03/180F SN OR BX
GTIN (EAN)	4064675641193
Qty.	72 pc(s).
Product data	IEC: 400 V / 23 A / 0.2 - 4 mm² UL: 300 V / 20 A / AWG 26 - AWG 12
Packaging	Box

Creation date May 23, 2024 4:41:15 AM CEST

BLZP APL 5.00HC/03/180F SN OR BX**Weidmüller Interface GmbH & Co. KG**

Klingenbergstraße 26

D-32758 Detmold

Germany

www.weidmueller.com

Technical data**Dimensions and weights**

Depth	20.1 mm	Depth (inches)	0.791 inch
Height	16.1 mm	Height (inches)	0.634 inch
Width	25 mm	Width (inches)	0.984 inch
Net weight	6.694 g		

System specifications

Model	Socket connector		
Number of poles	3		
Pitch in inches (P)	0.197 "		
Pitch in mm (P)	5 mm		
Plugging cycles	25		
Plugging force/pole, max.	10 N		
Plugging force/pole, min.	6 N		
Product family	OMNIMATE Signal - series BL/SL 5.00		
Protection degree	IP20		
Pulling force / pole, min.	6 N		
Pulling force/pole, max.	9 N		
Side termination, characteristic	Flange		
Tightening torque	Torque type	Wire connection	
	Usage information	Tightening torque	min. 0.4 Nm
			max. 0.5 Nm
	Torque type	Screw flange	
	Usage information	Tightening torque	min. 0.2 Nm
			max. 0.25 Nm

Electrical properties

Volume resistance	≤5 mΩ
-------------------	-------

Material data

Insulating material	PBT	Colour	orange
Colour chart (similar)	RAL 2000	Insulating material group	IIIa
Comparative Tracking Index (CTI)	≥ 200	UL 94 flammability rating	V-0
Contact material	Cu-alloy	Contact surface	tinned
Layer structure of plug contact	4...8 µm Sn hot-dip tinned	Storage temperature, min.	-40 °C
Storage temperature, max.	70 °C	Operating temperature, min.	-50 °C
Operating temperature, max.	100 °C		

Packing

Packaging	Box	VPE length	349 mm
VPE width	136 mm	VPE height	31 mm

Classifications

ETIM 6.0	EC002638	ETIM 7.0	EC002638
ETIM 8.0	EC002638	ETIM 9.0	EC002638
ECLASS 9.0	27-44-03-09	ECLASS 9.1	27-44-03-09
ECLASS 10.0	27-44-03-09	ECLASS 11.0	27-46-02-02
ECLASS 12.0	27-46-02-02	ECLASS 13.0	27-46-02-02

BLZP APL 5.00HC/03/180F SN OR BX**Weidmüller Interface GmbH & Co. KG**

Klingenbergstraße 26

D-32758 Detmold

Germany

www.weidmueller.com**Technical data****Important note**

IPC conformity	Conformity: The products are developed, manufactured and delivered according international recognized standards and norms and comply with the assured properties in the data sheet resp. fulfill decorative properties in accordance with IPC-A-610 "Class 2". Further claims on the products can be evaluated on request.
Notes	<ul style="list-style-type: none">• Additional variants on request• Gold-plated contact surfaces on request• Rated current related to rated cross-section & min. No. of poles.• Wire end ferrule without plastic collar to DIN 46228/1• Wire end ferrule with plastic collar to DIN 46228/4• P on drawing = pitch• Rated data refer only to the component itself. Clearance and creepage distances to other components are to be designed in accordance with the relevant application standards.• In accordance with IEC 61984, OMNIMATE-connectors are connectors without breaking capacity (COC). During designated use, connectors are not allowed to be engaged or disengaged when live or under load• Long term storage of the product with average temperature of 50 °C and maximum humidity 70%, 36 months

Approvals

Approvals



UL File Number Search	UL Website
Certificate No. (cULus)	E60693

Downloads



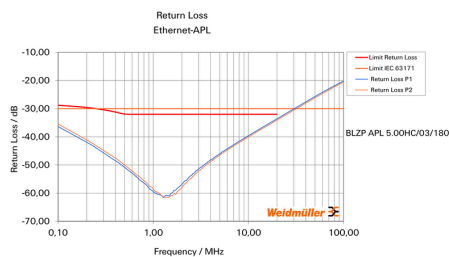
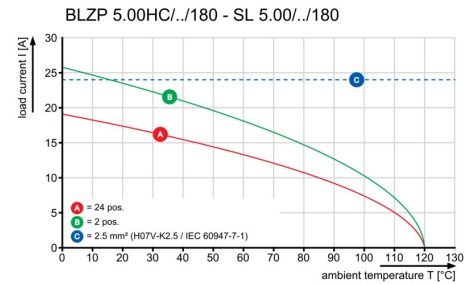
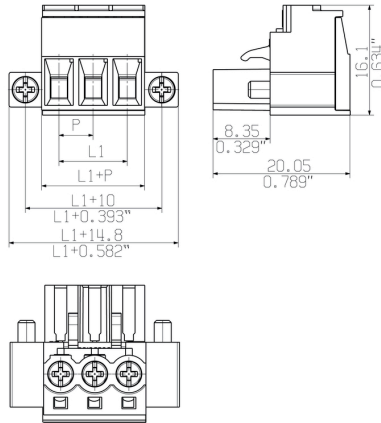
Engineering Data	CAD data – STEP
Catalogues	Catalogues in PDF-format

BLZP APL 5.00HC/03/180F SN OR BX

Weidmüller Interface GmbH & Co. KG
Klingenbergstraße 26
D-32758 Detmold
Germany

www.weidmueller.com

Drawings




BLZP APL 5.00HC/03/180F SN OR BX**Weidmüller Interface GmbH & Co. KG**

Klingenbergstraße 26

D-32758 Detmold

Germany

www.weidmueller.com**Accessories****Ethernet-APL****Features and benefits:**

- Ethernet-APL compliant
- Space and weight saving design
- Cost-effective alternative to RJ45 and M12 connections
- Available with PUSH IN, SNAP IN, clamping yoke or tension spring connection
- Suitable for THT and THR soldering processes
- 10 Mbit/s communication for long ranges (1000m) according to IEEE 802.3cg-2019
- PoDL remote power supply according to IEEE 802.3bu
- Ethernet-APL is suitable for all IIoT devices and tailored for the process industry

General ordering data

Type	SH ETH U	Version	Packaging
Order No.	2903230000	Shield clamp, Accessories, Screw flange, Number of poles: 1, zinc plated, Silver grey, Box	Box
GTIN (EAN)	4099986575172		
Qty.	25 pc(s).		

BLZP APL 5.00HC/03/180F SN OR BX

Weidmüller Interface GmbH & Co. KG

Klingenbergstraße 26

D-32758 Detmold

Germany

www.weidmueller.com

Drawings

