

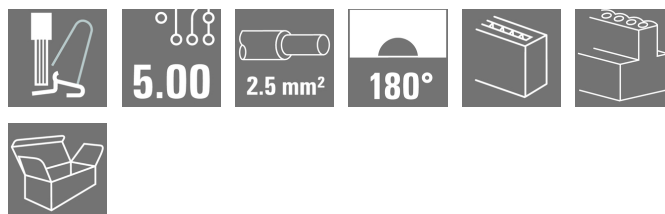
MPS 5/06 S TN B B D**Weidmüller Interface GmbH & Co. KG**

Klingenbergstraße 26

D-32758 Detmold

Germany

www.weidmueller.com

Product image**SNAP IN ****OMNIMATE® 4.0 - the next evolution step**

OMNIMATE® 4.0 follows the trend of One Cable Technology (OCT). The modular concept enables the fast configuration of hybrid interfaces, which transmit data, signals and energy in a single connector. As a result, you can reduce the cabling effort in a wide variety of applications, simplify maintenance and accelerate automation processes. The unique SNAP IN connection is the backbone and speeds up the wiring process.

The fastest connection yet

- Fast, safe, and tool-free wiring due to unique SNAP IN connection
- Ready for Robot through "wire ready" delivery with open clamping point
- Optical and acoustic feedback indicates proper wiring

Create your own configuration

- Flexible configuration and ordering via the Weidmüller Configurator (WMC)
- Dispatch within three days – even for individually configured products
- Automatic offer preparation for the configured product

Simply configuration of modular hybrid connectors

- Flexible combination options for power, signal and data transmission
- Future-proof Single-Pair Ethernet technology

General ordering data

Version	PCB plug-in connector, female plug, Pitch in mm (P): 5.00 mm, Number of poles: 6, Box
Order No.	2790430000
Type	MPS 5/06 S TN B B D
GTIN (EAN)	4064675069133
Qty.	60 pc(s).
Product data	IEC: 400 V / 26.8 A / 0.5 - 4 mm² UL: 300 V / 18.5 A / AWG 20 - AWG 12
Packaging	Box

MPS 5/06 S TN B B D

Weidmüller Interface GmbH & Co. KG

Klingenbergstraße 26

D-32758 Detmold

Germany

www.weidmueller.com

Technical data

Dimensions and weights

Depth	34 mm	Depth (inches)	1.339 inch
Height	15.5 mm	Height (inches)	0.61 inch
Width	30.8 mm	Width (inches)	1.213 inch
Net weight	13.214 g		

System Parameters

Product family	OMNIMATE 4.0	
Type of connection	Field connection	
Wire connection method	SNAP IN	
Pitch in mm (P)	5 mm	
Pitch in inches (P)	0.197 "	
Conductor outlet direction	180°	
Number of poles	6	
L1 in mm	25 mm	
L1 in inches	0.984 "	
Number of rows	1	
Pin series quantity	1	
Touch-safe protection acc. to DIN VDE 57 106	Safe from finger touch	
Touch-safe protection acc. to DIN VDE 0470	IP 20	
Protection degree	IP20	
Volume resistance	≤5 mΩ	
Stripping length	9 mm	
Stripping length tolerance	min.	8 mm
	max.	10 mm
Plugging cycles	≥ 25	
Plugging force/pole, max.	8.5 N	
Pulling force/pole, max.	8.5 N	

Material data

Insulating material	PBT GF	Colour	black
Colour chart (similar)	RAL 9011	Insulating material group	I
Comparative Tracking Index (CTI)	≥ 600	UL 94 flammability rating	V-0
Contact material	Cu-alloy	Contact surface	tinned
Storage temperature, min.	-25 °C	Storage temperature, max.	55 °C
Operating temperature, min.	-50 °C	Operating temperature, max.	100 °C

Conductors suitable for connection

Clamping range, min.	0.34 mm ²
Clamping range, max.	4 mm ²
Solid, min. H05(07) V-U	0.5 mm ²
Solid, max. H05(07) V-U	2.5 mm ²
Flexible, min. H05(07) V-K	0.5 mm ²
Flexible, max. H05(07) V-K	4 mm ²
w. plastic collar ferrule, DIN 46228 pt 4, 0.34 mm ² min.	
w. plastic collar ferrule, DIN 46228 pt 4, 2.5 mm ² max.	
w. wire end ferrule, DIN 46228 pt 1, 0.34 mm ² min.	
w. wire end ferrule, DIN 46228 pt 1, 2.5 mm ² max.	

Creation date July 14, 2024 3:02:54 PM CEST

MPS 5/06 S TN B B D

Weidmüller Interface GmbH & Co. KG

Klingenbergstraße 26

D-32758 Detmold

Germany

www.weidmueller.com

Technical data

Outer diameter of insulation, max.	4 mm		
Clampable conductor	Cross-section for conductor connection	nominal	0.34 mm ²
	wire end ferrule	Stripping length	nominal 10 mm
		Recommended wire-end ferrule	H0.34/12 TK
	Cross-section for conductor connection	nominal	0.5 mm ²
	wire end ferrule	Stripping length	nominal 12 mm
		Recommended wire-end ferrule	H0.5/16 OR
		Stripping length	nominal 10 mm
		Recommended wire-end ferrule	H0.5/10
	Cross-section for conductor connection	nominal	0.75 mm ²
	wire end ferrule	Stripping length	nominal 12 mm
		Recommended wire-end ferrule	H0.75/16 W
		Stripping length	nominal 10 mm
		Recommended wire-end ferrule	H0.75/10
	Cross-section for conductor connection	nominal	1 mm ²
	wire end ferrule	Stripping length	nominal 12 mm
		Recommended wire-end ferrule	H1.0/16 GE
		Stripping length	nominal 10 mm
		Recommended wire-end ferrule	H1.0/10
	Cross-section for conductor connection	nominal	1.5 mm ²
	wire end ferrule	Stripping length	nominal 12 mm
		Recommended wire-end ferrule	H1.5/16 R
		Stripping length	nominal 10 mm
		Recommended wire-end ferrule	H1.5/10
	Cross-section for conductor connection	nominal	2.5 mm ²
	wire end ferrule	Stripping length	nominal 10 mm
		Recommended wire-end ferrule	H2.5/15D BL
		Stripping length	nominal 10 mm
		Recommended wire-end ferrule	H2.5/10

Reference text The outside diameter of the plastic collar should not be larger than the pitch (P). Length of ferrules is to be chosen depending on the product and the rated voltage.

Rated data acc. to IEC

tested acc. to standard	IEC 60664-1, IEC 61984	Rated current, min. number of poles (Tu=20°C)	26.8 A
Rated current, max. number of poles (Tu=20°C)	19.7 A	Rated current, min. number of poles (Tu=40°C)	23.1 A
Rated current, max. number of poles (Tu=40°C)	16.9 A	Rated voltage for surge voltage class / pollution degree II/2	400 V
Rated voltage for surge voltage class / pollution degree III/2	320 V	Rated voltage for surge voltage class / pollution degree III/3	250 V
Rated impulse voltage for surge voltage class/ pollution degree II/2	4 kV	Rated impulse voltage for surge voltage class/ pollution degree III/2	4 kV
Rated impulse voltage for surge voltage class/ contamination degree III/3	4 kV		

MPS 5/06 S TN B B D

Weidmüller Interface GmbH & Co. KG

Klingenbergstraße 26

D-32758 Detmold

Germany

www.weidmueller.com

Technical data

Rated data acc. to UL 1059

Institute (cURus)



Certificate No. (cURus)

E60693

Rated voltage (Use group B / UL 1059) 300 V

Rated voltage (Use group D / UL 1059) 300 V

Rated current (Use group C / UL 1059) 18.5 A

Wire cross-section, AWG, min. AWG 20

Reference to approval values

Specifications are maximum values, details - see approval certificate.

Rated voltage (Use group C / UL 1059) 150 V

Rated current (Use group B / UL 1059) 18.5 A

Rated current (Use group D / UL 1059) 18.5 A

Wire cross-section, AWG, max. AWG 12

Classifications

ETIM 6.0

EC002638

ETIM 7.0

EC002638

ETIM 8.0

EC002638

ETIM 9.0

EC002638

ECLASS 9.0

27-44-03-09

ECLASS 9.1

27-44-03-09

ECLASS 10.0

27-44-03-09

ECLASS 11.0

27-46-02-02

ECLASS 12.0

27-46-02-02

ECLASS 13.0

27-46-02-02

Environmental Product Compliance

REACH SVHC

/

Important note

IPC conformity

Conformity: The products are developed, manufactured and delivered according international recognized standards and norms and comply with the assured properties in the data sheet resp. fulfill decorative properties in accordance with IPC-A-610 "Class 2". Further claims on the products can be evaluated on request.

Notes

- Rated current related to rated cross-section & min. No. of poles.
- P on drawing = pitch
- Rated data refer only to the component itself. Clearance and creepage distances to other components are to be designed in accordance with the relevant application standards.
- Wire end ferrule without plastic collar to DIN 46228/1
- In accordance with IEC 61984, OMNIMATE-connectors are connectors without breaking capacity (COC). During designated use, connectors are not allowed to be engaged or disengaged when live or under load
- Long term storage of the product with average temperature of 50 °C and maximum humidity 70%, 36 months

Approvals

Approvals



UL File Number Search

UL Website

Certificate No. (cURus)

E60693

MPS 5/06 S TN B B D

Weidmüller Interface GmbH & Co. KG

Klingenbergstraße 26

D-32758 Detmold

Germany

www.weidmueller.com

Technical data

Downloads

Approval/Certificate/Document of Conformity	CoC_cURus_E60693_MPS_MHS_202207.pdf Declaration of the Manufacturer
Engineering Data	CAD data – STEP
Product Change Notification	20210526 Technical change to MPS 5 and MHS 5 H 20210526 Technische Änderung zu MPS 5 und MHS 5 H 20210602 Technical change to MPS 5 20210602 Technische Änderung zu MPS 5
Catalogues	Catalogues in PDF-format


MPS 5/06 S TN B B D

Weidmüller Interface GmbH & Co. KG
Klingenbergstraße 26
D-32758 Detmold
Germany

www.weidmueller.com

Drawings

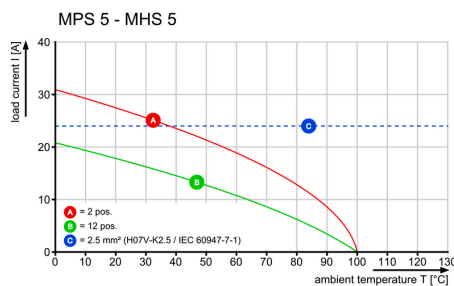
Product image



Dimensional drawing



Derating curve



Product benefits




Fastest connection technology SNAP IN

Product benefits



Acoustic and visual feedback



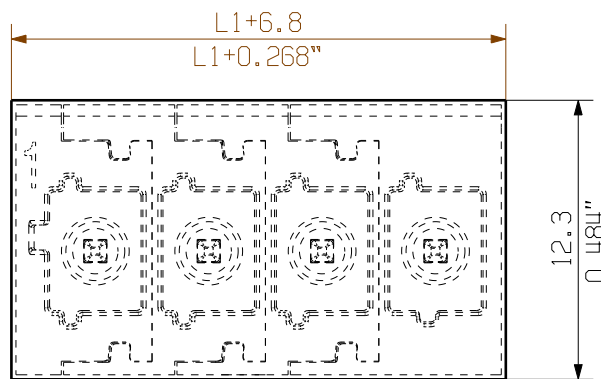
The reproduction, distribution and utilization of this document as well as the communication of its contents to others without explicit authorization is prohibited. Offenders will be held liable for the payment of damages. Weidmueller exclusively reserves the right to file for patents, utility models or designs.

© Weidmueller Interface GmbH & Co. KG

Dimensions without tolerances are no check dimensions

The English version is binding

Allgemeinguetliche Kundenzeichnung, aktueller Stand nur auf Anfrage
General customer drawing, topical version only if required



Min. front plate cut-out

Further dim. & info. see data sheet

General tolerance:
DIN ISO 2768-mK



M 1/1

12	55.00	2.165
11	50.00	1.969
10	45.00	1.772
9	40.00	1.575
8	35.00	1.378
7	30.00	1.181
6	25.00	0.984
5	20.00	0.787
4	15.00	0.591
3	10.00	0.394
2	5.00	0.197
n Poles	L1 [mm]	L1 [inch]

For the mounting of PCBs, it should be noted that the rated data given in the catalogue relates only to the connection elements. The necessary creepage and clearance paths must be observed in connection with the respective applicant in accordance to VDE 0110. The current-carrying capacity and pitch tolerance is to be determined according to DIN IEC 326 part 3 very fine.

Weidmueller connectors are tested to the DIN VDE 0627 standard, and are valid for its field of application. Provided that the connectors are used to the intended purpose, all requirements with respect to the occurring of electrical, mechanical, thermic and corrosive stress will be satisfied.

	EC00004980 P028441	Prim PLM Part No.: .		Prim ERP Part No.: .	
	First Issue Date 07.05.2020	Max. nos.	Weidmüller		72561 Drawing no. Issue no. Sheet 5 of 8 sheets
Modification					
	Drawn	Date	Name	MPS 5/... TN ... BUCHSENSTECKER FEMALE PLUG	
	Responsible		Schmitz, Till		
	Approved	24.03.2021	Sapina, Svetos		
Scale: 3/1 Size: A3		Drawings Assembly		Product file: .	