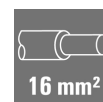


**PVN1M1I2S1FXVX00TXPX11****Weidmüller Interface GmbH & Co. KG**

Klingenbergstraße 26

D-32758 Detmold

Germany

[www.weidmueller.com](http://www.weidmueller.com)**General ordering data**

Version	Photovoltaics, Combiner Box, Fireman's switch, 1 MPP, 2 Inputs / 1 Output per MPP, Remote disconnect, Cable gland, 1100 V
Order No.	<a href="#">2778850000</a>
Type	PVN1M1I2S1FXVX00TXPX11
GTIN (EAN)	4064675047605
Qty.	1 pc(s).

**PVN1M1I2S1FXVX00TXPX11**

**Weidmüller Interface GmbH & Co. KG**  
 Klingenbergstraße 26  
 D-32758 Detmold  
 Germany

www.weidmueller.com

**Technical data**
**Dimensions and weights**

Depth	132 mm	Depth (inches)	5.197 inch
Height	364 mm	Height (inches)	14.331 inch
Width	200 mm	Width (inches)	7.874 inch
Net weight	2,258 g		

**Temperatures**

Ambient temperature	-20 °C...+50 °C	Humidity	5...95 %, no condensation
---------------------	-----------------	----------	---------------------------

**Approvals and norms**

Approvals	EN 61439-2, IEC 61439-2, OVE-Directive R 11-1:2022-05-01
-----------	--

**Guarantee**

Time interval	5 years
---------------	---------

**Electrical characteristics**

Current per Maximum Power Point, max. 50 A

Rated DC current per connection	Current per string, max.	44 A
Rated short-term current resistance	Rated current	55 A
Rated DC voltage	1,100 V	
Switching disconnecter capacity	IEC 60947-3, DC-PV1	

**Enclosure**

Connection type string	Internal terminal (with cable gland feed-through)	Enclosure attachment	Via mounting feet
Impact resistance	IK08 in accordance with IEC 62208, IK10 in accordance with IEC 62262	Insulating material	Polyester glass-fibre reinforced, Polycarbonate
Protection class	II	Switch disconnecter execution	Remote disconnecter inside enclosure
Type of mounting	Wall mounting, 4 screws		

**General data**

Installation location	Protected outdoor area (>1 km from sea)	Protection degree	IP65
-----------------------	---	-------------------	------

**Inputs**

Amount of maximum power points	1 MPP		
DC Input + & -	Wire connection	Type of connection	PUSH IN
		Compatible cable cross-section	EN 50618:2015
		Wire cross-section, min.	2.5 mm <sup>2</sup>
		Wire cross-section, max.	16 mm <sup>2</sup>
Fuse type	Neither fuse cartridge nor holder		
Max. number of DC inputs	per Maximum Power Point 2 inputs connected in parallel		

Creation date June 5, 2024 12:03:00 AM CEST

**PVN1M1I2S1FXVX00TXPX11**
**Weidmüller Interface GmbH & Co. KG**

Klingenbergstraße 26

D-32758 Detmold

Germany

[www.weidmueller.com](http://www.weidmueller.com)
**Technical data**
**Outputs**

DC Output + & -	Wire connection	Type of connection	PUSH IN
		Compatible cable crosssection	TÜV 2 Pfg 1169/08.07
		Wire cross-section, min.	2.5 mm²
		Wire cross-section, max.	16 mm²
Max. number of DC outputs	per Maximum Power Point 1 output		

**Remote disconnecter**

Automatic reclosing after voltage drop	Yes		
Number of operating cycles	10,000		
Control voltage	100 V AC - 250 V AC 50/60Hz		
Remote disconnecter auxiliary contact	Cable entry	Number of cable entries	1
	Wire connection	Type of connection	Screw terminal connectors
		Flexible, max. H05(07) V-K	1.5 mm <sup>2</sup>
		w. wire end ferrule, DIN 46228 pt 1, max.	1.5 mm <sup>2</sup>
Remote disconnecter control contact	Cable entry	Number of cable entries	1
	Wire connection	Type of connection	Screw terminal connectors
		Flexible, max. H05(07) V-K	1.5 mm <sup>2</sup>
		w. wire end ferrule, DIN 46228 pt 1, max.	1.5 mm <sup>2</sup>
Type of power circuit disconnection	Under voltage tripping or manual switch operation		
Turn-off time	1.5 s		

**Classifications**

ETIM 6.0	EC002928	ETIM 7.0	EC002928
ETIM 8.0	EC003857	ETIM 9.0	EC003857
ECLASS 9.0	22-57-92-03	ECLASS 9.1	22-57-02-90
ECLASS 10.0	22-57-02-90	ECLASS 11.0	22-57-02-92
ECLASS 12.0	22-57-02-92	ECLASS 13.0	22-57-02-92

**PVN1M1I2S1FXVX00TXPX11**
**Weidmüller Interface GmbH & Co. KG**

Klingenbergstraße 26

D-32758 Detmold

Germany

[www.weidmueller.com](http://www.weidmueller.com)
**Technical data**
**Tender specification sheets**

## Long specification

Automatic ON and OFF switching fireman switch for the connection to 1 MPP tracker in the inverter. Suitable for remote disconnection of the DC side by the fire department. Max. string voltage Uoc: 1100V

MPP1:  
2 inputs, connection via M25 cable gland with 3x7mm Ø cable entry. PUSH IN connection / 2.5 - 6mm<sup>2</sup> single-wire, multi-wire, with/without ferrule.  
1 output, connection via M25 cable gland with 3x7mm Ø cable entry. PUSH IN connection / 2.5 - 6mm<sup>2</sup> single-wire, multi-wire, with/without ferrule.

DC fireman switch: Switching off by undervoltage tripping. Automatic reconnection after the control voltage (230 V AC) is applied again. With signal contact.

Connection of the fireman switch control line 230 VAC via cable glands (8-12mmØ) max. conductor cross-section: 1.5mm<sup>2</sup>. Connection of the signal contact 24 VDC via cable glands (8-12mmØ) max. conductor cross-section: 1.5mm<sup>2</sup>. Protection class: IP65. All built into a glass fibre reinforced polyester housing. Dimensions HxWxD: 364x200x132mm.

Approval according to low voltage switchgear IEC 61439-1:2011 and EN 61439-2:2011

**Environmental Product Compliance**

REACH SVHC

Lead 7439-92-1

SCIP

bdab5698-6a20-4370-8e28-8810d882d01a

Creation date June 5, 2024 12:03:00 AM CEST

Catalogue status 01.06.2024 / We reserve the right to make technical changes.

## PVN1M1I2S1FXVX00TXPX11

Weidmüller Interface GmbH &amp; Co. KG

Klingenbergstraße 26

D-32758 Detmold

Germany

www.weidmueller.com

## Technical data

## Important note

## Product information

**Intended use of the UPS:** This UPS has been especially developed as a safety device for direct current (DC) photovoltaic installations. The DC disconnect switch is used to disconnect the connected strings of the installation in case of an emergency situation. Such an emergency situation could be in case of fire.

**Normal operation:** The UPS will automatically switch to the off position, breaking the DC connection between the solar panels and the inverter, after the AC power to the UPS is interrupted for longer than five seconds. The UPS will automatically switch to the on position, restoring the DC connection between the solar panels and the inverter, once the AC power to the UPS is restored longer than five seconds.

**Special Operation:** If the temperature inside the UPS enclosure exceeds the 100°C, the UPS will automatically switch to OFF to protect the internal components and create a safe situation. When the installation is checked and the UPS is not affected, the UPS can be switched ON again by removal and re-applying the AC voltage to the UPS. The UPS will also automatically switch to OFF if there is an internal failure. If this occurs please try to reset the UPS by removal and re-applying the AC voltage to the UPS.

**Emergency switch not included.** The SCIP number was assigned due to a lead content of more than 0.1 % of the net weight.

Safe use instruction according to ECHA:

The identification of the hazardous substance is sufficient to allow safe use of the article throughout its life cycle, including the service life, disassembly and waste/recycling phase

## Approvals

## Approvals



## Downloads

Approval/Certificate/Document of Conformity

[PV Next RD Declaration of Conformity](#)

Engineering Data

[CAD data – STEP](#)

[Application notes – Schematic Diagram for PV Next Fireman Switch](#)

Technical Documentation

[PVN1M1I2S1FXVX00TXPX11](#)

[CAD data – Schematic diagram](#)

User Documentation

[MANUAL PV NEXT RD DE/EN](#)

White paper

[Fact Sheet DE PV CB Lastentrennschalter](#)

[Fact-Sheet EN PV CB Load break switch](#)

[Fact Sheet DE PV Feuerwehrscharter](#)

[Fact Sheet EN PV Fireman switch](#)

Catalogues

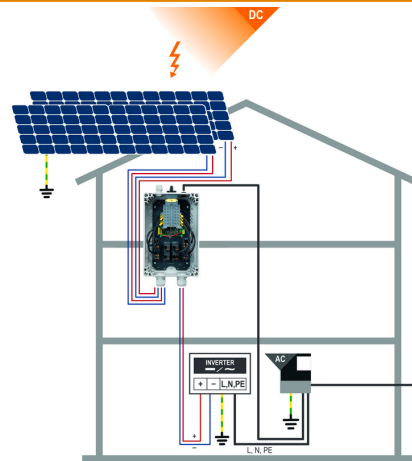
[Catalogues in PDF-format](#)

## PVN1M1I2S1FXVX00TXPX11

**Weidmüller Interface GmbH & Co. KG**  
Klingenbergstraße 26  
D-32758 Detmold  
Germany

[www.weidmueller.com](http://www.weidmueller.com)

# Drawings



PVN 1 M2 I6 S0 F3 V1 Q1 TX PX 10									
<b>Series</b>		<b>Voltage</b>		<b>Power supply</b>		<b>Monitoring</b>		<b>Output Type</b>	
PVN = PV Next		10 ~ 1kV		x = n/a		x = n/a		0 = GG	
VPU = PV Protect		11 ~ 1.1kV						1 = VVAC	
		15 ~ 1.5kV						2 = MCA-Exp 2	
<b>Level</b>		<b>Inputs</b>		<b>SPD</b>		<b>Fuses</b>			
1 = DC trunk box (L1)		1...12 inputs		0 = TYP II		x = n/a			
<b>Series</b>				1 = TYP I+II		3 = only fuse holders			
1 = 1 MPPT supported				X = No SPD					
2 = 2 MPPT supported									
3 = 3 MPPT supported									
4 = 4 MPPT supported									
6 = 6 MPPT supported									
<b>Switch</b>									
x = n/a									
0 = manual switch									
1 = remote switch									

**PVN1M1I2S1FXVX00TXPX11****Weidmüller Interface GmbH & Co. KG**

Klingenbergstraße 26

D-32758 Detmold

Germany

[www.weidmueller.com](http://www.weidmueller.com)**Accessories****Y-Connector Cables**

The Y or X cable is used to connect three or four elements of a PV system, such as the connection between PV panels, inverters and surge protection boxes. The cables are available in different connection variants.

**General ordering data**

Type	PVHYM-M-XXXX6W+15	Version
Order No.	<a href="#">2877850000</a>	Photovoltaics, Y-Connector Cable, 1x WM4 C Female, 2x MC4 Male,
GTIN (EAN)	4064675666417	6mm², 1500 V
Qty.	1 pc(s).	
Type	PVHYM+M-XXXX6W-15	Version
Order No.	<a href="#">2877860000</a>	Photovoltaics, Y-Connector Cable, 1x WM4 C Male, 2x MC4 Female,
GTIN (EAN)	4064675666424	6mm², 1500 V
Qty.	1 pc(s).	

**Tools**

- For flexible and solid conductors with special insulating materials
- High-quality stripping for industrial applications (complies with aircraft industry requirements)
- Specially shaped blades enable stripping of special types of insulation and conductor configurations
- Stripping length adjustable via end stop
- Very versatile thanks to interchangeable stripping units
- Stripping results reproduced accurately over and over again
- No damage to the conductor
- A long-lasting, reliable tool thanks to its sturdy design
- Integrated cutting function

**General ordering data**

Type	MULTI-STRIPAX PV	Version
Order No.	<a href="#">1190490000</a>	Photovoltaics, Plug-in connector
GTIN (EAN)	4032248973262	
Qty.	1 pc(s).	

**PVN1M1I2S1FXVX00TXPX11****Weidmüller Interface GmbH & Co. KG**

Klingenbergstraße 26

D-32758 Detmold

Germany

[www.weidmueller.com](http://www.weidmueller.com)**Accessories****UV-resistant cable ties**

UV-resistant polyamide 6.6 ensures long durability of our special cable ties even with strong UV radiation. Ideal for continuous outdoor use.

**General ordering data**

Type	CB-UVR 290/4,5 BK	Version
Order No.	<a href="#">2659350000</a>	Cable ties, 4.5 x 290 mm, Polyamide 66, 220 N
GTIN (EAN)	4050118682816	
Qty.	100 pc(s).	

**Cutting tools**

Cutting tools for conductors up to 8 mm, 12 mm, 14 mm and 22 mm outside diameter. The special blade geometry allows pinch-free cutting of copper and aluminium conductors with minimum physical effort. The cutting tools (KT 8 to KT 22) also come with VDE and GS-tested protective insulation up to 1,000 V in accordance with EN/IEC 60900.

**General ordering data**

Type	KT 14	Version
Order No.	<a href="#">1157820000</a>	Cutting tools, Cutting tool for one-hand operation
GTIN (EAN)	4032248945344	
Qty.	1 pc(s).	



**PVN1M1I2S1FXVX00TXPX11****Weidmüller Interface GmbH & Co. KG**

Klingenbergstraße 26

D-32758 Detmold

Germany

[www.weidmueller.com](http://www.weidmueller.com)**Accessories****Crosshead screwdriver Phillips**

Crosshead screwdriver, Phillips, SDK PH DIN 5262, ISO 8764/2-PH, output to ISO 8764-PH, ChromTop tip, SoftFinish grip

**General ordering data**

Type	SDK PH3	Version
Order No.	<a href="#">9008500000</a>	Screwdriver, Screwdriver
GTIN (EAN)	4032248056491	
Qty.	1 pc(s).	

**Slotted screwdriver**

Slotted screwdriver with rounded blade SD DIN 5265, ISO 2380/2, output to DIN 5264, ISO 2380/1. ChromTop tip, SoftFinish grip

**General ordering data**

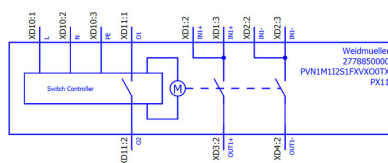
Type	SDS 0.6X3.5X100	Version
Order No.	<a href="#">9008330000</a>	Screwdriver, Screwdriver
GTIN (EAN)	4032248056286	
Qty.	1 pc(s).	
Type	SDS 1.0X5.5X150	Version
Order No.	<a href="#">9008350000</a>	Screwdriver, Screwdriver
GTIN (EAN)	4032248056316	
Qty.	1 pc(s).	

## PVN1M1I2S1FXVX00TXPX11

**Weidmüller Interface GmbH & Co. KG**  
Klingenbergstraße 26  
D-32758 Detmold  
Germany

[www.weidmueller.com](http://www.weidmueller.com)

# Drawings



The reproduction, distribution and utilization of this document as well as the communication of its contents to others without explicit authorization is prohibited. Offenders will be held liable for the payment of damages. Weidmüller exclusively reserves the right to file for patents, utility models or designs.

© Weidmüller Interface GmbH & Co. KG

