

**DRL173524L****Weidmüller Interface GmbH & Co. KG**

Klingenbergstraße 26

D-32758 Detmold

Germany

[www.weidmueller.com](http://www.weidmueller.com)**Product image**

Similar to illustration

Individual relays within the D-SERIES DRL

- 1 CO contact
- Optional AC or DC coils
- With integrated status LED

**General ordering data**

Version	D-SERIES DRL, Relay, Number of contacts: 1, CO contact AgSnO, Rated control voltage: 24 V AC, Continuous current: 16 A, Flat blade connections (4.8 mm x 0.5 mm), Test button available: No
Order No.	<a href="#">2765370000</a>
Type	DRL173524L
GTIN (EAN)	4064675076827
Qty.	20 pc(s).

Creation date July 16, 2024 9:29:38 PM CEST

Catalogue status 13.07.2024 / We reserve the right to make technical changes.

**DRL173524L****Weidmüller Interface GmbH & Co. KG**

Klingenbergstraße 26

D-32758 Detmold

Germany

www.weidmueller.com

**Technical data****Dimensions and weights**

Depth	36 mm	Depth (inches)	1.417 inch
Height	28 mm	Height (inches)	1.102 inch
Width	21.5 mm	Width (inches)	0.846 inch
Net weight	35.45 g		

**Temperatures**

Storage temperature	-25 °C...55 °C	Operating temperature	-25 °C...55 °C
Humidity	35 % to 85 % relative humidity level		

**Rated data UL**

Certificate No. (cURus)	E312083
-------------------------	---------

**Control side**

Rated control voltage	24 V AC	Rated current AC	54 mA
Power rating	1.2 VA	Coil resistance	160 Ω ± 10 %
Coil tolerance	10 %	Status indicator	red LED

**Load side**

Rated switching voltage	250 V AC	Continuous current	16 A
Max. switching frequency at rated load	0.1 Hz	Max. switching voltage, AC	250 V
Inrush current	80 A / 50 ms	AC switching capacity (resistive), max.	4000 VA
DC switching capacity (resistive), max.	480 W @ 24 V	Switch-on delay	<20 ms
Switch-off delay	<20 ms	Contact type	1 CO contact (AgSnO)
Mechanical service life	10 x 10 <sup>6</sup> switching cycles	Min. switching power	10 mA @ 12 V

**General data**

Test button available	No	
Mechanical switch position indicator	Yes	
Colour	Transparent	
UL94 flammability rating component	Component	Relay cover
	UL94 flammability rating	V-2
	Component	Relay baseplate
	UL94 flammability rating	V-0
	Component	Relay status indicator
	UL94 flammability rating	HB

**Insulation coordination**

Rated voltage	250 V	Pollution severity	3
Surge voltage category	III	Insulating material group	IIIa
Clearance and creepage distances for control side - load side	≥ 4 mm	Dielectric strength for control side - load side	2.5 kV <sub>eff</sub> / 1 min
Dielectric strength of neighbouring contacts	2 kV <sub>eff</sub> / 1 min	Dielectric strength of open contact	1.2 kV <sub>eff</sub> / 1 min.
Impulse withstand voltage	5 kV (1.2/50 µs)	Protection degree	IP20

**DRL173524L****Weidmüller Interface GmbH & Co. KG**

Klingenbergstraße 26

D-32758 Detmold

Germany

[www.weidmueller.com](http://www.weidmueller.com)**Technical data****Further details of approvals / standards**

Certificate No. (cURus)	E312083
-------------------------	---------

**Connection data**

Wire connection method	Flat blade connections (4.8 mm x 0.5 mm)
------------------------	---

**Classifications**

ETIM 6.0	EC001437	ETIM 7.0	EC001437
ETIM 8.0	EC001437	ETIM 9.0	EC001437
ECLASS 9.0	27-37-16-01	ECLASS 9.1	27-37-16-01
ECLASS 10.0	27-37-16-01	ECLASS 11.0	27-37-16-01
ECLASS 12.0	27-37-16-01	ECLASS 13.0	27-37-16-01

**Environmental Product Compliance**

REACH SVHC	/
RoHS Compliance Status	Compliant without exemption

**Approvals**

Approvals



ROHS	Conform
UL File Number Search	UL Website
Certificate No. (cURus)	E312083

**Downloads**

Approval/Certificate/Document of Conformity	<a href="#">EU Konformitätserklärung / EU Declaration of Conformity</a>
Engineering Data	<a href="#">CAD data – STEP</a>
User Documentation	<a href="#">FL_D-SERIES_DRL1CO_LOAD_GUIDE</a>
Catalogues	<a href="#">Catalogues in PDF-format</a>

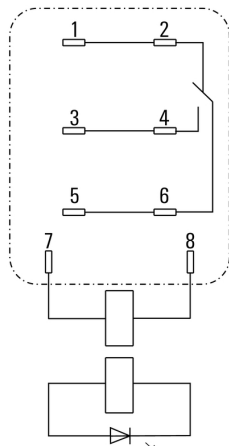
## DRL173524L

**Weidmüller Interface GmbH & Co. KG**  
Klingenbergstraße 26  
D-32758 Detmold  
Germany

[www.weidmueller.com](http://www.weidmueller.com)

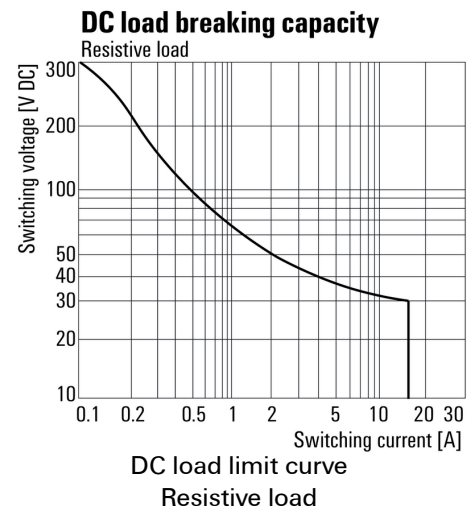
## Drawings

### Wiring diagram

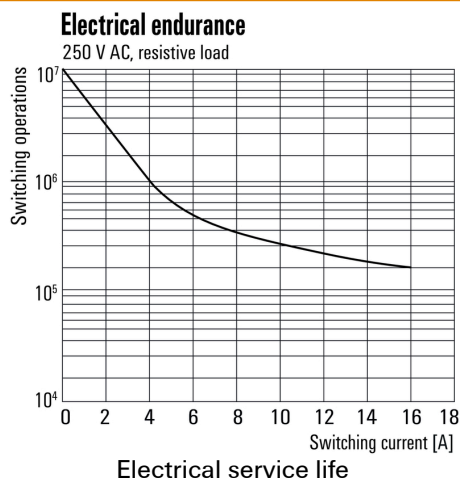


View of Pins from below

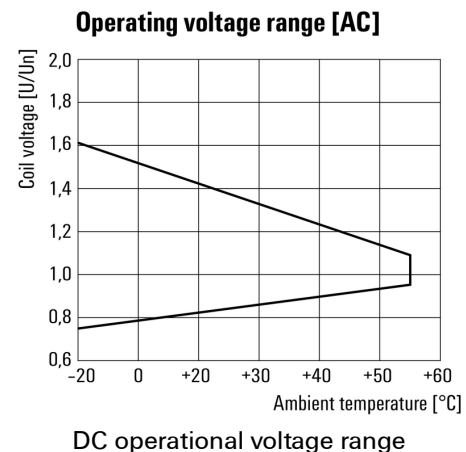
### DC load limit curve



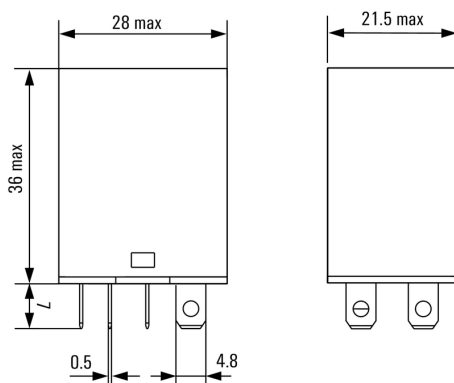
### Graph



### Graph



### Dimensional drawing

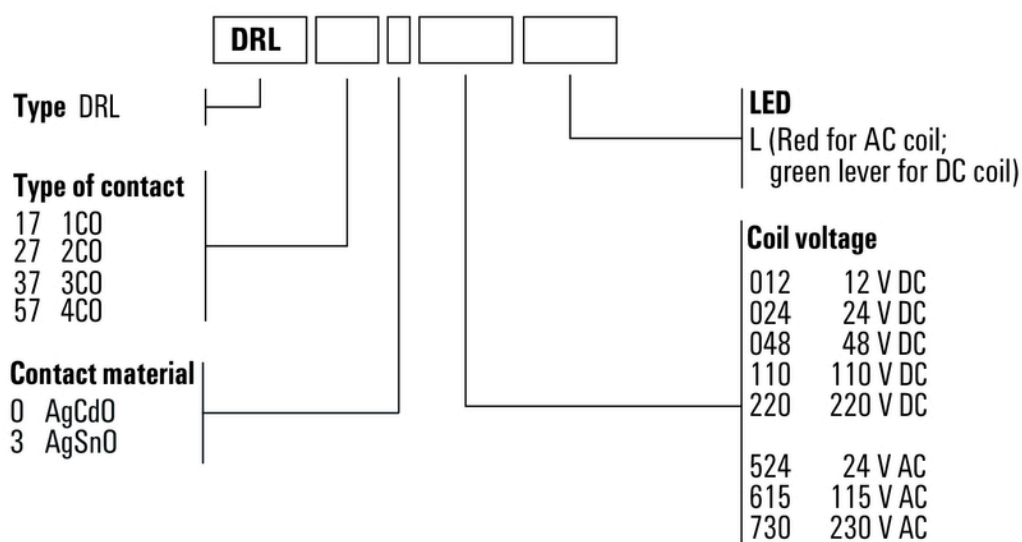


**DRL173524L****Weidmüller Interface GmbH & Co. KG**

Klingenbergstraße 26

D-32758 Detmold

Germany

[www.weidmueller.com](http://www.weidmueller.com)**Drawings****Miscellaneous**

Type codes