

**VPUM2I2SXFV200TXPX10****Weidmüller Interface GmbH & Co. KG**

Klingenbergstraße 26

D-32758 Detmold

Germany

www.weidmueller.com



PV Protect is the solution for optimum protection of the inverter against overvoltages. The ready-to-connect boxes are available for different system voltages and can be supplied with various arrester types and MPP trackers. Depending on requirements, connection is made via cable glands or WM4C connectors with convenient and reliable PUSH IN connection technology.

**General ordering data**

Version	Surge protection, 2 MPP's, Surge protection II, Cable gland, PUSH IN connection, 1000 V
Order No.	<a href="#">2755960000</a>
Type	VPUM2I2SXFV200TXPX10
GTIN (EAN)	4064675003311
Qty.	1 pc(s).

## VPUM2I2SXFV200TXPX10

Weidmüller Interface GmbH &amp; Co. KG

Klingenbergstraße 26

D-32758 Detmold

Germany

www.weidmueller.com

## Technical data

## Dimensions and weights

Depth	91 mm	Depth (inches)	3.583 inch
Height	145 mm	Height (inches)	5.709 inch
Width	168 mm	Width (inches)	6.614 inch
Net weight	890 g		

## Temperatures

Storage temperature	-40 °C...85 °C	Operating temperature	-40 °C...85 °C
Humidity	5 - 95% rel. humidity		

## Enclosure

Connection type string	Internal terminal (with cable gland feed-through)	Enclosure attachment	Via the four holes under the cover screws
Switch disconnecter execution	no switch		

## General data

Protection degree	IP67	Standards	EN 50539-11
-------------------	------	-----------	-------------

## Inputs

Amount of maximum power points	2 MPP		
DC Input + & -	Wire connection	Type of connection	PUSH IN
	Cable entry	Number of cable entries	2
Functional earth connector	Cable entry	Number of cable entries	1
	Wire connection	Type of connection	PUSH IN
Fuse type	Neither fuse cartridge nor holder		

## Surge protection DC side

Conditions and requirements	EN 50539-11	Discharge current $I_n$ (8/20 $\mu$ s)	20 kA
Discharge current, max. (8/20 $\mu$ s)	40 kA	Maximum continuous operating voltage DC UCPV mode +/-, -/PE, +/-PE	1,100 V
Operating height in the grounded PV system	$\leq 4000$ m	Operating height in ungrounded PV system	$\leq 4000$ m
PV system voltage, max. $U_{cpv}$	1,100 V	Protection level $U_p$ (+/-, -/PE, +/-PE)	$\leq 4,2$ kV
Requirements class	Type II	Short-circuit current $I_{scpv}$	11 kA
Standards	EN 50539-11	Total discharge current $I_{total}$ (8/20 $\mu$ s)	50 kA

## Classifications

ETIM 6.0	EC000941	ETIM 7.0	EC000941
ETIM 8.0	EC000941	ETIM 9.0	EC000941
ECLASS 9.1	27-13-08-05	ECLASS 10.0	27-13-08-05
ECLASS 11.0	27-13-08-05	ECLASS 12.0	27-17-90-90
ECLASS 13.0	27-17-90-90		

## VPUM2I2SXXV200TXPX10

**Weidmüller Interface GmbH & Co. KG**

Klingenbergstraße 26

D-32758 Detmold

Germany

[www.weidmueller.com](http://www.weidmueller.com)

## Technical data

### Tender specification sheets

#### Long specification

Designation 2: VPU PV  
BOX CG II 5 1000 2M  
Over voltage protection  
box for inverters with  
2Mpp tracker, used to pro-  
tect the DC side. Max.  
String voltage Uoc: 1000  
V MPPT1: 1 input, con-  
nection via cable gland  
(4-8mmØ) cable cross sec-  
tion: max. 16mm<sup>2</sup> MPPT  
2 is identical to MPPT 1  
Connection of the box in  
stitch without DC switch  
2 surge protection type II  
Connection of function-  
al earth via cable glands  
(8-12mmØ) cable cross-  
section: 16mm<sup>2</sup> Protection  
class: IP65 and IP67 Plas-  
tic enclosure Dimensions  
HxWxD: 168x145x91  
mm According to stan-  
dard, EN 50539-11:  
2013+A1:2014 IEC  
61643-31: 2018

### Important note

#### Product information

The SPD in the box cannot be replaced.

### Approvals

#### Approvals



#### ROHS

Conform

### Downloads

Approval/Certificate/Document of Con-  
formity

[EU Declaration of Conformity](#)

User Documentation

[Manual PV Protect T2](#)

Catalogues

[Catalogues in PDF-format](#)

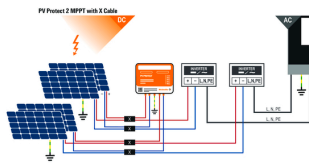
## VPUM2I2SXFV200TXPX10

**Weidmüller Interface GmbH & Co. KG**  
 Klingenbergstraße 26  
 D-32758 Detmold  
 Germany

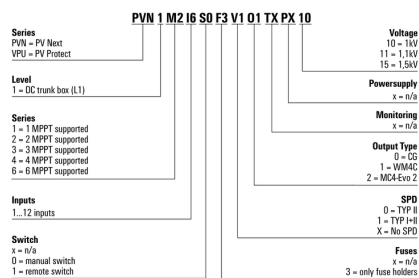
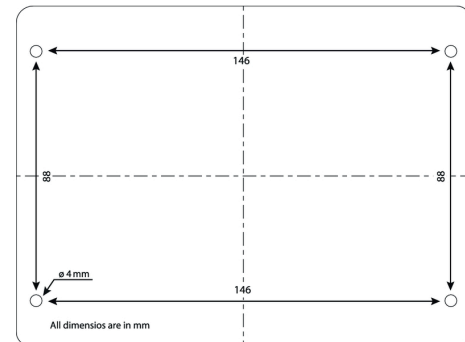
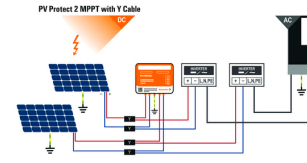
[www.weidmueller.com](http://www.weidmueller.com)

## Drawings

## Connection diagram



## Connection diagram



## VPUM2I2SXXFXV200TXPX10

**Weidmüller Interface GmbH & Co. KG**

Klingenbergstraße 26

D-32758 Detmold

Germany

www.weidmueller.com

## Accessories

### X-Connector Cables



The Y or X cable is used to connect three or four elements of a PV system, such as the connection between PV panels, inverters and surge protection boxes. The cables are available in different connection variants.

### General ordering data

Type	PVHXW-W-PXXX06W+15	Version
Order No.	<a href="#">2814280000</a>	Photovoltaics, X-Connector Cable, 2x WM4 C Male, 1x Partly stripped
GTIN (EAN)	4064675298960	cable end, 1x WM4 C Female, 6mm <sup>2</sup> , 1500 V
Qty.	1 pc(s).	
Type	PVHXW+W-PXXX06M-15	Version
Order No.	<a href="#">2814290000</a>	Photovoltaics, X-Connector Cable, 2x WM4 C Female, 1x Partly
GTIN (EAN)	4064675298977	stripped cable end, 1x WM4 C Male, 6mm <sup>2</sup> , 1500 V
Qty.	1 pc(s).	

### Tools



- For flexible and solid conductors with special insulating materials
- High-quality stripping for industrial applications (complies with aircraft industry requirements)
- Specially shaped blades enable stripping of special types of insulation and conductor configurations
- Stripping length adjustable via end stop
- Very versatile thanks to interchangeable stripping units
- Stripping results reproduced accurately over and over again
- No damage to the conductor
- A long-lasting, reliable tool thanks to its sturdy design
- Integrated cutting function

### General ordering data

Type	MULTI-STRIPAX PV	Version
Order No.	<a href="#">1190490000</a>	Photovoltaics, Plug-in connector
GTIN (EAN)	4032248973262	
Qty.	1 pc(s).	

**VPUM2I2SXXV200TXPX10****Weidmüller Interface GmbH & Co. KG**

Klingenbergstraße 26

D-32758 Detmold

Germany

[www.weidmueller.com](http://www.weidmueller.com)**Accessories****Crosshead screwdriver Phillips**

Crosshead screwdriver, Phillips, SDK PH DIN 5262, ISO 8764/2-PH, output to ISO 8764-PH, ChromTop tip, SoftFinish grip

**General ordering data**

Type	SDK PH2	Version
Order No.	<a href="#">9008490000</a>	Screwdriver, Screwdriver
GTIN (EAN)	4032248056484	
Qty.	1 pc(s).	

**Y-Connector Cables**

The Y or X cable is used to connect three or four elements of a PV system, such as the connection between PV panels, inverters and surge protection boxes. The cables are available in different connection variants.

**General ordering data**

Type	PVHYW-XXPXX06W+15	Version
Order No.	<a href="#">2814220000</a>	Photovoltaics, Y-Connector Cable, 1x WM4 C Male, 1x Partly stripped
GTIN (EAN)	4064675298908	cable end, 1x WM4 C Female, 6mm <sup>2</sup> , 1500 V
Qty.	1 pc(s).	

**VPUM2I2SXXV200TXPX10****Weidmüller Interface GmbH & Co. KG**

Klingenbergstraße 26

D-32758 Detmold

Germany

[www.weidmueller.com](http://www.weidmueller.com)**Accessories****... for photovoltaic plug-in connectors**

After stripping the insulation, a suitable contact or wire end ferrule can be crimped onto the end of the cable. Crimping forms a secure connection between conductor and contact and has largely replaced soldering. Crimping denotes the creation of a homogeneous, permanent connection between conductor and connecting element. The connection can be made only with high-quality precision tools. The result is a secure and reliable connection both in mechanical and electrical terms. Weidmüller offers a wide range of mechanical crimping tools. Integral ratchets with release mechanisms guarantee optimum crimping. Crimped connections made with Weidmüller tools comply with international standards and regulations.

**General ordering data**

Type	CTF PV WM4	Version
Order No.	<a href="#">1222870000</a>	Photovoltaics, Crimping tool for photovoltaic contacts, Mechanical,
GTIN (EAN)	4050118006254	without interchangeable inserts
Qty.	1 pc(s).	