

FP PRO TOP3 24/10 2P**Weidmüller Interface GmbH & Co. KG**

Klingenbergstraße 26

D-32758 Detmold

Germany

www.weidmueller.com

PROtop power supplies offer a wide range of functions with many advantages.

These include high energy efficiency, outstanding power reserves, high reliability and optional communication capability. PROtop also supports direct parallel connection with load balancing. With the possibility of integrating our PROtop power supplies into the FieldPower® system, the entire range of functions becomes available in the field – with all the advantages of the FieldPower® modular system.

General ordering data

Version	FieldPower® power supply unit, IP65, in complete state, 10A, 24 V, DC, IDC terminal, PUSH IN, M12, A-coded
Order No.	2743440000
Type	FP PRO TOP3 24/10 2P
GTIN (EAN)	4064675038375
Qty.	1 pc(s).

FP PRO TOP3 24/10 2P

Weidmüller Interface GmbH & Co. KG

Klingenbergstraße 26

D-32758 Detmold

Germany

www.weidmueller.com

Technical data

Dimensions and weights

Depth	220 mm	Depth (inches)	8.661 inch
Height	196 mm	Height (inches)	7.717 inch
Width	196 mm	Width (inches)	7.717 inch
Net weight	4,000 g		

Temperatures

Storage temperature	-10 °C...60 °C	Operating temperature	-25 °C...50 °C
Operating temperature range	-25 °C ... +50 °C (regard derating) Start up \geq -40 °C	Humidity	35...85%, non condensing and non freezing

Input

AC current consumption	0,7 A @ 400 V DC / 0,8 A @ 320 V AC	AC input voltage range	3 x 320...3 x 575 V AC / 2 x 360...2 x 575 V AC
DC input voltage range	450...800 V DC (max. 500 V DC acc. to UL508)	Frequency range AC	45...65 Hz
Recommended back-up fuse	2 - 3 A, Char. C	Surge protection	Varistor
Inrush current	Max. 10 A	Input fuse (internal)	3.0 A F (6.3 x 32 mm)

Output

Adjustable rated current	No	Output current	10A
Output power	240 W	Output voltage	24 V
Output voltage type	DC	Output voltage, max.	28.8 V
Output voltage, min.	22.5 V	Output voltage, note	(adjustable via potentiometer)
Switch-on delay	1 s	Triggering characteristic	see characteristic curve
Rated output voltage	24 V DC \pm 1 %	Nominal output current for U_{nom}	10 A @ 60 °C

General data

Humidity	35...85%, non condensing and non freezing	Installation advice	Lid screws included
Protection degree	IP65, in complete state	Short-circuit protection	Yes, internal
Standards	UL 508	Surge voltage category	III, II

Insulation coordination

Surge voltage category	III, II
------------------------	---------

Connection data (input)

Connection system	IDC terminal
-------------------	--------------

Approbations

Certificate no. (cULus)	E258476	Institute (cULus)	CULUS
-------------------------	---------	-------------------	-------

FP PRO TOP3 24/10 2P**Weidmüller Interface GmbH & Co. KG**

Klingenbergstraße 26

D-32758 Detmold

Germany

www.weidmueller.com**Technical data****Clamping capacity**

Connection data - contact element power bus

Wire connection method	Insulation displacement connection (IDC)
Blade size of operating tool	0.6 x 3.5 mm
Number of poles	5
Conductor connection cross-section, solid, max.	6 mm ²
Conductor connection cross-section, solid, min.	1.5 mm ²
Conductor connection cross-section, stranded, max.	6 mm ²
Conductor connection cross-section, stranded, min.	2.5 mm ²
Conductor connection cross-section, finely stranded, max.	6 mm ²
Conductor connection cross-section, finely stranded, min.	2.5 mm ²
Conductor connection cross-section, finest stranded, max.	6 mm ²
Conductor connection cross-section, finest stranded, min.	2.5 mm ²

FP PRO TOP3 24/10 2P

Weidmüller Interface GmbH & Co. KG

Klingenbergstraße 26

D-32758 Detmold

Germany

www.weidmueller.com

Technical data

Connection data - contact element Branch / Feed-in	Wire connection method		PUSH IN
	Blade size of operating tool		0.6 x 3.5 mm
	Stripping length		14 mm
	Number of poles		5
	Conductor connection cross-section, solid, max.		6 mm ²
	Conductor connection cross-section, solid, min.		0.5 mm ²
	Conductor connection cross-section, stranded, max.		6 mm ²
	Conductor connection cross-section, stranded, min.		0.5 mm ²
	Conductor connection cross-section, finely stranded, max.		10 mm ²
	Conductor connection cross-section, finely stranded, min.		0.5 mm ²
	Conductor connection cross-section, finest stranded, max.		6 mm ²
	Conductor connection cross-section, finest stranded, min.		0.5 mm ²
	Conductor connection cross-section with wire end ferrule	Type of wire end ferrule	12 mm with plastic collar
		Standard	DIN 46228/1
		Cross-section, min.	0.5 mm ²
		Cross-section, max.	6 mm ²
		Type of wire end ferrule	12 mm with plastic collar
		Standard	DIN 46228/4
		Cross-section, min.	0.5 mm ²
		Cross-section, max.	6 mm ²
		Type of wire end ferrule	8 mm with plastic collar
		Standard	DIN 46228/1
		Cross-section, min.	0.5 mm ²
		Cross-section, max.	6 mm ²
		Type of wire end ferrule	8 mm with plastic collar
		Standard	DIN 46228/4
		Cross-section, min.	0.5 mm ²
		Cross-section, max.	6 mm ²
		Type of wire end ferrule	Twin wire-end ferrules
		Cross-section, min.	0.5 mm ²
		Cross-section, max.	6 mm ²

Rated data acc. to IEC

Rated data acc. to IEC for contact element	Voltage type		AC, DC
	Standard		IEC 60947-7-1, IEC 60947-7-2
	Rated voltage		800 V
	Rated impulse withstand voltage		8 kV
	Rated current (3 loaded poles)		41 A
	Rated current (4 loaded poles)		25 A
Rated data acc. to IEC for fuse plug	Voltage type		AC
	Number of phases		3
	Standard		IEC 61984, IEC 60947-7-3
	Rated voltage		36 V
	Rated impulse withstand voltage		6 kV
	Rated current		12 A

FP PRO TOP3 24/10 2P

Weidmüller Interface GmbH & Co. KG

Klingenbergstraße 26

D-32758 Detmold

Germany

www.weidmueller.com

Technical data

Rated data acc. to IEC for plug-in connector	Voltage type	DC
	Standard	IEC 60947-7-1, IEC 60947-7-2, IEC 61984
	Rated voltage	690 V
	Rated impulse withstand voltage	8 kV
	Rated current (3 loaded poles)	32 A
	Rated current (4 loaded poles)	25 A

Rated data acc. to UL

Rated data acc. to UL for contact element	Standard	UL 1059
	Note	for use with UL-listed TC-ER cables
	Conductor connection cross-section, AWG, max.	AWG 10
	Conductor connection cross-section, AWG, min.	AWG 14
	Rated voltage	600 V
	Rated current	30 A

Rated data acc. to UL for fuse plug

Rated data acc. to UL for plug-in connector	Standard	UL 1059
	Note	for use with UL-listed TC-ER cables
	Conductor connection cross-section, AWG, max.	AWG 12
	Conductor connection cross-section, AWG, min.	AWG 16
	Rated voltage	600 V
	Rated current	20 A

Standards UL 508

Classifications

ETIM 6.0	EC002540	ETIM 7.0	EC002540
ETIM 8.0	EC002540	ETIM 9.0	EC002540
ECLASS 9.1	27-04-07-01	ECLASS 10.0	27-04-07-01
ECLASS 11.0	27-04-07-01	ECLASS 12.0	27-04-07-01
ECLASS 13.0	27-04-90-02		

Environmental Product Compliance

REACH SVHC	Lead 7439-92-1 Potassium perfluorobutane sulfonate 29420-49-3
SCIP	7645f3b1-6db9-495d-9e21-ab1d894aff05

Approvals

Approvals



ROHS	Conform
UL File Number Search	UL Website
Certificate no. (cULus)	E258476

FP PRO TOP3 24/10 2P**Weidmüller Interface GmbH & Co. KG**

Klingenbergstraße 26

D-32758 Detmold

Germany

www.weidmueller.com**Technical data****Downloads**

Approval/Certificate/Document of Conformity

[CE Declaration of Conformity Fieldpower® PROtop and topGUARD](#)

Engineering Data

[CAD data – STEP](#)

Product Change Notification

[Produktänderungsmitteilung FieldPower® PROtop](#)[Product Change Notification FieldPower® PROtop](#)[Technical change to FieldPower® IP65 power supplies](#)[Technische Änderung für FieldPower® IP65 Stromversorgungen](#)

User Documentation

[Manual FieldPower® PT6 IEC cURus](#)[Manual FieldPower® PROtop size 2](#)

Catalogues

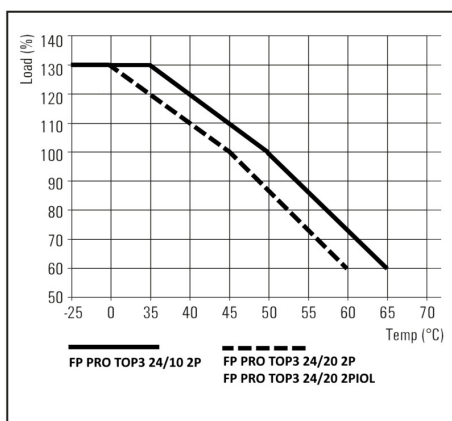
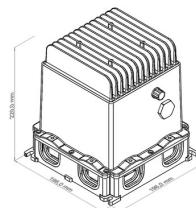

[Catalogues in PDF-format](#)

FP PRO TOP3 24/10 2P

Weidmüller Interface GmbH & Co. KG
Klingenbergstraße 26
D-32758 Detmold
Germany

www.weidmueller.com

Drawings



M12 A-coded	FP PRO TOP3 ... 2P	FP PRO TOP3 24/20 2PIOL
1	13	L+
2	I/O	n.c.
3	GND	L-
4	14	C/Q

