

PVN1M6I4SXFV100TXPX10**Weidmüller Interface GmbH & Co. KG**

Klingenbergstraße 26

D-32758 Detmold

Germany

www.weidmueller.com

PV Next combiner boxes for inverters with 1 to 12 MPP trackers are used to protect the DC side of a photovoltaic system. The combiner boxes protect the inverter against overvoltages and thus comply with the European Directive EN 51543-32. In addition, these products offer the possibility to protect the system against reverse currents and the possibility to combine strings to save cables during installation.

General ordering data

Version	Photovoltaics, Combiner Box, 1000 V, 6 MPP's, 2 Inputs / 1 Output per MPP, Surge protection I / II, Cable gland
Order No.	2737630000
Type	PVN1M6I4SXFV100TXPX10
GTIN (EAN)	4050118824902
Qty.	1 pc(s).
Replacement parts	2530600000 2534300000

PVN1M6I4SXFV100TXPX10**Weidmüller Interface GmbH & Co. KG**

Klingenbergstraße 26

D-32758 Detmold

Germany

www.weidmueller.com**Technical data****Dimensions and weights**

Depth	175 mm	Depth (inches)	6.89 inch
Height	330 mm	Height (inches)	12.992 inch
Width	558 mm	Width (inches)	21.968 inch
Net weight	6,943 g		

Temperatures

Ambient temperature	-40 °C...+50 °C	Humidity	5 - 90 %, no condensation
---------------------	-----------------	----------	---------------------------

Approvals and norms

Approvals	EN 61439-2, IEC 61439-2
-----------	-------------------------

Guarantee

Time interval	5 years
---------------	---------

Electrical characteristics

Current per Maximum Power Point, max. 30 A

Rated DC current per connection	Current per string, max.	30 A
Rated short-term current resistance	Rated current	37.5 A
Rated DC voltage	1,000 V	

Enclosure

Connection type string	Internal terminal (with cable gland feed-through)	Enclosure attachment	Via mounting foots
Impact resistance	IK08 in accordance with IEC 62208, IK10 in accordance with IEC 62262	Insulating material	Polyester glass-fibre reinforced, Polycarbonate
Protection class	II	Switch disconnecter execution	no switch
Type of mounting	Wall mounting, 4 screws		

General data

Installation location	Protected outdoor area (Land and Sea)	Protection degree	IP65
-----------------------	---------------------------------------	-------------------	------

Inputs

Amount of maximum power points	6 MPP		
DC Input + & -	Wire connection	Type of connection	PUSH IN
		Compatible cable crosssection	EN 50618:2015
		Wire cross-section, min.	2.5 mm ²
		Wire cross-section, max.	16 mm ²
	Cable entry	Number of cable entries	12

PVN1M6I4SXFV100TXPX10
Weidmüller Interface GmbH & Co. KG

Klingenbergstraße 26

D-32758 Detmold

Germany

www.weidmueller.com
Technical data

Functional earth connector	Cable entry	Number of cable entries	1
		Cable diameter, min.	5 mm
		Cable diameter, max.	10 mm
		Cable glands	M 16
	Wire connection	Type of connection	Screw connection
		Flexible, max. H05(07) V-K	25 mm ²
		w. wire end ferrule, DIN 46228 pt 1, max.	16 mm ²
Fuse type	Neither fuse cartridge nor holder		
Max. number of DC inputs	per Maximum Power Point 2 inputs connected in parallel		
Surge protection auxiliary contact	Cable entry	Cable diameter, min.	5 mm
		Cable diameter, max.	10 mm
		Cable glands	M 16
	Wire connection	Type of connection	Tension clamp connection with actuator
		Flexible, max. H05(07) V-K	1.5 mm ²
		w. wire end ferrule, DIN 46228 pt 1, max.	1.5 mm ²

Outputs

DC Output + & -	Wire connection	Type of connection	PUSH IN
		Compatible cable cross-section	TÜV 2 Pfg 1169/08.07
		Wire cross-section, min.	2.5 mm ²
		Wire cross-section, max.	16 mm ²

Max. number of DC outputs per Maximum Power Point 1 output

Surge protection DC side

Discharge current I_n (8/20 μ s)	20 kA	Discharge current, max. (8/20 μ s)	40 kA
Lightning test current I_{imp} (10/350 μ s)	6.25 kA	Maximum continuous operating voltage DC UCPV mode +/-, -/PE, +/-PE	1,100 V
PV system voltage, max. U_{cpv}	1,100 V	Protection level U_p (+/-, -/PE, +/-PE)	≤ 3.8 kV
Protection level U_p (+/-)	≤ 3.8 kV	Protection level U_p (+/PE)	≤ 3.8 kV
Protection level U_p (-/PE)	≤ 3.8 kV	Requirements class	Type I/II
Short-circuit current I_{SCP}	11,000 A	Standby power consumption P_c	<0.2 W
Total discharge current I_{total} (8/20 μ s)	50 kA	Total discharge current I_{total} (10/350 μ s)	12.5 kA

Classifications

ETIM 6.0	EC002928	ETIM 7.0	EC002928
ETIM 8.0	EC003857	ETIM 9.0	EC003857
ECLASS 9.0	22-57-92-03	ECLASS 9.1	22-57-02-90
ECLASS 10.0	22-57-02-90	ECLASS 11.0	22-57-02-92
ECLASS 12.0	22-57-02-92	ECLASS 13.0	22-57-02-92

PVN1M6I4SXFV100TXPX10**Weidmüller Interface GmbH & Co. KG**

Klingenbergstraße 26

D-32758 Detmold

Germany

www.weidmueller.com**Technical data****Tender specification sheets**

Long specification

Combiner box for inverters with 6 MPP tracker, suitable for protecting the DC side of a photovoltaic system according to EN 51543-32.

MPP1:

2 inputs, connection via M25 cable gland with 3x7mm Ø cable entry. PUSH IN connection / 2.5 - 6mm² single-wire, multi-wire, with/without ferrule.

1 output, connection via M25 cable gland with 3x7mm Ø cable entry. PUSH IN connection / 2.5 - 6mm² single-wire, multi-wire, with/without ferrule.

MPP2 to 6:
identical to MPP1

Max. string voltage U_{oc}:
1000V

1 class/type I + II combined arrester with signal contact

Connection of the signal contact via cable glands (8-12mmØ) max. conductor cross-section: 1.5mm²
Connection of the functional earth via cable glands (8-12mmØ) Conductor cross-section:

16-25mm²

Protection class: IP65

All built into a glass fibre reinforced polyester housing. Dimensions HxWxD:
330x558x175 mm

Approval according to low voltage switchgear and controlgear IEC 61439-1:2011 and EN 61439-2:2011

Environmental Product Compliance

REACH SVHC

Lead 7439-92-1

SCIP

bdbab5698-6a20-4370-8e28-8810d882d01a

PVN1M6I4SXXV100TXPX10**Weidmüller Interface GmbH & Co. KG**

Klingenbergstraße 26

D-32758 Detmold

Germany

www.weidmueller.com**Technical data****Important note**

Product information

The SCIP number was assigned due to a lead content of more than 0.1 % of the net weight.

Safe use instruction according to ECHA:

The identification of the hazardous substance is sufficient to allow safe use of the article throughout its life cycle, including the service life, disassembly and waste/recycling phase

Approvals

Approvals

**Downloads**

Approval/Certificate/Document of Conformity

[EU Declaration of Conformity](#)

Engineering Data

[CAD data – STEP](#)[CAD data – PV Next Schematic Diagram 2in1](#)

Technical Documentation

[Customer Drawing](#)

User Documentation

[Manual PV Next String Combiner Box](#)[MANUAL PV NEXT IT/ES/FR](#)

White paper

[Fact Sheet DE PV CB Wie man Gebäude gegen Blitzeinschläge schützt](#)[Fact Sheet DE PV Wie man die Lebensdauer eines GAK verlängert](#)[Fact Sheet DE PV CB Wann Sicherungen zu installieren sind](#)[Fact Sheet DE CB PV NEXT](#)[Fact Sheet EN PV CB When DC fuses are mandatory to install](#)[Fact Sheet EN CB PV NEXT](#)[Fact Sheet EN PV How to protect buildings against lightning strikes](#)[Fact Sheet EN PV How to extend the life time of a Combiner Box](#)[Fact Sheet DE CB PV Strings kombinieren](#)[Fact Sheet DE PV CB Richtig verbinden](#)[Fact Sheet EN CB Combining PV strings](#)[Fact Sheet EN PV CB connection](#)[Fact Sheet EN PV Combiner Box earthing](#)[Fact Sheet DE PV Combiner Box Erdung](#)

Catalogues

[Catalogues in PDF-format](#)


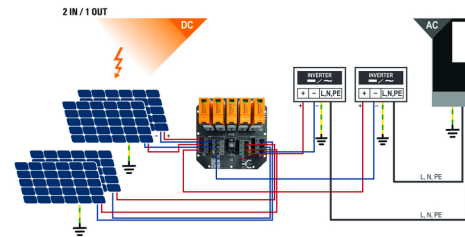
PVN1M6I4SXFV100TXPX10

Weidmüller Interface GmbH & Co. KG
Klingenbergstraße 26
D-32758 Detmold
Germany

www.weidmueller.com

Drawings

PCB design



PVN 1 M2 I6 S0 F3 V1 Q1 TX PX 10									
Series		Voltage		Power supply		Monitoring		Output Type	
PVN = PV Next		10 = 1kV		x = n/a		x = n/a		0 = DG	
VPU = PV Protect		11 = 1.1kV						1 = VVAC	
		15 = 1.5kV						2 = MCA-5m 2	
Level		Inputs		Switch		SPD		Fuses	
1 = DC trunk box (L1)		1...12 inputs		x = n/a		0 = TYP II		x = n/a	
Series				0 = manual switch		1 = TYP I-II		3 = only fuse holders	
1 = 1 MPPT supported				1 = remote switch		X = No SPD			
2 = 2 MPPT supported									
3 = 3 MPPT supported									
4 = 4 MPPT supported									
6 = 6 MPPT supported									

PVN1M6I4SXFV100TXPX10**Weidmüller Interface GmbH & Co. KG**

Klingenbergstraße 26

D-32758 Detmold

Germany

www.weidmueller.com**Accessories****Tools**

- For flexible and solid conductors with special insulating materials
- High-quality stripping for industrial applications (complies with aircraft industry requirements)
- Specially shaped blades enable stripping of special types of insulation and conductor configurations
- Stripping length adjustable via end stop
- Very versatile thanks to interchangeable stripping units
- Stripping results reproduced accurately over and over again
- No damage to the conductor
- A long-lasting, reliable tool thanks to its sturdy design
- Integrated cutting function

General ordering data

Type	MULTI-STRIPAX PV	Version
Order No.	1190490000	Photovoltaics, Plug-in connector
GTIN (EAN)	4032248973262	
Qty.	1 pc(s).	

SL Set PV NEXT

The **"SL SET PV NEXT"** allows the insertion of up to four cables through one cable gland whilst keeping a tight seal.

General ordering data

Type	SL SET PV NEXT	Version
Order No.	2729230000	Photovoltaics
GTIN (EAN)	4050118804508	
Qty.	1 pc(s).	

PVN1M6I4SXFV100TXPX10

Weidmüller Interface GmbH & Co. KG

Klingenbergstraße 26

D-32758 Detmold

Germany

www.weidmueller.com

Accessories

Y-Connector Cables




The Y or X cable is used to connect three or four elements of a PV system, such as the connection between PV panels, inverters and surge protection boxes. The cables are available in different connection variants.

General ordering data

Type	PVHYM+M+XXXX6W-15	Version
Order No.	2877860000	Photovoltaics, Y-Connector Cable, 1x WM4 C Male, 2x MC4 Female,
GTIN (EAN)	4064675666424	6mm², 1500 V
Qty.	1 pc(s).	
Type	PVHYM-M-XXXX6W+15	Version
Order No.	2877850000	Photovoltaics, Y-Connector Cable, 1x WM4 C Female, 2x MC4 Male,
GTIN (EAN)	4064675666417	6mm², 1500 V
Qty.	1 pc(s).	

Slotted screwdriver



VDE insulated slot-head screwdriver, SDI DIN 7437, ISO 2380/2, drive output acc. to DIN 5264, ISO 2380/1. SoftFinish grip

General ordering data

Type	SDIS 0.6X3.5X100	Version
Order No.	2749810000	Screwdriver, Blade width (B): 3.5 mm, Blade length: 100 mm, Blade
GTIN (EAN)	4050118897012	thickness (A): 0.6 mm
Qty.	1 pc(s).	
Type	SDIS 1.0X5.5X125	Version
Order No.	2749850000	Screwdriver, Blade width (B): 5.5 mm, Blade length: 125 mm, Blade
GTIN (EAN)	4050118897050	thickness (A): 1 mm
Qty.	1 pc(s).	

PVN1M6I4SXFV100TXPX10**Weidmüller Interface GmbH & Co. KG**

Klingenbergstraße 26

D-32758 Detmold

Germany

www.weidmueller.com**Accessories****PV Sun Covers****General ordering data**

Type	PV SUN COVER 56/30/21	Version
Order No.	8000087025	Photovoltaics
GTIN (EAN)	4064675845188	
Qty.	1 pc(s).	

Crosshead screwdriver Phillips

VDE insulated crosshead screwdriver, for Phillips screws, SDIK PH DIN 7438, ISO 8764/2-PH, output to ISO 8764-PH, SoftFinish grip

General ordering data

Type	SDIK PH3 X 150	Version
Order No.	2749910000	Screwdriver, Blade width (B): 3 mm, 150 mm, Blade thickness (A): 3
GTIN (EAN)	4050118897210	
Qty.	1 pc(s).	

PVN1M6I4SXFV100TXPX10

Weidmüller Interface GmbH & Co. KG

Klingenbergstraße 26

D-32758 Detmold

Germany

www.weidmueller.com

Accessories

UV-resistant cable ties



UV-resistant polyamide 6.6 ensures long durability of our special cable ties even with strong UV radiation. Ideal for continuous outdoor use.

General ordering data

Type	CB-UVR 290/4,5 BK	Version
Order No.	2659350000	Cable ties, 4,5 x 290 mm, Polyamide 66, 220 N
GTIN (EAN)	4050118682816	
Qty.	100 pc(s).	

External fixing lugs



The enclosures of the TBF series are made of extremely tough glass fibre-reinforced polyester. These enclosures are ideal for applications that call for low weight coupled with high shock resistance. The weather-resistant TBF enclosures are designed for a wide range of applications. Together with their comprehensive range of accessories, they provide universal solutions for accommodating built-in items such as regulators, measuring instruments, valves and other equipment.

Features:

- 9 sizes in 2 versions, with grey and transparent lids
- Cover with nylon screws
- Fixing holes outside the sealed area
- Thread for fitting to terminal rails and mounting plates
- Comprehensive accessories
- Weidmüller can manufacture and supply this enclosure to match customer specifications, fitted with all necessary terminals and cable glands.

General ordering data

Type	MF TBF	Version
Order No.	0360800000	TBF (polyester empty enclosure), Mounting foot, Fixing lugs, Height:
GTIN (EAN)	4008190108595	72.5 mm, Width: 24 mm, Depth: 12 mm, Material: Polyamide, Deep
Qty.	1 pc(s).	black

PVN1M6I4SXFV100TXPX10

Weidmüller Interface GmbH & Co. KG
Klingenbergstraße 26
D-32758 Detmold
Germany

www.weidmueller.com

Accessories**Cutting tools**

Cutting tools for conductors up to 8 mm, 12 mm, 14 mm and 22 mm outside diameter. The special blade geometry allows pinch-free cutting of copper and aluminium conductors with minimum physical effort. The cutting tools (KT 8 to KT 22) also come with VDE and GS-tested protective insulation up to 1,000 V in accordance with EN/IEC 60900.

General ordering data

Type	KT 14	Version
Order No.	1157820000	Cutting tools, Cutting tool for one-hand operation
GTIN (EAN)	4032248945344	
Qty.	1 pc(s).	

PVN1M6I4SXFV100TXPX10**Weidmüller Interface GmbH & Co. KG**

Klingenbergstraße 26

D-32758 Detmold

Germany

www.weidmueller.com**Replacement parts****Spare Arrester****General ordering data**

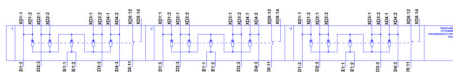
Type	VPU PV I+II OM 1000	Version
Order No.	2534300000	Surge voltage arrester, Low voltage, Surge protection I / II, Spare
GTIN (EAN)	4050118545906	arrester
Qty.	9 pc(s).	
Type	VPU PV I+II O 1000	Version
Order No.	2530600000	Surge voltage arrester, Low voltage, Accessories, Surge protection I /
GTIN (EAN)	4050118540819	II, Spare arrester
Qty.	9 pc(s).	

PVN1M6I4SXFV100TXPX10

Weidmüller Interface GmbH & Co. KG
Klingenbergstraße 26
D-32758 Detmold
Germany

www.weidmueller.com

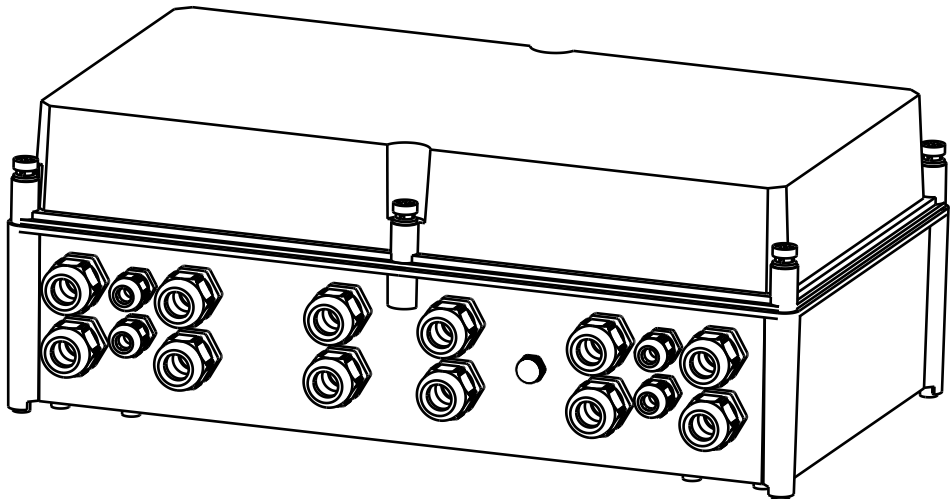
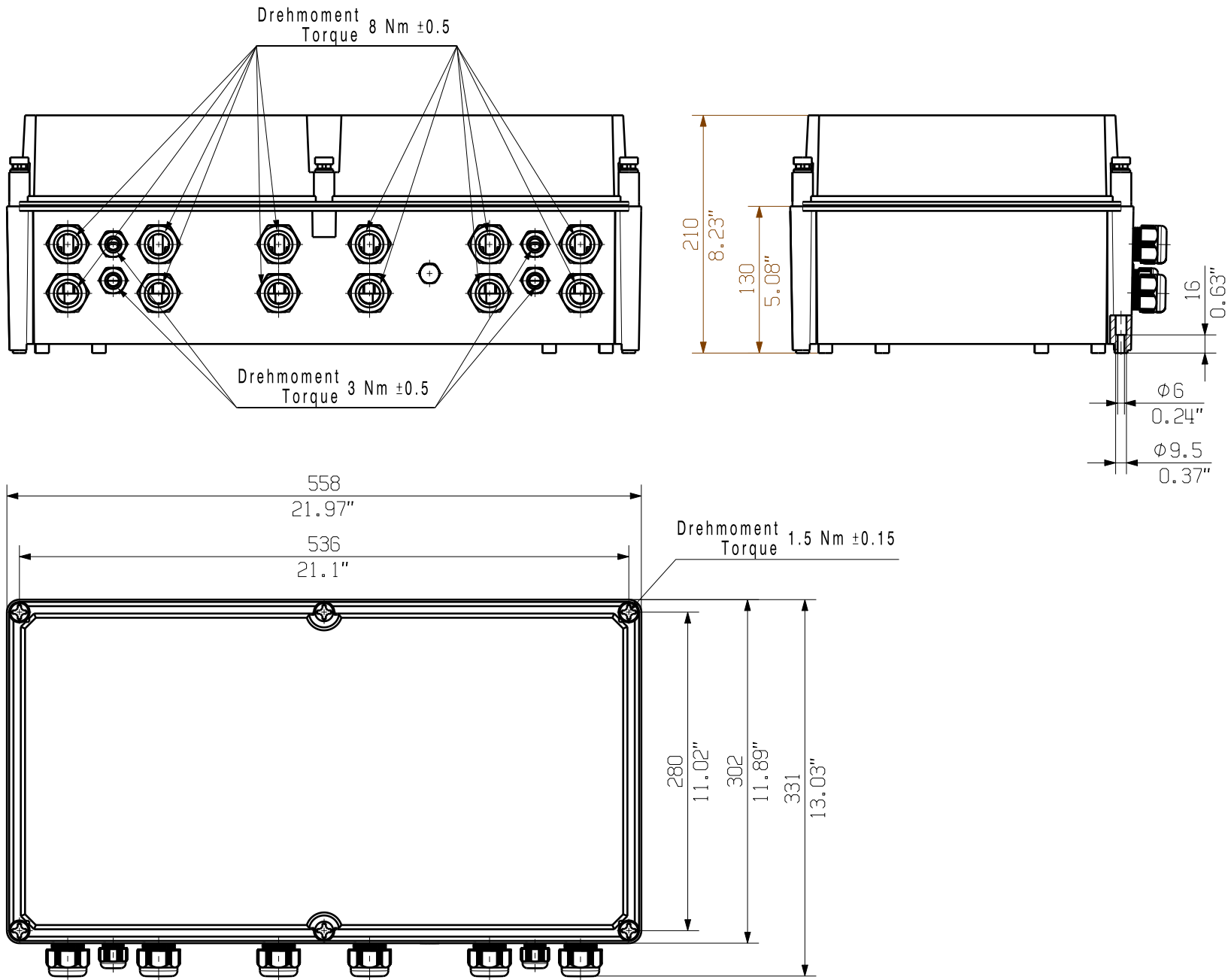
Drawings



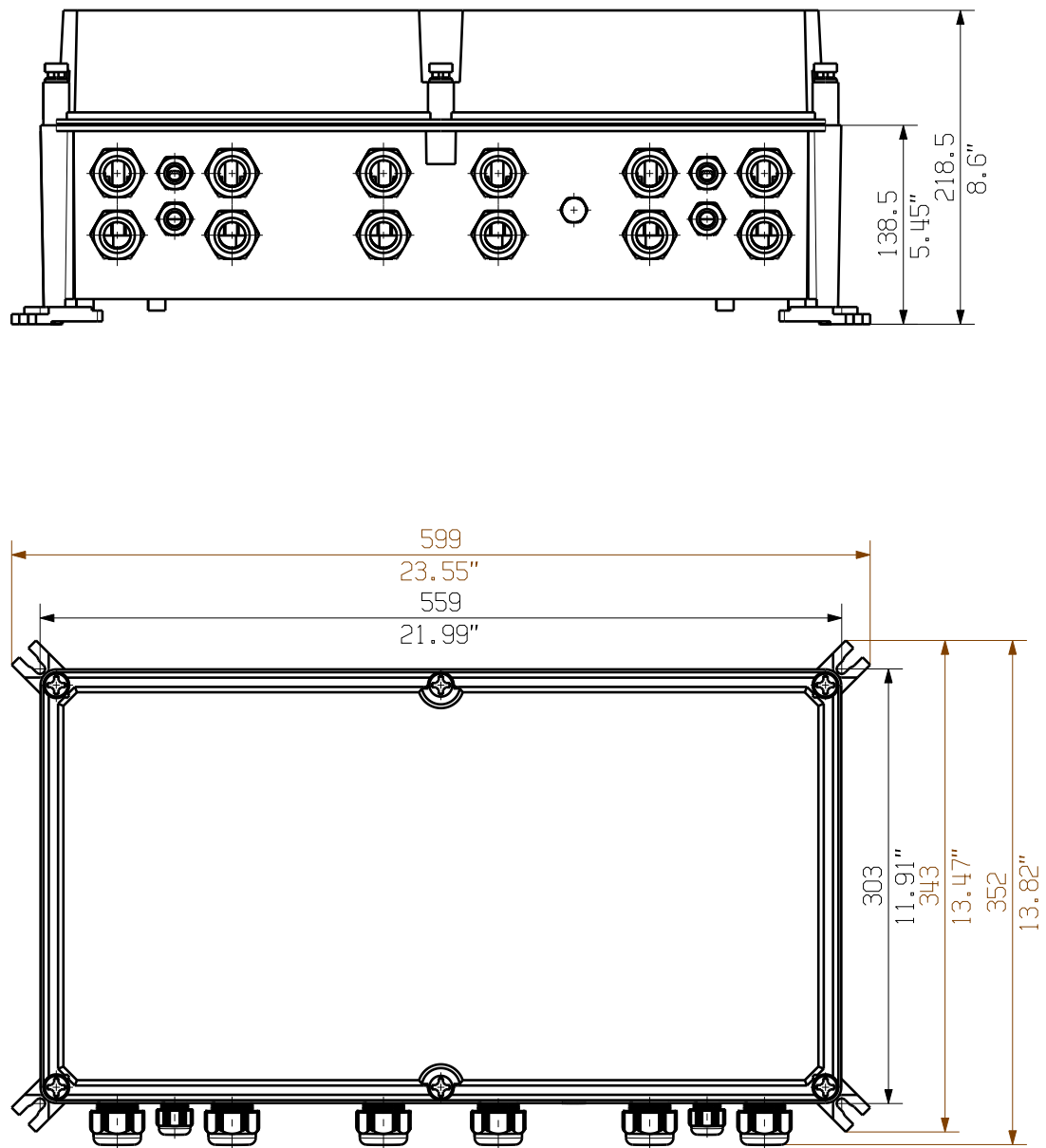
The reproduction, distribution and utilization of this document as well as the communication of its contents to others without explicit authorization is prohibited.
Offenders will be held liable for the payment of damages. Weidmueller exclusively reserves the right to file for patents, utility models or designs.

© Weidmueller Interface GmbH & Co. KG

Dimensions without tolerances are no check dimensions





The English version is binding



Darstellung mit Zubehoer
Shown with accessory 0360800000 MF TBF

Nicht im Lieferumfang enthalten!
Not included in delivery!

		Prim PLM Part No.: 1230345		Prim ERP Part No.: 2737630000		
First Issue Date 26.03.2020	Max. nos.		Weidmüller 		72149 Drawing no. Issue no.	
	Modification					
		Date	Name	2737630000 PVN1M6I12SXFV100TXPX10 Combinerbox Residential/Commercial Combinerbox Residential/Commercial		
	Drawn	26.03.2020	Brüntrup, Anna			
	Responsible		Wohlgemuth, Kl			
Scale: 1/5	Size: A3	Approved	05.06.2020			Püschner, Klau
Drawing Customer						Product file: