

WPD 111 1X95/4X35 BK**Weidmüller Interface GmbH & Co. KG**

Klingenbergstraße 26

D-32758 Detmold

Germany

www.weidmueller.com

Our WPD 1XX distribution blocks are used in all situations where power is supplied and distributed. Their user-friendly design creates a better overview and enables rapid, efficient implementation of space-saving power distribution.

General ordering data

Version	Potential distributor terminal, Screw connection, 95, 1000 V, 232 A, Number of connections: 5, Number of poles: 1, TS 35, Mounting plate, black
Order No.	2730320000
Type	WPD 111 1X95/4X35 BK
GTIN (EAN)	4050118844948
Qty.	1 pc(s).

WPD 111 1X95/4X35 BK

Weidmüller Interface GmbH & Co. KG

Klingenbergstraße 26

D-32758 Detmold

Germany

www.weidmueller.com

Technical data

Dimensions and weights

Depth	69.4 mm	Depth (inches)	2.732 inch
Height	105 mm	Height (inches)	4.134 inch
Width	36.6 mm	Width (inches)	1.441 inch
Net weight	240 g		

Temperatures

Storage temperature	-25 °C...55 °C	Continuous operating temp., min.	-50 °C
Continuous operating temp., max.	130 °C		

Material data

Material	Wemid	Colour	black
UL 94 flammability rating	V-0		

System specifications

Version	Screw connection	End cover plate required	No
Number of potentials	1	Number of levels	1
Number of clamping points per level	5	Levels cross-connected internally	No
Rail	TS 35, Mounting plate	N-function	No
PE function	No	PEN function	No

Additional technical data

Explosion-tested version	Yes	Open sides	closed
Snap-on	Yes	Type of mounting	Snap-on, Direct mounting

Conductors for clamping (additional connection)

Connection type, additional connection Screw connection

Conductors for clamping (rated connection)

Connection direction	on side	Number of connections	5
Type of connection	Screw connection		

General

Number of poles	1	Rail	TS 35, Mounting plate
Standards	IEC 60947-7-1		

Rating data

Rated cross-section	95 mm ²	Rated voltage	1,000 V
Rated AC voltage	1,000 V	Rated DC voltage	1,500 V
Rated current	232 A	Standards	IEC 60947-7-1
Rated impulse withstand voltage	8 kV	Pollution severity	3
Surge voltage category	III		

UL rating data

Certificate No. (cURus)	E60693
-------------------------	--------

WPD 111 1X95/4X35 BK

Weidmüller Interface GmbH & Co. KG

Klingenbergstraße 26

D-32758 Detmold

Germany

www.weidmueller.com

Technical data

Classifications

ETIM 6.0	EC000897	ETIM 7.0	EC000897
ETIM 8.0	EC000897	ETIM 9.0	EC000897
ECLASS 9.0	27-14-11-20	ECLASS 9.1	27-14-11-20
ECLASS 10.0	27-14-11-20	ECLASS 11.0	27-14-11-20
ECLASS 12.0	27-14-11-20	ECLASS 13.0	27-25-01-19

Environmental Product Compliance

REACH SVHC	Lead 7439-92-1
SCIP	9b5f0838-1f0b-4c14-9fc7-3f5e6ee75be2

Important note

Product information	The socket complies with flammability class V-2 according to UL94.
---------------------	--

Approvals

Approvals



ROHS	Conform
UL File Number Search	UL Website
Certificate No. (cURus)	E60693
Certificate no. (cULus)	E511333

Downloads

Approval/Certificate/Document of Conformity	CB Certificate VDE Certificate DNV Certificate UL certificate Confirmation of Standards EN 45545-2_2020-10
Engineering Data	CAD data – STEP
Catalogues	Catalogues in PDF-format

WPD 111 1X95/4X35 BK

Weidmüller Interface GmbH & Co. KG

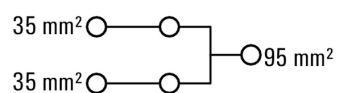
Klingenbergstraße 26

D-32758 Detmold

Germany

www.weidmueller.com

Drawings



Power distribution

Screw connection

W-Series

WPD 111 1X95/4X35 GY

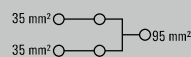


WPD 111

95 mm²

Width / Height / Depth	mm
max. current / max. conductor	A/mm ²
max. clamping range	mm ²

36.6 / 69.4 / 105
232 / 95
2.5...95



Technical data

Rated data		
Rated voltage		V
Rated current		A
for wire cross-section	95 mm ²	mm ²
Rated impulse withstand voltage / Pollution severity		
Overvoltage category / UL 94 flammability rating		
Approvals		
Clamped conductors (H05V/H07V)		
Solid / Stranded	95 mm ²	mm ²
	35 mm ²	mm ²
Flexible with ferrule	95 mm ²	mm ²
	35 mm ²	mm ²
Stripping length / Blade size	95 mm ²	mm/-
	35 mm ²	mm/-
Tightening torque		Nm
Note		

IEC 60947-7-1 (Cu), UL 1059 (Cu+Al)

IEC	UL	CSA	EN 60079-7
1000	1000		
232	230		
95	AWG 4/0		
	8 kV / 3		
	III / V-0		

Bemessungsanschluss

16...95 / 16...95
4...35 / 4...35
10...70
2.5...25
21 / M12
16 / M8
see appendix at the end of the chapter

Ordering data


Version	
	grey
	blue
	red
	black
Note	

Type	Qty.	Order No.
WPD 111 1X95/4X35 GY	1	2603790000
WPD 111 1X95/4X35 BL	1	2603800000
WPD 111 1X95/4X35 RD	1	2730310000
WPD 111 1X95/4X35 BK	1	2730320000



Accessories



End bracket	
	dark beige
	dark beige
Screwdriver	
	SET






Type	Qty.	Order No.
WEW 35/2	100	1061200000
AEB 35 SC/1	50	1991920000
SDK PZ2 X 100	1	2749450000
SK WSD-S 1,5-10,0	1	9008850000







Conductor connection data according to IEC 60947-7-1





connection point A		
Input	Copper	
1x 95 mm ²		
95 mm ²	14 Nm	14 Nm
70 mm ²		
50 mm ²		
35 mm ²		
25 mm ²		
16 mm ²		
10 mm ²		
Stripping lengths	21 mm	
Allen screw	M12	

connection point A		
Copper		
Output		
1x 35 mm ²	6 Nm	6 Nm
35 mm ²		
25 mm ²		
16 mm ²		
10 mm ²		
6 mm ²		
4 mm ²		
2,5 mm ²		
Stripping lengths	16 mm	
Allen screw	M8	

 Stranded
  Solid
  Flexible with ferrule
  Sector shaped
  Flat band

UL Rating data according to UL 1059

Certificate no. (UR) XCFR2.E60693				
connection point A				
Input (line)	Copper		Aluminium	
				
AWG 4/0	200 Lb In.	200 Lb In.	200 Lb In.	200 Lb In.
AWG 3/0				
AWG 2/0				
AWG 1/0				
AWG 1				
AWG 2				
AWG 3				
AWG 4				
AWG 6				
AWG 8				
max. current	230 A	200 A	180 A	155 A
Voltage size B,C (UR)	1000 V			

connection point 1 / 2 / 3 / 4				
Output	Copper		Aluminium	
				
AWG 2	124.8 Lb In.	124.8 Lb In.	124.8 Lb In.	124.8 Lb In.
AWG 3				
AWG 4				
AWG 6				
AWG 8				
AWG 10				
AWG 12				
AWG 14				
max. current	115 A	100 A	90 A	75 A
Voltage size B,C (UR)	1000 V			

