

A2C 150/185 FE-DM**Weidmüller Interface GmbH & Co. KG**

Klingenbergstraße 26

D-32758 Detmold

Germany

www.weidmueller.com

To feed through power, signal, and data is the classical requirement in electrical engineering and panel building. The insulating material, the connection system and the design of the terminal blocks are the differentiating features. A feed-through terminal block is suitable for joining and/or connecting one or more conductors. They could have one or more connection levels that are on the same potential or insulated against one another.

General ordering data

Version	Feed-through terminal, PUSH IN, 150 mm², 1000 V, 309 A, black/yellow
Order No.	2728790000
Type	A2C 150/185 FE-DM
GTIN (EAN)	4050118801545
Qty.	5 pc(s).

A2C 150/185 FE-DM**Weidmüller Interface GmbH & Co. KG**

Klingenbergstraße 26

D-32758 Detmold

Germany

www.weidmueller.com

Technical data**Dimensions and weights**

Depth	98 mm	Depth (inches)	3.858 inch
Height	151 mm	Height (inches)	5.945 inch
Width	31 mm	Width (inches)	1.22 inch
Net weight	316.43 g		

Temperatures

Storage temperature	-25 °C...55 °C	Continuous operating temp., min.	-60 °C
Continuous operating temp., max.	130 °C		

Material data

Material	Wemid	Colour	black/yellow
Colour of operational elements	orange	UL 94 flammability rating	V-0

Rating data IECEx/ATEX

Certificate No. (ATEX)	TUEV16ATEX7909U	Certificate No. (IECEX)	IECEXTUR16.0036U
Max. voltage (ATEX)	1100 V	Current (ATEX)	272 A
Wire cross section max. (ATEX)	185 mm ²	Max. voltage (IECEX)	1100 V
Current (IECEX)	272 A	Wire cross section max. (IECEX)	185 mm ²

System specifications

End cover plate required	No	Number of potentials	1
Number of levels	1	Number of clamping points per level	2
Levels cross-connected internally	No	Rail	Mounting plate
N-function	No	PE function	No
PEN function	No		

Additional technical data

Explosion-tested version	No	Open sides	closed
Snap-on	No	Type of fixing	when screwed in
Type of mounting	Direct mounting		

Conductors for clamping (additional connection)

Connection type, additional connection PUSH IN

A2C 150/185 FE-DM

Weidmüller Interface GmbH & Co. KG

Klingenbergstraße 26

D-32758 Detmold

Germany

www.weidmueller.com

Technical data

Conductors for clamping (rated connection)

Blade size	1.0 x 5.5 mm	Clamping range, max.	185 mm ²
Clamping range, min.	50 mm ²	Connection cross-section, stranded, max.	185 mm ²
Connection cross-section, stranded, min.	50 mm ²	Connection direction	on side
Gauge to IEC 60947-1	B13	Number of connections	2
Stripping length	40 mm	Type of connection	PUSH IN
Wire connection cross section AWG, max.	kcmil 300	Wire connection cross section AWG, min.	AWG 1/0
Wire connection cross section, finely stranded, max.	185 mm ²	Wire connection cross section, finely stranded, min.	50 mm ²
Wire connection cross-section, finely stranded with wire-end ferrules DIN 46228/1, max.	150 mm ²	Wire connection cross-section, finely stranded with wire-end ferrules DIN 46228/1, min.	50 mm ²
Wire connection cross-section, finely stranded with wire-end ferrules DIN 46228/4, max.	150 mm ²	Wire connection cross-section, finely stranded with wire-end ferrules DIN 46228/4, min.	50 mm ²
Wire connection cross-section, solid core, max.	150 mm ²	Wire connection cross-section, solid core, min.	50 mm ²

General

Rail	Mounting plate	Standards	IEC 60947-7-1
Wire connection cross section AWG, max.	kcmil 300	Wire connection cross section AWG, min.	AWG 1/0

Rating data

Rated cross-section	150 mm ²	Rated voltage	1,000 V
Rated DC voltage	1,500 V	Rated current	309 A
Current at maximum wires	309 A	Standards	IEC 60947-7-1
Volume resistance according to IEC 60947-7-x	0.1 mΩ	Rated impulse withstand voltage	8 kV
Power loss in accordance with IEC 60947-7-x	9.89 W	Pollution severity	3
Surge voltage category	III		

UL rating data

Certificate No. (cURus)	E60693	Conductor size Factory wiring max. (cURus)	350 kcmil
Conductor size Factory wiring min. (cURus)	2 AWG	Conductor size Field wiring max. (cURus)	350 kcmil
Conductor size Field wiring min. (cURus)	2 AWG	Current size B (cURus)	310 A
Current size C (cURus)	310 A	Voltage size B (cURus)	600 V
Voltage size C (cURus)	600 V		

Classifications

ETIM 6.0	EC000897	ETIM 7.0	EC000897
ETIM 8.0	EC000897	ETIM 9.0	EC000897
ECLASS 9.0	27-14-11-20	ECLASS 9.1	27-14-11-20
ECLASS 10.0	27-14-11-20	ECLASS 11.0	27-14-11-20
ECLASS 12.0	27-14-11-20	ECLASS 13.0	27-25-01-01

A2C 150/185 FE-DM

Weidmüller Interface GmbH & Co. KG

Klingenbergstraße 26

D-32758 Detmold

Germany

www.weidmueller.com

Technical data

Environmental Product Compliance

REACH SVHC

/

Important note

Product information

The max. connectable wire reduces by one wire size if a cross connector is used that has to be mounted in the wire entry.

Approvals

Approvals



UL File Number Search

UL Website

Certificate No. (cURus)

E60693

Downloads

Approval/Certificate/Document of Conformity

[Attestation of Conformity](#)
[CCC Ex Certificate](#)
[CE Declaration of Conformity](#)

Engineering Data

[CAD data – STEP](#)

User Documentation

[Instruction sheet](#)
[NTI A2C 150_185](#)

Catalogues



[Catalogues in PDF-format](#)

A2C 150/185 FE-DM

Weidmüller Interface GmbH & Co. KG
Klingenbergstraße 26
D-32758 Detmold
Germany

www.weidmueller.com

Drawings



A2C 150/185 FE-DM

Weidmüller Interface GmbH & Co. KG

Klingenbergstraße 26

D-32758 Detmold

Germany

www.weidmueller.com

Accessories

A-Series




Power feed-in

Our wide range of W-Series terminal blocks with our WPD main line branch terminals, which are optimised to guarantee both convenience and space gains, ensures a secure and convenient connection at the power feed-in.

General ordering data

Type	AAC 50-185 2X10	Version
Order No.	2663420000	Auxiliary connection (terminal), 10 mm², Number of connections: 2
GTIN (EAN)	4064675027966	
Qty.	5 pc(s).	
Type	AAC 50-185 2X10 BL	Version
Order No.	2663430000	Auxiliary connection (terminal), 10 mm², Number of connections: 2
GTIN (EAN)	4064675027973	
Qty.	5 pc(s).	
Type	AAC 50-185 2X10 GN-YL	Version
Order No.	2663440000	Auxiliary connection (terminal), 10 mm², Number of connections: 2
GTIN (EAN)	4064675027980	
Qty.	5 pc(s).	
Type	AAC 50-185 2X10 BK-YL	Version
Order No.	2663450000	Auxiliary connection (terminal), 10 mm², Number of connections: 2
GTIN (EAN)	4064675027997	
Qty.	5 pc(s).	

Slotted screwdriver



VDE insulated screwdriver sets, for working on live parts up to 1000 V AC and 1500 V DC, DIN EN 60900. IEC 900. Each piece is "GS" safety tested. Blade made from fully hardened, high-alloy chromium-vanadium-molybdenum steel, gun-metal finish.

General ordering data

Type	SDIS SLIM 0.6X3.5X100	Version
Order No.	2749610000	Mounting tool, Blade width (B): 3.5 mm, Blade length: 100 mm, Blade
GTIN (EAN)	4050118896350	thickness (A): 0.6 mm
Qty.	1 pc(s).	

A2C 150/185 FE-DM

Weidmüller Interface GmbH & Co. KG

Klingenbergstraße 26

D-32758 Detmold

Germany

www.weidmueller.com

Accessories

WS 8/16



WS/ DEK

MultiMark terminal markers use an innovative composite material made from two components. The hard base contour of the marker snaps securely into the connector. The elastic surface finish makes the marker easy to mount. This specially punched material enables the strips to be stretched to accommodate the slight variations in spacing that tend to add up, especially with long terminal blocks. Another advantage: the excellent printability of the surface material guarantees durable and wear-resistant labelling. A print resolution of 300 dpi also produces a very legible script.

Your benefits with MultiMark

- Firm hold and durable printing
- Continuous strips save installation time
- Easy mounting thanks to an innovative composite material
- Large label field for optimal legibility
- High flexibility thanks to manufacturer independence

General ordering data

Type	WS-A 8/16 MM WS	Version
Order No.	2619910000	WS, Terminal marker, 8 x 16 mm, Weidmueller, white
GTIN (EAN)	4050118626179	
Qty.	200 pc(s).	

Slotted screwdriver



Slotted screwdriver with rounded blade SD DIN 5265, ISO 2380/2, output to DIN 5264, ISO 2380/1. ChromTop tip, SoftFinish grip

General ordering data

Type	SDS 1.0X5.5X150	Version
Order No.	2749380000	Screwdriver, Blade width (B): 5.5 mm, Blade length: 150 mm, Blade thickness (A): 1 mm
GTIN (EAN)	4050118895605	
Qty.	1 pc(s).	

A2C 150/185 FE-DM

Weidmüller Interface GmbH & Co. KG

Klingenbergstraße 26

D-32758 Detmold

Germany

www.weidmueller.com

Drawings

