

**WPD 107 1X95/2X35+8X25 BK****Weidmüller Interface GmbH & Co. KG**

Klingenbergstraße 26

D-32758 Detmold

Germany

[www.weidmueller.com](http://www.weidmueller.com)

Our WPD 1XX distribution blocks are used in all situations where power is supplied and distributed. Their user-friendly design creates a better overview and enables rapid, efficient implementation of space-saving power distribution.

**General ordering data**

Version	Potential distributor terminal, Screw connection, black, 270 A, 1000 V, Number of levels: 1, Mounting plate, TS 35, V-0, Wemid
Order No.	<a href="#">2725450000</a>
Type	WPD 107 1X95/2X35+8X25 BK
GTIN (EAN)	4050118796131
Qty.	1 pc(s).

## WPD 107 1X95/2X35+8X25 BK

Weidmüller Interface GmbH &amp; Co. KG

Klingenbergstraße 26

D-32758 Detmold

Germany

www.weidmueller.com

## Technical data

## Dimensions and weights

Depth	54.5 mm	Depth (inches)	2.146 inch
Height	73 mm	Height (inches)	2.874 inch
Width	51 mm	Width (inches)	2.008 inch
Net weight	210 g		

## Temperatures

Storage temperature	-25 °C...55 °C	Continuous operating temp., min.	-50 °C
Continuous operating temp., max.	130 °C		

## Material data

Material	Wemid	Colour	black
UL 94 flammability rating	V-0		

## Rating data IECEx/ATEX

Certificate No. (ATEX)	CNEX16ATEX0005U	Certificate No. (IECEX)	IECEXCNEX16.0005U
Max. voltage (ATEX)	440 V	Current (ATEX)	232 A
Wire cross section max. (ATEX)	95 mm <sup>2</sup>	Max. voltage (IECEX)	440 V
Current (IECEX)	232 A		

## System specifications

Version	Screw connection	End cover plate required	No
Number of potentials	1	Number of levels	1
Number of clamping points per level	2	Number of potentials per tier	1
Levels cross-connected internally	Yes	Rail	Mounting plate, TS 35
N-function	Yes	PE function	No
PEN function	No		

## Additional technical data

Explosion-tested version	Yes	Open sides	closed
Type of mounting	Snap-on		

## CSA rating data

Certificate number (cCSAus)	70128467
-----------------------------	----------

## Conductors for clamping (additional connection)

Connection type, additional connection	Screw connection
--	------------------

## Conductors for clamping (rated connection)

Connection direction	on side	Type of connection	Screw connection
----------------------	---------	--------------------	------------------

## General

Number of poles	1	Rail	Mounting plate, TS 35
Standards	IEC 60947-7-1, UL 1059		

## WPD 107 1X95/2X35+8X25 BK

Weidmüller Interface GmbH &amp; Co. KG

Klingenbergstraße 26

D-32758 Detmold

Germany

www.weidmueller.com

## Technical data

## Rating data

Rated voltage	1,000 V	Rated AC voltage	1,000 V
Rated DC voltage	1,500 V	Rated current	270 A
Standards	IEC 60947-7-1, UL 1059		

## UL rating data

Certificate No. (cURus)	E60693
-------------------------	--------

## Classifications

ETIM 6.0	EC000897	ETIM 7.0	EC000897
ETIM 8.0	EC000897	ETIM 9.0	EC000897
ECLASS 9.0	27-14-11-20	ECLASS 9.1	27-14-11-20
ECLASS 10.0	27-14-11-20	ECLASS 11.0	27-14-11-20
ECLASS 12.0	27-14-11-20	ECLASS 13.0	27-25-01-19

## Environmental Product Compliance

REACH SVHC	Lead 7439-92-1
SCIP	e1c310ef-6b67-4efa-80a6-d307472f4de9
RoHS Compliance Status	Compliant with exemption
RoHS Exemption (if applicable/known)	6c

## Important note

Product information	The socket complies with flammability class V-2 according to UL94.
---------------------	--

## Approvals

Approvals



ROHS	Conform
UL File Number Search	UL Website
Certificate No. (cURus)	E60693

## Downloads

Approval/Certificate/Document of Conformity	<a href="#">Attestation of Conformity</a> <a href="#">UKCA Ex Attestation of Conformity</a> <a href="#">CB Certificate</a> <a href="#">VDE Certificate</a> <a href="#">DNV Certificate</a> <a href="#">UKCA Ex Certificate</a> <a href="#">CE Declaration of Conformity</a> <a href="#">UKCA declaration of conformity</a> <a href="#">Confirmation of Standards EN 45545-2_2020-10</a>
Engineering Data	<a href="#">CAD data – STEP</a>
User Documentation	<a href="#">DATA SHEET WPD 107</a> <a href="#">Manual - How to connect aluminum wires in WPD-Terminal blocks</a>
Catalogues	<a href="#">Catalogues in PDF-format</a>

### WPD 107 1X95/2X35+8X25 BK

**Weidmüller Interface GmbH & Co. KG**

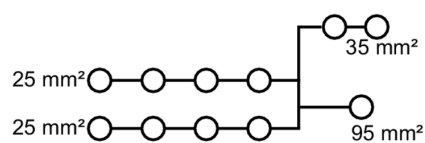
Klingenbergstraße 26

D-32758 Detmold

Germany

[www.weidmueller.com](http://www.weidmueller.com)

## Drawings



**WPD 107 1X95/2X35+8X25 BK****Weidmüller Interface GmbH & Co. KG**

Klingenbergstraße 26

D-32758 Detmold

Germany

[www.weidmueller.com](http://www.weidmueller.com)**Accessories****Socket wrench sets**

Allen key made from fully hardened, high-alloy chromium-vanadium- steel, acc. to DIN ISO 2936 L (DIN 911), high-quality refined surface.

**General ordering data**

Type	SKS 2,0-8,0 MR	Version
Order No.	<a href="#">9008870000</a>	socket wrenches
GTIN (EAN)	4032248266623	
Qty.	1 pc(s).	

**Crosshead screwdriver Pozidriv**

Crosshead screwdriver, Pozidriv, SDK PZ DIN 5262, ISO 8764/2-PZ, output to ISO 8764/1-PZ, ChromTop tip, SoftFinish grip

**General ordering data**

Type	SDK PZ2	Version
Order No.	<a href="#">9008540000</a>	Screwdriver, Screwdriver
GTIN (EAN)	4032248056538	
Qty.	1 pc(s).	

## Power distribution

### Screw connection

#### W-Series

#### WPD 107 1X95/2X35+8X25 GY

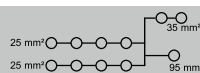


WPD 107

95 mm<sup>2</sup>

Width / Height / Depth	mm
max. current / max. conductor	A/mm <sup>2</sup>
max. clamping range	mm <sup>2</sup>

51 / 54,5 / 73  
232 / 95  
16...95



#### Technical data

Rated data		
Rated voltage		V
Rated current		A
for wire cross-section	95 mm <sup>2</sup>	mm <sup>2</sup>
Rated impulse withstand voltage / Pollution severity		
Overvoltage category / UL 94 flammability rating		
Approvals		
Clamped conductors (H05V/H07V)		
Solid / Stranded	95 mm <sup>2</sup>	mm <sup>2</sup>
	35 mm <sup>2</sup>	mm <sup>2</sup>
	25 mm <sup>2</sup>	mm <sup>2</sup>
	95 mm <sup>2</sup>	mm <sup>2</sup>
Flexible with ferrule	35 mm <sup>2</sup>	mm <sup>2</sup>
	25 mm <sup>2</sup>	mm <sup>2</sup>
	95 mm <sup>2</sup>	mm/-
	35 mm <sup>2</sup>	mm/-
Stripping length / Blade size	25 mm <sup>2</sup>	mm <sup>2</sup>
	25 mm <sup>2</sup>	Nm
Tightening torque		
Note		

#### IEC 60947-7-1 (Cu), UL 1059 (Cu+Al)

IEC	UL	CSA	EN 60079-7
1000	600	600	440
232	200	200	232
95	AWG 8...3/0	AWG 8...3/0	95
8 kV / 3			
III / V-0			

#### Rated connection

16...95 / 16...95
4...35 / 4...35
2.5...25 / 2.5...25
10...70
2.5...25
1.5...16
14 / M12
12 / M8
12 / M6

see appendix at the end of the chapter

#### Ordering data


Version	
	grey
	blue
	red
	black
Note	

Type	Qty.	Order No.
WPD 107 1x95/2x35+8x25 GY	1	1562220000
WPD 107 1x95/2x35+8x25 BL	1	2521730000
WPD 107 1x95/2x35+8x25 RD	1	2725350000
WPD 107 1x95/2x35+8x25 BK	1	2725450000

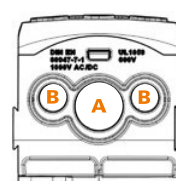
#### Accessories

End bracket	
	dark beige
	dark beige
Screwdriver	
	SET

Type	Qty.	Order No.
WEW 35/2	100	1061200000
AEB 35 SC/1	50	1991920000
SDK PZ2 X 100	1	2749450000
SK WSD-S 1,5-10,0	1	9008850000







output



input

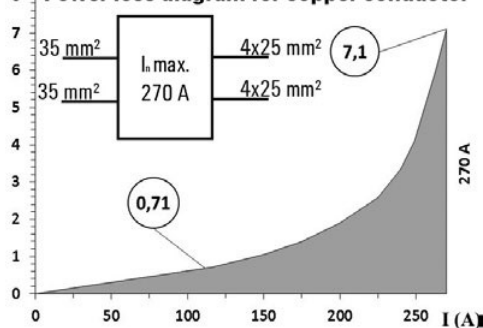
# Conductor connection data according to IEC 60947-7-1 (Cu), UL 1059 (Cu+Al P (W)








connection point A							
Input	Copper		Aluminium*				
							
95 mm <sup>2</sup>	14 Nm	14 Nm	22,6 Nm	22,6 Nm			
70 mm <sup>2</sup>							
50 mm <sup>2</sup>							
35 mm <sup>2</sup>							
25 mm <sup>2</sup>							
16 mm <sup>2</sup>							
10 mm <sup>2</sup>							
Stripping lengths	14 mm						
Allen screw	M12						
* Values according to UL 1059							

\* Values according to UL 1059

## WPD 107

### Power loss diagram for copper conductor







Output	connection point 1 - 8				connection point B			
	Copper		Aluminium*		Copper		Aluminium*	
								
35 mm²	2,5 Nm	2,5 Nm	5,1 Nm	5,1 Nm	3,5 Nm	3,5 Nm	11,3 Nm	11,3 Nm
25 mm²								
16 mm²								
10 mm²								
6 mm²								
4 mm²								
2.5 mm²								
1.5 mm²								
Stripping lengths	12 mm				12 mm			
Allen screw	M6				M8			
* Values according to UL 1059								

\* Values according to UL 1059











## UL Rating data according to UL 1059

Certificate no. (UR)	XCFR2.E60693			
	connection point A			
Input (line)	Copper		Aluminium	
				
AWG 3/0	124 Lb In.	124 Lb In.	200 Lb In.	200 Lb In.
AWG 2/0				
AWG 1/0				
AWG 2				
AWG 4				
AWG 6				
AWG 8				
max. current	200 A	175 A	155 A	130 A
Voltage size B,C (UR)	600 V			

## CSA rating data according to CSA 22.2 No. 158

Certificate No. (CSA)	269832		
	Input	Output	
	CP* A	CP* 1 - 8	CP* B
AWG 3/0	14 Nm.	2,5 Nm	6 Nm
AWG 2/0			
AWG 1/0			
AWG 2			
AWG 4			
AWG 6	200 A	85 A	115 A
AWG 8			
AWG 10			
AWG 12			
AWG 14			
max. current	200 A	85 A	115 A
Voltage size C (CSA)	600 V		

\* CP - connection point

output (load)	connection point 1 - 8				connection point B			
	Copper		Aluminium		Copper		Aluminium	
								
AWG 2	22.1 Lb In.	22.1 Lb In.	45.1 Lb In.	45.1 Lb In.	31 Lb In.	31 Lb In.	100 Lb In.	100 Lb In.
AWG 4								
AWG 6								
AWG 8								
AWG 10								
AWG 12								
AWG 14								
AWG 16								
max. current	85 A	65 A	65 A	50 A	115 A	85 A	90 A	65 A
Voltage size B,C (UR)	600 V							

