

WPD 106 1X70/2X25+3X16 BK**Weidmüller Interface GmbH & Co. KG**

Klingenbergstraße 26

D-32758 Detmold

Germany

www.weidmueller.com

Our WPD 1XX distribution blocks are used in all situations where power is supplied and distributed. Their user-friendly design creates a better overview and enables rapid, efficient implementation of space-saving power distribution.

General ordering data

Version	Potential distributor terminal, Screw connection, black, 215 A, 1000 V, Number of levels: 1, Mounting plate, TS 35, V-0, Wemid
Order No.	2725440000
Type	WPD 106 1X70/2X25+3X16 BK
GTIN (EAN)	4050118796148
Qty.	1 pc(s).

WPD 106 1X70/2X25+3X16 BK

Weidmüller Interface GmbH & Co. KG

Klingenbergstraße 26

D-32758 Detmold

Germany

www.weidmueller.com

Technical data

Dimensions and weights

Depth	50.4 mm	Depth (inches)	1.984 inch
Height	74.5 mm	Height (inches)	2.933 inch
Width	39.5 mm	Width (inches)	1.555 inch
Net weight	200 g		

Temperatures

Storage temperature	-25 °C...55 °C	Continuous operating temp., min.	-50 °C
Continuous operating temp., max.	130 °C		

Material data

Material	Wemid	Colour	black
UL 94 flammability rating	V-0		

Rating data IECEx/ATEX

Certificate No. (ATEX)	CNEX16ATEX0005U	Certificate No. (IECEX)	IECEXCNEX16.0005U
Max. voltage (ATEX)	880 V	Current (ATEX)	160 A
Wire cross section max. (ATEX)	50 mm ²	Max. voltage (IECEX)	880 V
Current (IECEX)	160 A		

System specifications

Version	Screw connection	End cover plate required	No
Number of potentials	1	Number of levels	1
Number of clamping points per level	2	Number of potentials per tier	1
Levels cross-connected internally	Yes	Rail	Mounting plate, TS 35
N-function	Yes	PE function	No
PEN function	No		

Additional technical data

Explosion-tested version	Yes	Open sides	closed
Type of mounting	Snap-on		

CSA rating data

Certificate number (cCSAus)	70128467
-----------------------------	----------

Conductors for clamping (additional connection)

Connection type, additional connection	Screw connection
--	------------------

Conductors for clamping (rated connection)

Connection direction	on side	Type of connection	Screw connection
----------------------	---------	--------------------	------------------

General

Number of poles	1	Rail	Mounting plate, TS 35
Standards	IEC 60947-7-1, UL 1059		

WPD 106 1X70/2X25+3X16 BK

Weidmüller Interface GmbH & Co. KG

Klingenbergstraße 26

D-32758 Detmold

Germany

www.weidmueller.com

Technical data

Rating data

Rated voltage	1,000 V	Rated AC voltage	1,000 V
Rated DC voltage	1,500 V	Rated current	215 A
Standards	IEC 60947-7-1, UL 1059		

UL rating data

Certificate No. (cURus)	E60693
-------------------------	--------

Classifications

ETIM 6.0	EC000897	ETIM 7.0	EC000897
ETIM 8.0	EC000897	ETIM 9.0	EC000897
ECLASS 9.0	27-14-11-20	ECLASS 9.1	27-14-11-20
ECLASS 10.0	27-14-11-20	ECLASS 11.0	27-14-11-20
ECLASS 12.0	27-14-11-20	ECLASS 13.0	27-25-01-19

Environmental Product Compliance

REACH SVHC	Lead 7439-92-1
SCIP	e1c310ef-6b67-4efa-80a6-d307472f4de9
RoHS Compliance Status	Compliant with exemption
RoHS Exemption (if applicable/known)	6c

Important note

Product information	The socket complies with flammability class V-2 according to UL94.
---------------------	--

Approvals

Approvals



ROHS	Conform
UL File Number Search	UL Website
Certificate No. (cURus)	E60693

Downloads

Approval/Certificate/Document of Conformity	Attestation of Conformity UKCA Ex Attestation of Conformity CB Certificate VDE Certificate DNV Certificate UKCA Ex Certificate CE Declaration of Conformity UKCA declaration of conformity Confirmation of Standards EN 45545-2_2020-10
Engineering Data	CAD data – STEP
User Documentation	DATA SHEET WPD 106 Manual - How to connect aluminum wires in WPD-Terminal blocks
Catalogues	Catalogues in PDF-format

WPD 106 1X70/2X25+3X16 BK

Weidmüller Interface GmbH & Co. KG

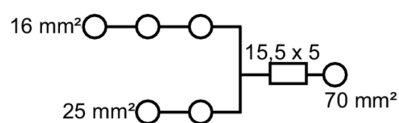
Klingenbergstraße 26

D-32758 Detmold

Germany

www.weidmueller.com

Drawings



WPD 106 1X70/2X25+3X16 BK**Weidmüller Interface GmbH & Co. KG**

Klingenbergstraße 26

D-32758 Detmold


Germany

www.weidmueller.com**Accessories****Socket wrench sets**

Allen key made from fully hardened, high-alloy chromium-vanadium- steel, acc. to DIN ISO 2936 L (DIN 911), high-quality refined surface.

General ordering data

Type	SKS 2,0-8,0 MR	Version
Order No.	9008870000	socket wrenches
GTIN (EAN)	4032248266623	
Qty.	1 pc(s).	

Slotted screwdriver

Slotted screwdriver with rounded blade SD DIN 5265, ISO 2380/2, output to DIN 5264, ISO 2380/1. ChromTop tip, SoftFinish grip

General ordering data

Type	SDS 0.6X3.5X100	Version
Order No.	9008330000	Screwdriver, Screwdriver
GTIN (EAN)	4032248056286	
Qty.	1 pc(s).	

WPD 106 1X70/2X25+3X16 BK**Weidmüller Interface GmbH & Co. KG**

Klingenbergstraße 26

D-32758 Detmold

Germany

www.weidmueller.com**Accessories****Cross connection****General ordering data**

Type	WQB WPD X06/2	Version
Order No.	1561940000	Cross-connector (terminal), Plugged, grey, 215 A, Number of poles: 2,
GTIN (EAN)	4050118367126	Pitch in mm (P): 39.50, Insulated: Yes
Qty.	3 pc(s).	

Power distribution

Screw connection

W-Series

WPD 106 1x70/2x25+3x16 GY

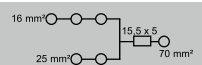


WPD 106

70 mm²

Width / Height / Depth	mm
max. current / max. conductor	A/mm ²
max. clamping range	mm ²

39.5 / 50.4 / 70
192 / 70
10...70



Technical data

Rated data		
Rated voltage		V
Rated current		A
for wire cross-section	70 mm ²	mm ²
Rated impulse withstand voltage / Pollution severity		
Overvoltage category / UL 94 flammability rating		
Approvals		
Clamped conductors (H05V/H07V)		
Solid / Stranded	70 mm ²	mm ²
	25 mm ²	mm ²
	16 mm ²	mm ²
	70 mm ²	mm ²
Flexible with ferrule	25 mm ²	mm ²
	16 mm ²	mm ²
	70 mm ²	mm/-
	25 mm ²	mm/-
Stripping length / Blade size	70 mm ²	mm/-
	16 mm ²	mm/-
Tightening torque		Nm
Note		

IEC 60947-7-1 (Cu), UL 1059 (Cu+Al)

IEC	UL	CSA	EN 60079-7
1000	600	600	550
192	160	175	160
70	AWG 10...2/0	AWG 10...2/0	70
8 kV / 3			
III / V-0			

Rated connection

10...70 / 10...70
2.5...25 / 2.5...25
1.5...16 / 1.5...16
6...50
1.5...16
1.5...10
19 / M8
14 / M6
12 / M6

see appendix at the end of the chapter

Ordering data

Version	
	grey
	blue
	red
	black

Note

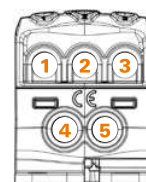
Type	Qty.	Order No.
WPD 106 1x70/2x25+3x16 GY	1	1562210000
WPD 106 1x70/2x25+3x16 BL	1	2518570000
WPD 106 1x70/2x25+3x16 RD	1	2725340000
WPD 106 1x70/2x25+3x16 BK	1	2725440000

Accessories

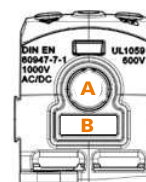
Cross connection	
	2-pole
End bracket	
	dark beige
	dark beige
Screwdriver	
	SET

Type	Qty.	Order No.
WQB WPD X06/2	20	1561940000
WEW 35/2	100	1061200000
AEB 35 SC/1	50	1991920000

SDK PZ2 X 100	1	2749450000
SK WSD-S 1,5-10,0	1	9008850000












output

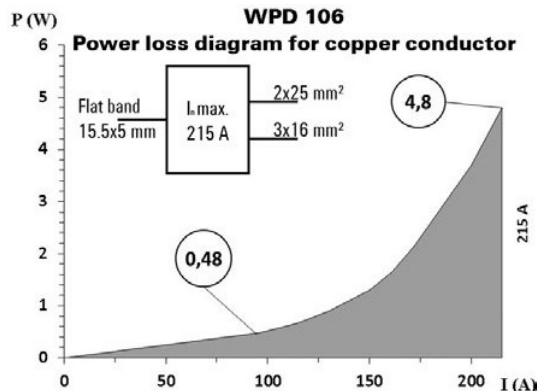









input

Conductor connection data according to IEC 60947-7-1 (Cu), UL 1059 (Cu+Al)

Input	connection point A				CP** B
	Copper		Aluminium*		Copper
					
70 mm ²	10 Nm				
50 mm ²					
35 mm ²					
25 mm ²					
16 mm ²					
10 mm ²					
6 mm ²					
Flat band 15,5x5 mm					2 Nm
Stripping lengths	19 mm				17 mm
Allen screw	M8				M5

* Values according to UL 1059 ** CP - connection point












Output	connection point 1/2/3				connection point 4/5			
	Copper		Aluminium*		Copper		Aluminium*	
								
25 mm ²	2 Nm			2,5 Nm				
16 mm ²								
10 mm ²		2 Nm	5,1 Nm		2,5 Nm	5,1 Nm	5,1 Nm	
6 mm ²								
4 mm ²								
2.5 mm ²								
1.5 mm ²								
Stripping lengths	12 mm			14 mm				
Allen screw	M6			M6				
* Values according to UL 1059								

* Values according to UL 1059

 Mehrdrähtig
  Eindrätig
  Feindrätig mit Aderendhülse
  Sektorförmig
  Flachband

UL Rating data according to UL 1059













Certificate no. (UR)	XCFR2.E60693				CP** B
	connection point A		Aluminium		Copper
Input (line)	Copper		Aluminium		Copper
					
AWG 2/0	88.5 Lb In.				
AWG 1/0					
AWG 2					
AWG 4					
AWG 6					
AWG 8					
AWG10					
Flat band 15,5x3,2 mm					17.4 Lb In.
max. current	160 A	150 A	135 A	120 A	160 A
Voltage size B,C (UR)	600 V				






** CP - connection point

CSA rating data according to CSA 22.2 No. 158

Certificate No. (CSA)	269832		
	Input	Output	
	CP* A	CP* 1/2/3	CP* 4/5
AWG 2/0	10 Nm.		
AWG 1/0			
AWG 2			
AWG 4			
AWG 6			
AWG 8		2 Nm	2 Nm
AWG10			
AWG 12			
AWG 14			
AWG 16			
max. current	175 A	50 A	65 A
Voltage size C (CSA)	600 V		
* CP - connection point			

* CP - connection point

output (load)	connection point 1/2/3				connection point 4/5		
	Copper		Aluminium		Copper	Aluminium	
							
AWG 4	22.6 Lb In.				22.6 Lb In.		
AWG 6							
AWG 8							
AWG 10							
AWG 12							
AWG 14							
AWG 16							
max. current	65 A	50 A	50 A	85 A	65 A	65 A	50 A
Voltage size B,C (UR)	600 V						

 Stranded
  Solid
  Flexible with ferrule
  Sector shaped
  Flat band