

WPD 105 1X35+1X16/2X25+3X16 BK**Weidmüller Interface GmbH & Co. KG**

Klingenbergstraße 26

D-32758 Detmold

Germany

www.weidmueller.com

Our WPD 1XX distribution blocks are used in all situations where power is supplied and distributed. Their user-friendly design creates a better overview and enables rapid, efficient implementation of space-saving power distribution.

General ordering data

Version	Potential distributor terminal, Screw connection, black, 35 mm², 214 A, 1000 V, Number of connections: 5, Number of levels: 1, Mounting plate, TS 35, V-0, Wemid
Order No.	2725410000
Type	WPD 105 1X35+1X16/2X25+3X16 BK
GTIN (EAN)	4050118796179
Qty.	1 pc(s).

WPD 105 1X35+1X16/2X25+3X16 BK
Weidmüller Interface GmbH & Co. KG

Klingenbergstraße 26

D-32758 Detmold

Germany

www.weidmueller.com
Technical data
Dimensions and weights

Depth	53.7 mm	Depth (inches)	2.114 inch
Height	70 mm	Height (inches)	2.756 inch
Width	35.6 mm	Width (inches)	1.402 inch
Net weight	138 g		

Temperatures

Storage temperature	-25 °C...55 °C	Continuous operating temp., min.	-50 °C
Continuous operating temp., max.	130 °C		

Material data

Material	Wemid	Colour	black
UL 94 flammability rating	V-0		

Rating data IECEx/ATEX

Certificate No. (ATEX)	CNEX16ATEX0005U	Certificate No. (IECEX)	IECEXCNEX16.0005U
Max. voltage (ATEX)	690 V	Current (ATEX)	125 A
Wire cross section max. (ATEX)	35 mm ²	Max. voltage (IECEX)	690 V
Current (IECEX)	125 A		

System specifications

Version	Screw connection	End cover plate required	No
Number of potentials	1	Number of levels	1
Number of clamping points per level	2	Number of potentials per tier	1
Levels cross-connected internally	Yes	Rail	Mounting plate, TS 35
N-function	Yes	PE function	No
PEN function	No		

Additional technical data

Explosion-tested version	Yes	Open sides	closed
Type of mounting	Snap-on		

Conductors for clamping (additional connection)

Connection type, additional connection Screw connection

Conductors for clamping (rated connection)

Connection direction	on side	Number of connections	5
Type of connection	Screw connection		

General

Number of poles	1	Rail	Mounting plate, TS 35
Standards	IEC 60947-7-1, UL 1059		

WPD 105 1X35+1X16/2X25+3X16 BK
Weidmüller Interface GmbH & Co. KG

Klingenbergstraße 26

D-32758 Detmold

Germany

www.weidmueller.com
Technical data
Rating data

Rated cross-section	35 mm ²	Rated voltage	1,000 V
Rated AC voltage	1,000 V	Rated DC voltage	1,500 V
Rated current	214 A	Standards	IEC 60947-7-1, UL 1059

Classifications

ETIM 6.0	EC000897	ETIM 7.0	EC000897
ETIM 8.0	EC000897	ETIM 9.0	EC000897
ECLASS 9.0	27-14-11-20	ECLASS 9.1	27-14-11-20
ECLASS 10.0	27-14-11-20	ECLASS 11.0	27-14-11-20
ECLASS 12.0	27-14-11-20	ECLASS 13.0	27-25-01-19
ECLASS 14.0	27-25-01-19		

Environmental Product Compliance

REACH SVHC	Lead 7439-92-1
SCIP	e1c310ef-6b67-4efa-80a6-d307472f4de9
RoHS Compliance Status	Compliant with exemption
RoHS Exemption (if applicable/known)	6c

Important note

Product information	The socket complies with flammability class V-2 according to UL94.
---------------------	--

Approvals

Approvals



ROHS	Conform
------	---------

Downloads

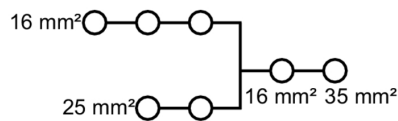
Approval/Certificate/Document of Conformity	Attestation of Conformity UKCA Ex Attestation of Conformity CB Certificate VDE Certificate DNV Certificate UKCA Ex Certificate CE Declaration of Conformity UKCA declaration of conformity Confirmation of Standards EN 45545-2_2020-10
Engineering Data	CAD data – STEP
User Documentation	DATA SHEET WPD 105 Manual - How to connect aluminum wires in WPD-Terminal blocks Torque_Conductor_Connection_Data_WPD_EN Drehmoment_Leiteranschlussdaten_WPD_DE
Catalogues	Catalogues in PDF-format

WPD 105 1X35+1X16/2X25+3X16 BK

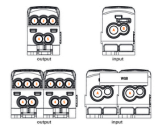
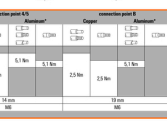
Weidmüller Interface GmbH & Co. KG
 Klingenbergstraße 26
 D-32758 Detmold
 Germany

www.weidmueller.com



Drawings



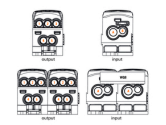
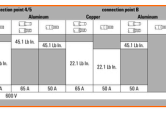
Conductor connection data according to IEC 60947-3-1 (Cu)

Input	Conductor		Dimensions
	Cable	Wire	
25 mm²	1.2/1.6	1.2/1.6	
25 mm²	1.2/1.6	1.2/1.6	
16 mm²	1.2/1.6	1.2/1.6	
16 mm²	1.2/1.6	1.2/1.6	
16 mm²	1.2/1.6	1.2/1.6	
16 mm²	1.2/1.6	1.2/1.6	
16 mm²	1.2/1.6	1.2/1.6	
16 mm²	1.2/1.6	1.2/1.6	
16 mm²	1.2/1.6	1.2/1.6	
16 mm²	1.2/1.6	1.2/1.6	



Conductor connection data according to IEC 60947-3-1 (Al)

Input	Conductor		Dimensions
	Cable	Wire	
25 mm²	1.2/1.6	1.2/1.6	
25 mm²	1.2/1.6	1.2/1.6	
16 mm²	1.2/1.6	1.2/1.6	
16 mm²	1.2/1.6	1.2/1.6	
16 mm²	1.2/1.6	1.2/1.6	
16 mm²	1.2/1.6	1.2/1.6	
16 mm²	1.2/1.6	1.2/1.6	
16 mm²	1.2/1.6	1.2/1.6	
16 mm²	1.2/1.6	1.2/1.6	
16 mm²	1.2/1.6	1.2/1.6	

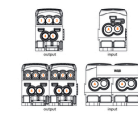

Conductor connection data according to UL 1059 (Al+Cu)

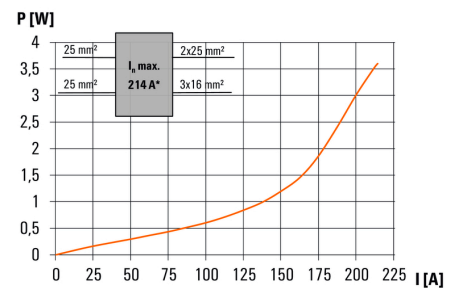
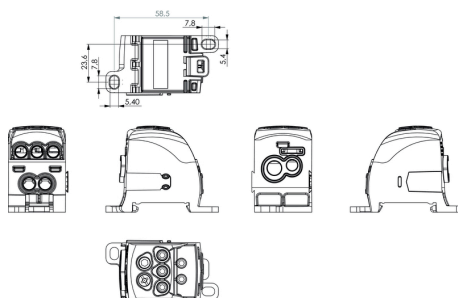
Input (AWG)	Conductor		Dimensions
	Cable	Wire	
AWG 12	1.2/1.6	1.2/1.6	
AWG 12	1.2/1.6	1.2/1.6	
AWG 12	1.2/1.6	1.2/1.6	
AWG 12	1.2/1.6	1.2/1.6	
AWG 12	1.2/1.6	1.2/1.6	
AWG 12	1.2/1.6	1.2/1.6	
AWG 12	1.2/1.6	1.2/1.6	
AWG 12	1.2/1.6	1.2/1.6	
AWG 12	1.2/1.6	1.2/1.6	
AWG 12	1.2/1.6	1.2/1.6	

Conductor connection data according to UL 1059 (Al+Cu)

Input (AWG)	Conductor		Dimensions
	Cable	Wire	
AWG 12	1.2/1.6	1.2/1.6	
AWG 12	1.2/1.6	1.2/1.6	
AWG 12	1.2/1.6	1.2/1.6	
AWG 12	1.2/1.6	1.2/1.6	
AWG 12	1.2/1.6	1.2/1.6	
AWG 12	1.2/1.6	1.2/1.6	
AWG 12	1.2/1.6	1.2/1.6	
AWG 12	1.2/1.6	1.2/1.6	
AWG 12	1.2/1.6	1.2/1.6	
AWG 12	1.2/1.6	1.2/1.6	

CSA Rating data according to CSA 22.2 No. 150

Input (AWG)	Conductor		Dimensions
	Cable	Wire	
AWG 12	1.2/1.6	1.2/1.6	
AWG 12	1.2/1.6	1.2/1.6	
AWG 12	1.2/1.6	1.2/1.6	
AWG 12	1.2/1.6	1.2/1.6	
AWG 12	1.2/1.6	1.2/1.6	
AWG 12	1.2/1.6	1.2/1.6	
AWG 12	1.2/1.6	1.2/1.6	
AWG 12	1.2/1.6	1.2/1.6	
AWG 12	1.2/1.6	1.2/1.6	
AWG 12	1.2/1.6	1.2/1.6	



WPD 105 1X35+1X16/2X25+3X16 BK**Weidmüller Interface GmbH & Co. KG**

Klingenbergstraße 26

D-32758 Detmold

Germany

www.weidmueller.com**Accessories****Cross connection****General ordering data**

Type	WQB WPD X05/3	Version
Order No.	1561970000	Cross-connector (terminal), Plugged, grey, 135 A, Number of poles: 3,
GTIN (EAN)	4050118367133	Pitch in mm (P): 35.60, Insulated: Yes, Width: 88.4 mm
Qty.	20 pc(s).	
Type	WQB WPD X05/2	Version
Order No.	1561960000	Cross-connector (terminal), Plugged, grey, 135 A, Number of poles: 2,
GTIN (EAN)	4050118367140	Pitch in mm (P): 35.60, Insulated: Yes, Width: 52.8 mm
Qty.	10 pc(s).	

Crosshead screwdriver Pozidriv

Crosshead screwdriver, Pozidriv, SDK PZ DIN 5262, ISO 8764/2-PZ, output to ISO 8764/1-PZ, ChromTop tip, SoftFinish grip

General ordering data

Type	SDK PZ2	Version
Order No.	9008540000	Screwdriver, Screwdriver
GTIN (EAN)	4032248056538	
Qty.	1 pc(s).	

WPD 105 1X35+1X16/2X25+3X16 BK**Weidmüller Interface GmbH & Co. KG**

Klingenbergstraße 26

D-32758 Detmold

Germany

www.weidmueller.com**Accessories****Socket wrench sets**

Allen key made from fully hardened, high-alloy chromium-vanadium- steel, acc. to DIN ISO 2936 L (DIN 911), high-quality refined surface.

General ordering data

Type	SKS 2,0-8,0 MR	Version
Order No.	9008870000	socket wrenches
GTIN (EAN)	4032248266623	
Qty.	1 pc(s).	

Power distribution

Screw connection

W-Series

WPD 105 1x35+1x16/2x25+3x16

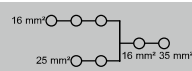


WPD 105

35 mm²

Width / Height / Depth	mm
max. current / max. conductor	A/mm ²
max. clamping range	mm ²

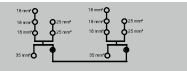
35.6 / 53.7 / 70
125 / 35
2.5...35



WPD 205

35 mm²

71.2 / 53.7 / 70
125 / 35
2.5...35



Technical data

Rated data		
Rated voltage		V
Rated current		A
for wire cross-section	35 mm ²	mm ²
Rated impulse withstand voltage / Pollution severity		
Overvoltage category / UL 94 flammability rating		
Approvals		
Clamped conductors (H05V/H07V)		
Solid / Stranded	35 mm ²	mm ²
	25 mm ²	mm ²
	16 mm ²	mm ²
Flexible with ferrule	35 mm ²	mm ²
	25 mm ²	mm ²
	16 mm ²	mm ²
Stripping length / Blade size	35 mm ²	mm/-
	25 mm ²	mm/-
	16 mm ²	mm/-
Tightening torque		Nm
Note		

IEC 60947-7-1 (Cu), UL 1059 (Cu+Al)

IEC	UL	CSA	EN 60079-7
1000	600	600	690
125	115	85	125
35	AWG 12...2	AWG 12...2	35
8 kV / 3			
III / V-0			
Rated connection			
4...35 / 4...35			
2.5...25 / 2.5...25			
1.5...16 / 1.5...16			
2.5...25			
1.5...16			
1.5...10			
19 / M8			
14 / M6			
12 / M6			
see appendix at the end of the chapter			
Note			

IEC 60947-7-1 (Cu), UL 1059 (Cu+Al)

IEC	UL	CSA	EN 60079-7
1000	600	600	690
125	115	85	125
35	AWG 12...2	AWG 12...2	35
8 kV / 3			
III / V-0			
Rated connection			
4...35 / 4...35			
2.5...25 / 2.5...25			
1.5...16 / 1.5...16			
2.5...25			
1.5...16			
1.5...10			
19 / M8			
14 / M6			
12 / M6			
see appendix at the end of the chapter			
Note			

Ordering data

Version	
	grey
	blue
	red
	black
Note	

Type	Qty.	Order No.
WPD 105 1x35+1x16/2x25+3x16 GY	1	1562170000
WPD 105 1x35+1x16/2x25+3x16 BL	1	2518540000
WPD 105 1x35+1x16/2x25+3x16 RD	1	2725310000
WPD 105 1x35+1x16/2x25+3x16 BK	1	2725410000
Note		

Type	Qty.	Order No.
WPD 205 2x35/4x25+6x16 2xGY	1	1562180000
WPD 205 2x35/4x25+6x16 2xBL	1	2519470000
WPD 205 2x35/4x25+6x16 2xRD	1	2725320000
WPD 205 2x35/4x25+6x16 2xBK	1	2725420000
Note		

Accessories

Cross connection	
	2-pole
	3-pole
End bracket	
	dark beige
	dark beige
Screwdriver	
	SET
Note	

Type	Qty.	Order No.
WQB WPD X05/2	20	1561960000
WQB WPD X05/3	20	1561970000
WEW 35/2	100	1061200000
AEB 35 SC/1	50	1991920000
SDK PZ2 X 100	1	2749450000
SK WSD-S 1,5-10,0	1	9008850000
Note		

Type	Qty.	Order No.
WEW 35/2	100	1061200000
AEB 35 SC/1	50	1991920000
SDK PZ2 X 100	1	2749450000
SK WSD-S 1,5-10,0	1	9008850000
Note		

WPD 305

35 mm²





106.8 / 53.7 / 70
125 / 35
2.5...35



IEC 60947-7-1 (Cu), UL 1059 (Cu+Al)			
IEC	UL	CSA	EN 60079-7
1000	600	600	690
125	115	85	125
35	AWG 12...2	AWG 12...2	35
8 kV / 3			
III / V-0			
Rated connection			
4...35 / 4...35			
2.5...25 / 2.5...25			
1.5...16 / 1.5...16			
2.5...25			
1.5...16			
1.5...10			
19 / M8			
14 / M6			
12 / M6			
see appendix at the end of the chapter			

Type	Qty.	Order No.
WPD 305 3x35/6x25+9x16 3xGY	1	1562190000
WPD 305 3x35/6x25+9x16 3xBL	1	2521770000
WPD 305 3x35/6x25+9x16 3xRD	1	2725330000
WPD 305 3x35/6x25+9x16 3xBK	1	2725430000





Type	Qty.	Order No.
WEW 35/2	100	1061200000
AEB 35 SC/1	50	1991920000
SDK PZ2 X 100	1	2749450000
SK WSD-S 1,5-10,0	1	9008850000

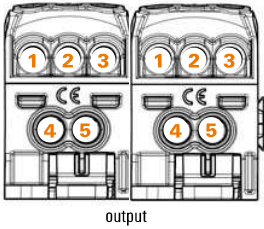


B

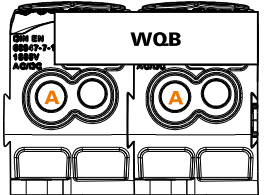


Conductor connection data according to IEC 60947-7-1 (Cu), UL 1059 (Cu+Al)









connection point A				
Input	Copper		Aluminium*	
				
35 mm ²	3,5 Nm		11,3 Nm	11,3 Nm
25 mm ²				
16 mm ²		3,5 Nm		
10 mm ²				
6 mm ²				
4 mm ²				
2.5 mm ²				
Stripping lengths		19 mm		
Allen screw		M8		
* Values according to UL 1059				



output

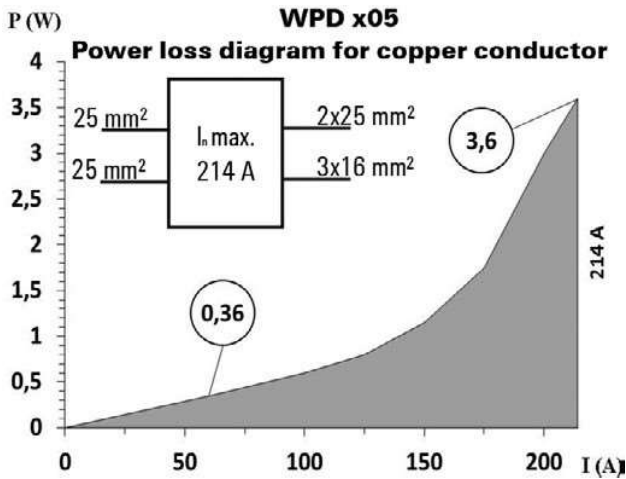


input





Output	connection point 1/2/3				connection point 4/5				connection point B												
	Copper		Aluminium*		Copper		Aluminium*		Copper		Aluminium*										
																					
25 mm²	2 Nm	2 Nm	5,1 Nm		2,5 Nm	2,5 Nm	5,1 Nm	5,1 Nm	2,5 Nm	2,5 Nm	5,1 Nm										
16 mm²																					
10 mm²																					
6 mm²																					
4 mm²																					
2.5 mm²																					
1.5 mm²																					
Stripping lengths	12 mm				14 mm				19 mm												
Allen screw	M6				M6				M6												
* Values according to UL 1059																					

















 Stranded
 Solid
 Flexible with ferrule
 Sector shaped



UL Rating data according to UL 1059

Certificate no. (UR)		XCFR2.E60693			
connection point A					
Input (line)	Copper		Aluminium		
					
AWG 2	31 Lb. In.		100 Lb. In.		
AWG 4				100 Lb. In.	
AWG 6					
AWG 8					
AWG 10					
AWG 12					
max. current	115 A	85 A	90 A	65 A	
Voltage size B,C (UR)	600 V				

connection point 1/2/3													connection point 4/5					connection point B				
output (load)	Copper		Aluminium		Copper		Aluminium		Copper		Aluminium											
																						
AWG 4	22.1 Lb In.	22.1 Lb In.	45.1 Lb In.	22.1 Lb In.	22.1 Lb In.	22.1 Lb In.	45.1 Lb In.	45.1 Lb In.	22.1 Lb In.	22.1 Lb In.	45.1 Lb In.	45.1 Lb In.	22.1 Lb In.	22.1 Lb In.								
AWG 6																						
AWG 8																						
AWG 10																						
AWG 12																						
AWG 14																						
AWG 16																						
max. current	65 A	50 A	50 A		85 A	65 A	65 A	50 A	65 A	50 A	50 A											
Voltage size B,C (UR)	600 V																					



Stranded



Solid



Flexible with ferrule



Sector shaped

CSA-Bemessungsdaten nach CSA 22.2 Nr. 158

Certificate No. (CSA)		269832		
	Input	Output		
	CP* A	CP* 1/2/3	CP* 4/5	CP*B
AWG 4	31 Lb In.			
AWG 4				
AWG 6			22.1 Lb In.	22.1 Lb In.
AWG 8				
AWG 10				
AWG 12				
AWG 14		22.1 Lb In.		22.1 Lb In.
AWG 16				
max. current	115 A	85 A	85 A	85 A
Voltage size C (CSA)	600 V			
* CP - connection point				

B

