


**D-SUB M6.3 T09VU 3.2B4 TY BK****Weidmüller Interface GmbH & Co. KG**

Klingenbergstraße 26

D-32758 Detmold

Germany

[www.weidmueller.com](http://www.weidmueller.com)**Product image****The product range encompasses the following designs:**

- 90°, lying (horizontal) and 180°, standing (vertical)
- Flange design as drilled hole, UNC 4-40 threaded nut and UNC 4-40 threaded bolt
- Stamped contacts (Rated current: 3 A)
- THT soldering process
- Wide range of different design types, also with snap-on clip
- Packed in tray (TY)
- Extended temperature range of -55 °C to +85 °C for maximum performance
- Design in accordance with IEC 60807-3 (IEC 807-3) and DIN 41652

**General ordering data**

Version	OMNIMATE Data - D-SUB connector, male header, Thread-nut UNC 4-40, THT solder connection, Pitch in mm (P): 2.77 mm, Number of poles: 9, ≥ 50 µ" Ni / 100 µ" Sn , 500, PBT GF, black, Tray
Order No.	<a href="#">2707170000</a>
Type	D-SUB M6.3 T09VU 3.2B4 TY BK
GTIN (EAN)	4050118810011
Qty.	90 pc(s).
Packaging	Tray

**D-SUB M6.3 T09VU 3.2B4 TY BK****Weidmüller Interface GmbH & Co. KG**

Klingenbergstraße 26

D-32758 Detmold

Germany

www.weidmueller.com

**Technical data****Dimensions and weights**

Depth	12.55 mm	Depth (inches)	0.494 inch
Height	12.96 mm	Height (inches)	0.51 inch
Width	30.81 mm	Width (inches)	1.213 inch
Net weight	5 g		

**System specifications**

Mounting onto the PCB	THT solder connection	Number of poles	9
Outgoing elbow	180°	Pitch in inches (P)	0.109 "
Pitch in mm (P)	2.77 mm	Plugging cycles	500
Product family	OMNIMATE Data - D-SUB connector	Protection degree	IP10
Shield surface	tinned	Shielding	360° shield contact
Shielding material	Steel	Side termination, characteristic	Thread-nut UNC 4-40
Solder pin dimensions	Octagonal	Solder pin length (l)	3.5 mm
Soldering process	Manual soldering, Wave soldering	Tolerance of solder pin position	± 0.1 mm
Type of connection	Solder connection		

**Electrical properties**

Dielectric strength, contact / contact	1000 V AC	Insulation strength	≥ 1000 MΩ
Rated current	3 A	Rated voltage	250 V

**Material data**

Insulating material	PBT GF	Colour	black
Colour chart (similar)	RAL 9011	Insulation strength	≥ 1000 MΩ
UL 94 flammability rating	V-0	Contact base material	Cu-alloy
Contact material	Cu-alloy	Contact surface	Gold over nickel
Layer structure of solder connection	≥ 50 μ" Ni / 100 μ" Sn	Layer structure of plug contact	≥ 50 μ" Ni / 30 μ" Au
Operating temperature, min.	-55 °C	Operating temperature, max.	105 °C

**Packing**

Packaging	Tray	VPE length	305 mm
VPE width	202 mm	VPE height	25 mm

**Classifications**

ETIM 6.0	EC002637	ETIM 7.0	EC002637
ETIM 8.0	EC002637	ETIM 9.0	EC002637
ECLASS 9.0	27-44-04-02	ECLASS 9.1	27-44-04-02
ECLASS 10.0	27-44-04-02	ECLASS 11.0	27-46-02-01
ECLASS 12.0	27-46-02-01	ECLASS 13.0	27-46-02-01

**Environmental Product Compliance**

REACH SVHC	/
RoHS Compliance Status	Compliant without exemption

**D-SUB M6.3 T09VU 3.2B4 TY BK****Weidmüller Interface GmbH & Co. KG**

Klingenbergstraße 26

D-32758 Detmold

Germany

[www.weidmueller.com](http://www.weidmueller.com)**Technical data****Approvals**

Approvals



ROHS Conform

UL File Number Search UL Website

Certificate No. (UR) E92202

**Downloads**Engineering Data [CAD data – STEP](#)Catalogues [Catalogues in PDF-format](#)


### D-SUB M6.3 T09VU 3.2B4 TY BK

**Weidmüller Interface GmbH & Co. KG**  
Klingenbergstraße 26  
D-32758 Detmold  
Germany

[www.weidmueller.com](http://www.weidmueller.com)

## Drawings

### Product image

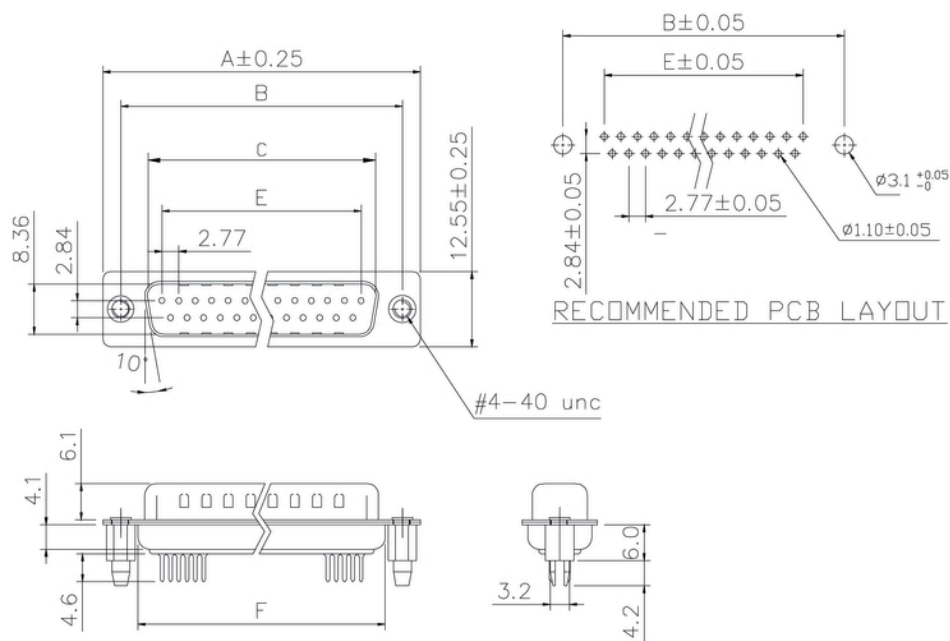


**D-SUB M6.3 T09VU 3.2B4 TY BK****Weidmüller Interface GmbH & Co. KG**

Klingenbergstraße 26

D-32758 Detmold

Germany

[www.weidmueller.com](http://www.weidmueller.com)**Drawings**

Tolerance	
x.	± 0.38
x.x	± 0.25
x.xx	± 0.13
DIM	TOL
x.	± 3°
x.x	± 1.0°
Angle	TOL

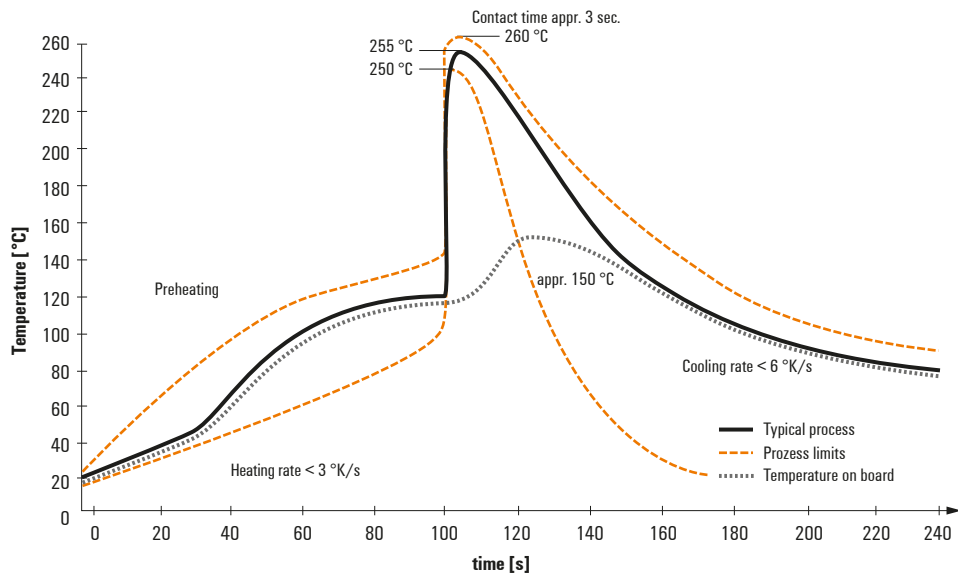
**Dimensions**

No. of poles	A	B	C	E	F
9	30.81	24.99	16.92	11.08	19.20
15	39.20	33.30	25.25	19.39	27.70
25	53.05	47.04	38.96	33.24	41.10

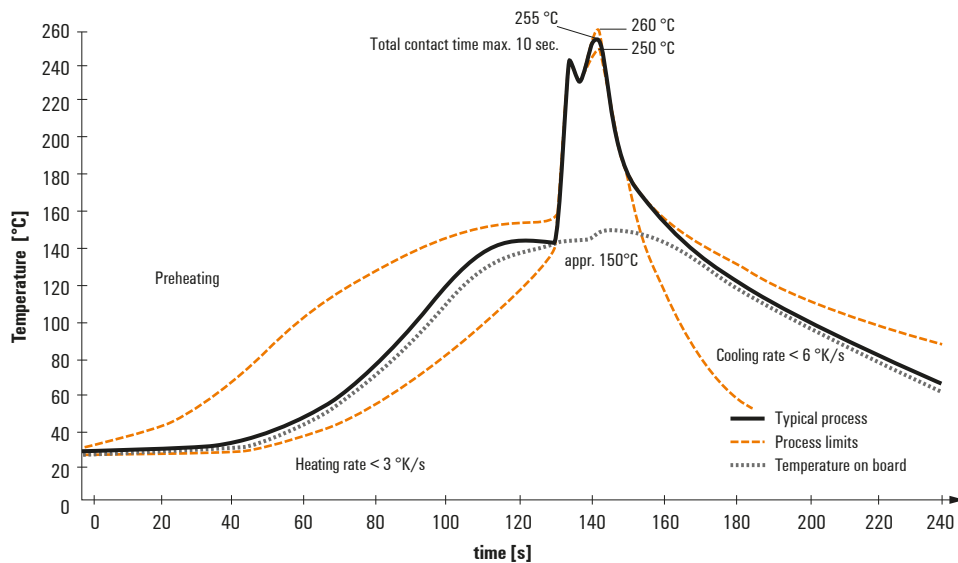
## Recommended wave soldering profiles

**Weidmüller Interface GmbH & Co. KG**  
Klingenbergstraße 16  
D-32758 Detmold  
Germany  
Fon: +49 5231 14-0  
Fax: +49 5231 14-292083  
[www.weidmueller.com](http://www.weidmueller.com)

### Single Wave:



### Double Wave:



### Wave soldering profiles

Wired connection elements should be processed in accordance with the DIN EN 61760-1 standard. We have included two recommendations for practical wave soldering profiles, with which Weidmüller PCB terminals and connectors are qualified.

When choosing a suitable profile for your application, the following factors also need to be considered:

- PCB thickness
- Proportion of Cu in the layers
- Single/double-sided assembly
- Product range
- Heating and cooling rates

The single and double wave profiles each indicate the recommended operating range, including the maximum soldering temperature of 260 °C. In practice, the maximum soldering temperature is quite often well below the above maximum profile.

We reserve the right to make technical changes.